



# The UBS Funds

March 28, 2024

**Supplement to the Prospectuses relating to Class A and Class P shares and the Statements of Additional Information (“SAIs”), each dated October 27, 2023, as supplemented.**

**Includes:**

- UBS All China Equity Fund
- UBS Emerging Markets Equity Opportunity Fund
- UBS Engage For Impact Fund
- UBS Global Allocation Fund
- UBS International Sustainable Equity Fund
- UBS U.S. Small Cap Growth Fund
- UBS Multi Income Bond Fund
- UBS Sustainable Development Bank Bond Fund
- UBS US Dividend Ruler Fund
- UBS US Quality Growth At Reasonable Price Fund

Dear Investor,

The purpose of this supplement is to update certain information in the Prospectuses and SAIs for the above-named series (each, a “Fund”) of The UBS Funds.

First, this supplement updates certain information regarding changes to intermediary-specific sales charge waivers and discounts.

Second, this supplement updates certain information regarding additional compensation paid to UBS Financial Services Inc. as an affiliated dealer.

## **I. Intermediary-specific sales charge waivers and discounts**

**Effective April 1, 2024, Appendix A to the Prospectuses is revised by replacing the section relating to Merrill Lynch in its entirety with the following:**

Purchases or sales of front-end (i.e., Class A) mutual fund shares through a Merrill Lynch (“Merrill”) platform or account will be eligible only for the following sales load waivers (front-end, contingent deferred, or back-end waivers) and discounts, which differ from those disclosed elsewhere in the Fund’s prospectus or SAI. Purchasers will have to buy mutual fund shares directly from the mutual fund company or through another intermediary to be eligible for waivers or discounts not listed below.

It is the investor's responsibility to notify Merrill at the time of purchase or sale of any relationship or other facts that qualify the transaction for a waiver or discount. A Merrill representative may ask for reasonable documentation of such facts and Merrill may condition the granting of a waiver or discount on the timely receipt of such documentation.

Additional information on waivers and discounts is available in the Merrill Sales Load Waiver and Discounts Supplement (the "Merrill SLWD Supplement") and in the Mutual Fund Investing at Merrill pamphlet at [ml.com/funds](http://ml.com/funds). Investors are encouraged to review these documents and speak with their financial advisor to determine whether a transaction is eligible for a waiver or discount.

---

### **Front-end Sales Load Waivers on Class A Shares Available at Merrill**

Shares of mutual funds available for purchase by employer-sponsored retirement, deferred compensation, and employee benefit plans (including health savings accounts) and trusts used to fund those plans, provided the shares are not held in a commission-based brokerage account and shares are held for the benefit of the plan. For purposes of this provision, employer-sponsored retirement plans do not include SEP IRAs, Simple IRAs, SAR-SEPs or Keogh plans

Shares purchased through a Merrill investment advisory program

Brokerage class shares exchanged from advisory class shares due to the holdings moving from a Merrill investment advisory program to a Merrill brokerage account

Shares purchased through the Merrill Edge Self-Directed platform

Shares purchased through the systematic reinvestment of capital gains distributions and dividend reinvestment when purchasing shares of the same mutual fund in the same account

Shares exchanged from level-load shares to front-end load shares of the same mutual fund in accordance with the description in the Merrill SLWD Supplement

Shares purchased by eligible employees of Merrill or its affiliates and their family members who purchase shares in accounts within the employee's Merrill Household (as defined in the Merrill SLWD Supplement)

Shares purchased by eligible persons associated with the fund as defined in this prospectus (e.g. the fund's officers or trustees)

Shares purchased from the proceeds of a mutual fund redemption in front-end load shares provided (1) the repurchase is in a mutual fund within the same fund family; (2) the repurchase occurs within 90 calendar days from the redemption trade date, and (3) the redemption and purchase occur in the same account (known as Rights of Reinstatement). Automated transactions (i.e. systematic purchases and withdrawals) and purchases made after shares are automatically sold to pay Merrill's account maintenance fees are not eligible for Rights of Reinstatement

---

### **Contingent Deferred Sales Charge ("CDSC") Waivers on Front-end, Back-end, and Level Load Shares Available at Merrill**

Shares sold due to the client's death or disability (as defined by Internal Revenue Code Section 22(e)(3))

Shares sold pursuant to a systematic withdrawal program subject to Merrill's maximum systematic withdrawal limits as described in the Merrill SLWD Supplement

Shares sold due to return of excess contributions from an IRA account

Shares sold as part of a required minimum distribution for IRA and retirement accounts due to the investor reaching the qualified age based on applicable IRS regulation

Front-end or level-load shares held in commission-based, non-taxable retirement brokerage accounts (e.g. traditional, Roth, rollover, SEP IRAs, Simple IRAs, SAR-SEPs or Keogh plans) that are transferred to fee-based accounts or platforms and exchanged for a lower cost share class of the same mutual fund

---

## **Front-end Load Discounts Available at Merrill: Breakpoints, Rights of Accumulation & Letters of Intent**

Breakpoint discounts, as described in this prospectus, where the sales load is at or below the maximum sales load that Merrill permits to be assessed to a front-end load purchase, as described in the Merrill SLWD Supplement

Rights of Accumulation (ROA), as described in the Merrill SLWD Supplement, which entitle investors to breakpoint discounts based on the aggregated holdings of mutual fund family assets held in accounts in their Merrill Household

Letters of Intent (LOI), which allow for breakpoint discounts on eligible new purchases based on anticipated future eligible purchases within a fund family at Merrill, in accounts within your Merrill Household, as further described in the Merrill SLWD Supplement

## **II. Additional compensation to affiliated dealer**

**Effective immediately, the Prospectuses and SAIs are hereby revised as follows:**

**The section captioned “Managing your fund account” and sub-captioned “Additional compensation to affiliated dealer” of the Prospectuses is deleted and replaced in its entirety with the following:**

UBS AM (US) and/or UBS AM (Americas) may pay their affiliate, UBS Financial Services Inc., additional compensation in connection with the sale of Fund shares in consideration of distribution, marketing support and other services at an annual rate of 0.15% (15 basis points) of the value of the average monthly equity assets and 0.10% (10 basis points) of the average monthly fixed-income assets that are invested in each Fund to be paid on a quarterly basis (although UBS Financial Services Inc. may choose not to receive such payments, or receive a reduced amount, on assets held in certain types of accounts or wrap fee advisory programs). The foregoing payments are made by UBS AM (US) and/or UBS AM (Americas) out of their own resources. Such payments are often referred to as “revenue sharing.”

**The section captioned “Reduced sales charges, additional purchase, exchange and redemption information and other services” or “Additional purchase, exchange and redemption information and other services,” as applicable, and sub-captioned “Additional compensation to affiliated dealer” of the SAIs is deleted and replaced in its entirety with the following:**

UBS AM (US) and/or UBS AM (Americas) may pay their affiliate, UBS Financial Services Inc., additional compensation in connection with the sale of Fund shares in consideration of distribution, marketing support and other services at an annual rate of 0.15% (15 basis points) of the value of the average monthly equity assets and 0.10% (10 basis points) of the average monthly fixed-income assets that are invested in each Fund to be paid on a quarterly basis (although UBS Financial Services Inc. may choose not to receive such payments, or receive a reduced amount, on assets held in certain types of accounts or wrap fee advisory programs). The foregoing payments are made by UBS AM (US) and/or UBS AM (Americas) out of their own resources. Such payments are often referred to as “revenue sharing.”

**PLEASE BE SURE TO RETAIN THIS IMPORTANT INFORMATION FOR FUTURE REFERENCE.**

© UBS 2024. All rights reserved.  
UBS Asset Management (Americas) LLC





March 4, 2024

**Supplement to the prospectuses (each, a “Prospectus” and together, the “Prospectuses”) and Statements of Additional Information (each, an “SAI” and together, the “SAIs”) referenced on the reverse, as may have been supplemented.**

**Includes:**

- UBS Series Funds
- UBS Investment Trust
- PACE Select Advisors Trust
- Master Trust
- The UBS Funds
- SMA Relationship Trust

Dear Investor,

The purpose of this supplement is to update certain information in the Prospectuses and SAIs for the above-named investment trusts, including each series thereof (each, a “Trust” and together, the “Trusts”) regarding changes to UBS Asset Management (Americas) LLC (formerly known as UBS Asset Management (Americas) Inc.) (“UBS AM”), the Trusts’ investment manager, investment advisor and/or administrator, as applicable. On March 1, 2024, UBS AM converted from a Delaware corporation to a Delaware limited liability company pursuant to Delaware statute and changed its name to “UBS Asset Management (Americas) LLC”. This conversion involved no change to: (i) the investment processes and strategies employed in the management of the Trusts’ assets; (ii) the nature and level of services provided to the Trusts; (iii) the individuals primarily responsible for the day-to-day management of Trust assets; or (iv) the trustees and officers of the Trusts.

**Effective immediately, the Prospectuses and SAIs are hereby revised as follows:**

**All references to “UBS Asset Management (Americas) Inc.” in the Prospectuses and SAIs are hereby revised to “UBS Asset Management (Americas) LLC.”**

**All references to UBS AM as a Delaware corporation are hereby revised to refer to UBS AM as a Delaware limited liability company.**

**PLEASE BE SURE TO RETAIN THIS IMPORTANT INFORMATION FOR FUTURE REFERENCE.**

© UBS 2024. All rights reserved.  
UBS Asset Management (Americas) LLC

**This supplement relates to each of the following Prospectuses and SAIs:**

<b>Fund Name</b>	<b>Role of UBS AM</b>	<b>Date of Prospectus and SAI</b>
<b>UBS Series Funds</b> —UBS Select Prime Institutional Fund, UBS Select Government Institutional Fund, UBS Select Treasury Institutional Fund, UBS Select Prime Preferred Fund, UBS Select Government Preferred Fund, UBS Select Treasury Preferred Fund, UBS Prime Preferred Fund, UBS Tax-Free Preferred Fund, UBS Prime Reserves Fund and UBS Tax-Free Reserves Fund	Administrator	August 28, 2023
<b>UBS Series Funds</b> —UBS RMA Government Money Market Fund	Administrator	August 28, 2023
<b>UBS Series Funds</b> —UBS Liquid Assets Government Fund	Investment Advisor and Administrator	August 28, 2023
<b>UBS Series Funds</b> —UBS Ultra Short Income Fund	Investment Advisor and Administrator	August 28, 2023
<b>UBS Series Funds</b> —Limited Purpose Cash Investment Fund	Investment Advisor and Administrator	August 25, 2023
<b>UBS Investment Trust</b> —UBS U.S. Allocation Fund	Investment Advisor and Administrator	December 29, 2023
<b>PACE Select Advisors Trust</b> —UBS Government Money Market Investments Fund, PACE Mortgage-Backed Securities Fixed Income Investments, PACE Intermediate Fixed Income Investments, PACE Strategic Fixed Income Investments, PACE Municipal Fixed Income Investments, PACE Global Fixed Income Investments, PACE High Yield Investments, PACE Large Co Value Equity Investments, PACE Large Co Growth Equity Investments, PACE Small/Medium Co Value Equity Investments, PACE Small/Medium Co Growth Equity Investments, PACE International Equity Investments, PACE International Emerging Markets Equity Investments, PACE Global Real Estate Securities Investments, PACE Alternative Strategies Investments	Investment Manager and Administrator	November 28, 2023
<b>Master Trust</b> —Prime Master Fund, Government Master Fund, Treasury Master Fund, Prime CNAV Master Fund, Tax-Free Master Fund	Investment Advisor and Administrator	August 25, 2023
<b>UBS Funds</b> —UBS All China Equity Fund, UBS Emerging Markets Equity Opportunity Fund, UBS Engage For Impact Fund, UBS Global Allocation Fund, UBS International Sustainable Equity Fund, UBS U.S. Small Cap Growth Fund, UBS Multi Income Bond Fund, UBS Sustainable Development Bank Bond Fund	Investment Advisor and Administrator	October 27, 2023
<b>UBS Funds</b> —UBS US Dividend Ruler Fund, UBS US Quality Growth At Reasonable Price Fund	Investment Advisor and Administrator	October 27, 2023
<b>SMA Relationship Trust</b> —Series M	Investment Advisor and Administrator	April 28, 2023



# The UBS Funds

Prospectus | October 27, 2023

**Includes:**

- **UBS All China Equity Fund**  
Class: A: UACAX, P: UACPX
- **UBS Emerging Markets Equity Opportunity Fund**  
Class: A: UEMAX, P: UEMPX
- **UBS Engage For Impact Fund**  
Class: A: UEIAX, P: UEIPX
- **UBS Global Allocation Fund**  
Class: A: BNGLX, P: BPGLX
- **UBS International Sustainable Equity Fund**  
Class: A: BNIEX, P: BNUEX
- **UBS U.S. Small Cap Growth Fund**  
Class: A: BNSCX, P: BISCX
- **UBS Multi Income Bond Fund**  
Class: A: UTBAX, P: UTBPX
- **UBS Sustainable Development Bank Bond Fund**  
Class: A: UDBAX, P: UDBPX

This prospectus offers Class A and Class P shares in certain series of The UBS Funds (the "Trust") (each, a "Fund" and, collectively, the "Funds").

As with all mutual funds, the US Securities and Exchange Commission ("SEC") and US Commodity Futures Trading Commission ("CFTC") have not approved or disapproved any Fund's shares or determined whether this prospectus is complete or accurate. To state otherwise is a crime.

**Not FDIC Insured. May lose value. No bank guarantee.**

## Contents

### The UBS Funds

*What every investor should know about the funds*

#### Fund summaries

	<b>Page</b>
• UBS All China Equity Fund	4
• UBS Emerging Markets Equity Opportunity Fund	11
• UBS Engage For Impact Fund	18
• UBS Global Allocation Fund	24
• UBS International Sustainable Equity Fund	31
• UBS U.S. Small Cap Growth Fund	37
• UBS Multi Income Bond Fund	41
• UBS Sustainable Development Bank Bond Fund	48

#### More information about the funds

• UBS All China Equity Fund—Investment objective, strategies, securities selection and risks	53
• UBS Emerging Markets Equity Opportunity Fund—Investment objective, strategies, securities selection and risks	61
• UBS Engage For Impact Fund—Investment objective, strategies, securities selection and risks	69
• UBS Global Allocation Fund—Investment objective, strategies, securities selection and risks	77
• UBS International Sustainable Equity Fund—Investment objective, strategies, securities selection and risks	86
• UBS U.S. Small Cap Growth Fund—Investment objective, strategies, securities selection and risks	94
• UBS Multi Income Bond Fund—Investment objective, strategies, securities selection and risks	99
• UBS Sustainable Development Bank Bond Fund—Investment objective, strategies, securities selection and risks	107

#### Your investment

*Information for managing your fund account*

• Managing your fund account	112
• Flexible pricing	112
• Buying shares	118
• Selling shares	121
• Exchanging shares	122
• Pricing and valuation	123



**Additional information**

*Additional important information about the funds*

	<b>Page</b>
• Management	126
• Disclosure of portfolio holdings	131
• Dividends and taxes	131
• Financial highlights	135
• Appendix A	A-1
• Where to learn more about the funds	Back cover

Please find the **UBS family of funds privacy notice** on page 144 of this prospectus.

Please find the **UBS Asset Management business continuity planning overview** on page 145 of this prospectus.

**The funds are not a complete or balanced investment program.**

# UBS All China Equity Fund Fund Summary

## Investment objective

The Fund seeks to maximize capital appreciation.

## Fees and expenses

These tables describe the fees and expenses that you may pay if you buy, hold, and sell shares of the Fund. You may qualify for a sales charge waiver or discount if you and your family invest, or agree to invest in the future, at least \$50,000 in the Fund. More information about these and other discounts and waivers, as well as eligibility requirements for each share class, is available from your financial advisor and in “Managing your fund account” beginning on page 112 of the Fund’s prospectus and in “Reduced sales charges, additional purchase, exchange and redemption information and other services” beginning on page 95 of the Fund’s Statement of Additional Information (“SAI”). In addition to the fees and expenses described below, you may also be required to pay commissions or other fees to your broker for transactions in Class P shares. Shares of the Fund are available in classes other than Class P that have different fees and expenses.

Different intermediaries and financial professionals may make available different sales charge waivers or discounts. These variations are described in Appendix A beginning on page A-1 of this prospectus.

## Shareholder fees *(fees paid directly from your investment)*

	Class A	Class P
Maximum front-end sales charge (load) imposed on purchases (as a % of offering price)	5.50%	None
Maximum contingent deferred sales charge (load) (CDSC) (as a % of purchase or sales price, whichever is less)	None <sup>1</sup>	None

## Annual fund operating expenses *(expenses that you pay each year as a percentage of the value of your investment)*

	Class A	Class P
Management fees	0.85%	0.85%
Distribution and/or service (12b-1) fees	0.25	None
Other expenses <sup>2,3</sup>	9.29	9.29
Total annual fund operating expenses	10.39	10.14
Less management fee waiver/expense reimbursements <sup>4</sup>	9.04	9.04
Total annual fund operating expenses after management fee waiver/expense reimbursements <sup>4</sup>	1.35	1.10

<sup>1</sup> Purchases of \$1 million or more that were not subject to a front-end sales charge are subject to a 1% CDSC if sold within one year of the purchase date.

<sup>2</sup> “Other expenses” for Class A are based on estimates for the current fiscal year. “Other expenses” include “Acquired fund fees and expenses,” which were less than 0.01% of the average net assets of the Fund.

<sup>3</sup> “Other expenses” do not reflect any extraordinary expenses incurred during the most recent fiscal year, such as the costs associated with a proxy statement of the Fund. Had these expenses been included, “Other expenses” would have been 9.64%.

<sup>4</sup> The Trust, with respect to the Fund, and UBS Asset Management (Americas) Inc., the Fund’s investment advisor and administrator (“UBS AM (Americas)” or the “Advisor”), have entered into a written agreement pursuant to which the Advisor has agreed to waive a portion of its management fees and/or to reimburse expenses (excluding expenses incurred through investment in other investment companies, interest, taxes, brokerage commissions, dividend expense and security loan fees for securities sold short and extraordinary expenses, such as proxy-related expenses) to the extent necessary so that the Fund’s ordinary operating expenses (excluding expenses incurred through investment in other investment companies, interest, taxes, brokerage commissions, dividend expense and security loan fees for securities sold short and extraordinary expenses, such as proxy-related expenses), through the period ending October 28, 2024, do not exceed 1.35% for Class A shares and 1.10% for Class P shares. Pursuant to the written agreement, the Advisor is entitled to be reimbursed for any fees it waives and expenses it reimburses to the extent such reimbursement can be made during the three years following the period during which such fee waivers and expense reimbursements were made, provided that the reimbursement of the Advisor by the Fund will not cause the Fund to exceed the lesser of any applicable expense limit that is in place for the Fund (i) at the time of the waiver or reimbursement or (ii) at the time of the recoupment. The fee waiver/expense reimbursement agreement may be terminated by the Fund’s Board of Trustees at any time and also will terminate automatically upon the expiration or termination of the Fund’s advisory contract with the Advisor. Upon termination of the fee waiver/expense reimbursement agreement, however, UBS AM (Americas)’s three year recoupment rights will survive.

## Example

This example is intended to help you compare the cost of investing in the Fund with the cost of investing in other mutual funds. The example assumes that you invest \$10,000 in the Fund for the time periods indicated and then sell all of your shares at the end of those periods unless otherwise stated. The example also assumes that your investment has a 5% return each year and that the Fund's operating expenses remain the same. The costs described in the example reflect the expenses of the Fund that would result from the contractual fee waiver and expense reimbursement agreement with the Advisor for the first year only. Although your actual costs may be higher or lower, based on these assumptions, your costs would be:

	1 year	3 years	5 years	10 years
<b>Class A</b>	\$680	\$2,607	\$4,332	\$7,894
<b>Class P</b>	112	2,112	3,912	7,662

## Portfolio turnover

The Fund pays transaction costs, such as commissions, when it buys and sells securities (or "turns over" its portfolio). A higher portfolio turnover rate may indicate higher transaction costs and may result in higher taxes when Fund shares are held in a taxable account. These costs, which are not reflected in annual fund operating expenses or in the example, affect the Fund's performance. During the most recent fiscal year, the Fund's portfolio turnover rate was 1% of the average value of its portfolio.

## Principal strategies

### Principal investments

The Advisor seeks to achieve the Fund's investment objective by investing, under normal circumstances, at least 80% of the Fund's net assets (plus borrowings for investment purposes, if any) in a portfolio of equity securities of companies economically tied to China, and in other instruments that have economic characteristics similar to such securities. For this purpose, China includes the People's Republic of China ("PRC") and Hong Kong. A security will be considered to be economically tied to China if it: (i) is issued or guaranteed by a government of China or any of its agencies, political subdivisions or instrumentalities; (ii) has its primary trading market in China; (iii) is issued by an entity organized under the laws of, derives at least 50% of its revenues from, or has at least 50% of its assets in China; (iv) is included in an index representative of China; or (v) is exposed to the economic fortunes and risks of China.

Equity securities may include common stocks; preferred stocks; equity securities of real estate investment trusts ("REITs"); shares of other investment companies, including exchange-traded funds ("ETFs"); depositary receipts; and derivative instruments related to equity securities, including equity participation notes, options and futures on individual securities and indexes. The Fund's invest-

ments may include investments in securities of companies listed on exchanges located in and outside of the PRC, including but not limited to the Hong Kong Stock Exchange, Taiwan Stock Exchange, Singapore Exchange, the New York Stock Exchange, and London Stock Exchange. The Fund's investments also include China A-shares. China A-shares are equity securities issued by companies incorporated in mainland China and are denominated and traded in renminbi ("RMB") on the Shenzhen and Shanghai Stock Exchanges through the Shanghai-Hong Kong Stock Connect program and the Shenzhen-Hong Kong Stock Connect program (collectively, "Stock Connect"). The Fund may also invest in US- or Hong Kong-listed issuers that have entered into contractual relationships with a China-based business and/or individuals/entities affiliated with the business structured as a variable interest entity ("VIE"). In a VIE structure, instead of directly owning the equity interests in a Chinese company, the listed company has contractual arrangements with the Chinese company. These contractual arrangements are expected to provide the listed company (and investors in such company, such as the Fund) with exposure to the China-based company. These arrangements are often used because of Chinese governmental restrictions on non-Chinese ownership of companies in certain industries in China.

The Fund may invest in companies of any size. The Fund is a non-diversified fund, which means that the Fund may invest more of its assets in a smaller number of issuers than a diversified investment company.

The Advisor believes that discrepancies between market price and fair value arise from market behavior and market structure, and these discrepancies provide opportunities to outperform the market. To take advantage of these opportunities, the Advisor seeks to identify upcoming industry leaders in key secular growth sectors early in the company's lifecycle and when the company's share price trades far below our estimate of the firm's fair value.

The Advisor adopts a benchmark agnostic approach (meaning that the Advisor selects companies without the benchmark by which the Fund measures performance (the MSCI China All Shares Index (net)) being determinative), and the Fund may have a wider deviation from the benchmark than other funds. This is expected to enable the Advisor to identify non-benchmark companies with stronger long-term growth potential than might otherwise be the case.

The Fund may, but is not required to, use exchange-traded or over-the-counter derivative instruments for risk management purposes or as part of the Fund's investment strategies. Generally, derivatives are financial contracts whose value depends upon, or is derived from, the value of an underlying asset, reference rate,

index or other market factor and may relate to stocks, bonds, interest rates, credit, currencies or currency exchange rates, commodities and related indexes. The derivatives in which the Fund may invest include options (including options on securities, indices, futures, forwards, and swap agreements), futures, forward currency agreements, swap agreements (including interest rate, total return and currency) and equity participation notes and equity linked notes. All of these derivatives may be used for risk management purposes to manage or adjust the risk profile of the Fund. Futures on currencies and forward currency agreements may also be used to hedge against a specific currency. Further, the Fund may acquire and sell forward foreign currency exchange contracts in order to attempt to protect against uncertainty in the level of future foreign currency exchange rates in connection with the settlement of securities. In addition, all of the derivative instruments listed above may be used for investment (non-hedging) purposes to earn income; to enhance returns; to replace more traditional direct investments (except for forward currency agreements); to obtain exposure to certain markets; or to establish net short positions for individual currencies (except for equity participation notes).

Under certain market conditions, the Fund may invest in companies at the time of their initial public offering (“IPO”).

### **Management process**

The investment process for the All China strategy is driven by bottom-up proprietary research. As a starting point, the investment universe includes all investable quoted equities domiciled in China and/or of issuers generating the majority of their income in China. The investment team is expected to exclude companies exhibiting what we view as unsustainable business models, poor corporate governance practices, and negative industry dynamics. In order to form a qualitative assessment of a company, the Advisor scores companies based on a set of questions covering three areas:

1. Industry Structure and Company's Competitiveness
2. Trends & Profitability: Trends and Sustainability
3. Governance, disclosure, environmental and social practices

The Advisor further conducts extensive valuation analysis incorporating company/industry fundamentals, future operations, and cash generation. Peer comparisons and valuation bands are also studied based on historical and forward looking financials.

The Advisor seeks to construct a “best ideas,” concentrated, high-conviction portfolio. The companies would be selected based on the attractiveness of their valuations, top down macro factors, and a conviction that the

investment thesis is likely to be realized. Positions would be assigned weights based on the investment parameters for the strategy and the portfolio manager's conviction in the investment thesis. The Advisor aims to construct a portfolio diversified across many sectors with no single stock position being greater than 10% of the portfolio.

The Fund is classified by UBS AM (Americas) as an “ESG-integrated” fund. The Fund's investment process integrates material sustainability and/or environmental, social and governance (“ESG”) considerations into the research process for portfolio investments and portfolio holdings for which ESG data is available. Therefore, the Advisor does not assess every investment for ESG factors and, when it does, not every ESG factor may be identified or evaluated. ESG integration is driven by taking into account material sustainability and/or ESG risks which could impact investment returns, rather than being driven by specific ethical principles or norms. The analysis of material sustainability and/or ESG considerations can include many different aspects, including, for example, the carbon footprint, employee health and well-being, supply chain management, fair customer treatment and governance processes of a company. ESG considerations and weights considered may change over time. The Fund's portfolio managers may still invest in securities without respect to sustainability and/or ESG considerations or in securities which present sustainability and/or ESG risks, including where the portfolio manager believes the potential compensation outweighs the risks identified.

### **Main risks**

All investments carry a certain amount of risk, and the Fund cannot guarantee that it will achieve its investment objective. You may lose money by investing in the Fund. An investment in the Fund is not a deposit of a bank and is not insured or guaranteed by the Federal Deposit Insurance Corporation or any other government agency. Below are some of the specific risks of investing in the Fund.

**China risk:** There are special risks associated with investments in China (including Chinese companies listed on US and Hong Kong exchanges), Hong Kong and Taiwan, including exposure to currency fluctuations, less liquidity, expropriation, confiscatory taxation, nationalization and exchange control regulations (including currency blockage). Inflation and rapid fluctuations in inflation and interest rates have had, and may continue to have, negative effects on the economy and securities markets of China, Hong Kong and Taiwan. In addition, investments in Taiwan and Hong Kong could be adversely affected by their respective political and economic relationship with China. China, Hong Kong and Taiwan are deemed by the investment manager to be emerging markets countries, which means an investment in these countries has more heightened risks than

general foreign investing due to a lack of established legal, political, business and social frameworks and accounting standards or auditor oversight in these countries to support securities markets as well as the possibility for more widespread corruption and fraud.

Certain securities issued by companies located or operating in China, such as China A-shares, are subject to trading restrictions, quota limitations and less market liquidity. For investments using a VIE structure, all or most of the value of such an investment depends on the enforceability of the contracts between the listed company and the China-based entity (and/or related persons). Investments through a VIE structure are subject to the risk that a counterparty will breach its contracts with the listed company that holds such contractual rights; that any breach of such contracts will likely be subject to Chinese law and jurisdiction; and that Chinese law may be interpreted or change in a way that affects the enforceability of such arrangements, or contracts between the China-based entity (and/or related persons) and the listed company may otherwise not be enforceable under Chinese law. As a result, the market value of the Fund's associated holdings would likely be significantly negatively impacted, which may result in significant losses with little or no recourse available. Further, investments in the listed company may be affected by conflicts of interest and duties between the legal owners of the China-based entity and the stockholders of the listed company, which may adversely impact the value of the investments of the listed company.

Additionally, the Chinese economy is highly dependent on the property sector and exportation of products and services, and could experience a significant slowdown or otherwise be adversely impacted due to a slowdown in the housing construction and development markets, a reduction in global demand for Chinese exports, contraction in spending on domestic goods by Chinese consumers, the institution of tariffs or other trade barriers, trade or political disputes with China's major trading partners, natural disasters, or public health threats.

Additionally, emerging market countries, such as China, may subject the Fund's investments to a number of tax rules, and the application of many of those rules may be uncertain. Changes in applicable Chinese tax law could reduce the after-tax profits of the Fund, directly or indirectly, including by reducing the after-tax profits of companies in China in which the Fund invests. Uncertainties in Chinese tax rules could result in unexpected tax liabilities for the Fund.

**Foreign investing risk:** The value of the Fund's investments in foreign securities may fall due to adverse political, social and economic developments abroad and due to decreases in foreign currency values relative to the US dollar. Also, foreign securities are sometimes less liquid and more difficult to sell and to value than securities of

US issuers. These risks are greater for investments in emerging market issuers.

**Emerging market risk:** There are additional risks inherent in investing in less developed countries that are applicable to the Fund. Compared to the United States and other developed countries, investments in emerging market issuers may decline in value because of unfavorable foreign government actions, greater risks of political instability or the absence of accurate information about emerging market issuers. Further, emerging countries may have economies based on only a few industries and securities markets that trade only a small number of securities and employ settlement procedures different from those used in the United States. Prices on these exchanges tend to be volatile and, in the past, securities in these countries have offered greater potential for gain (as well as loss) than securities of companies located in developed countries. Issuers may not be subject to uniform accounting, auditing and financial reporting standards and there may be less publicly available financial and other information about such issuers, comparable to US issuers. Further, investments by foreign investors are subject to a variety of restrictions in many emerging countries. Countries such as those in which the Fund may invest may experience high rates of inflation or deflation, high interest rates, exchange rate fluctuations or currency depreciation, large amounts of external debt, balance of payments and trade difficulties and extreme poverty and unemployment.

**China A-shares and Stock Connect investing risk:**

China A-shares are subject to a number of restrictions imposed by Chinese securities regulations and listing rules. Investments by foreign investors in A-shares are subject to various restrictions, regulations and limits. The A-share market is volatile and can have a higher risk of suspension of trading in a particular security or multiple securities or government intervention than many other global equity markets. Trading suspensions could lead to greater market execution risk, valuation risks, liquidity risks, and costs for the Fund.

Investing in A-shares through Stock Connect is subject to trading, clearance, settlement, and other procedures, which could pose risks to the Fund. Trading through the Stock Connect program is subject to daily quotas that limit the maximum daily net purchases on any particular day, each of which may restrict or preclude the Fund's ability to invest in A-shares through the Stock Connect program. The Fund's investments in Stock Connect A-shares are generally subject to PRC securities regulations and listing rules, among other restrictions. Any changes in laws, regulations and policies of the China A-shares market or rules in relation to Stock Connect may affect China A-share prices and tax treatment. These risks are heightened by the developing state of the PRC's investment and banking systems in general. The Shanghai

and Shenzhen markets may be open at a time when the Stock Connect Program is not trading, with the result that prices of China A-shares may fluctuate at times when the Fund is unable to add to or exit its position.

**Geographic concentration risk:** The risk that if the Fund has most of its investments in a single country or region, its portfolio will be more susceptible to factors adversely affecting issuers located in that country or region than would a more geographically diverse portfolio of securities.

**Liquidity risk:** The risk that investments cannot be readily sold at the desired time or price, and the Fund may have to accept a lower price or may not be able to sell the security at all. An inability to sell securities can adversely affect the Fund's value or prevent the Fund from taking advantage of other investment opportunities. Liquid portfolio investments may become illiquid or less liquid after purchase by the Fund due to low trading volume, adverse investor perceptions and/or other market developments. In recent years, the number and capacity of dealers that make markets in fixed income securities has decreased. Consequently, the decline in dealers engaging in market making trading activities may increase liquidity risk, which can be more pronounced in periods of market turmoil. Liquidity risk may be magnified in a rising interest rate environment or when investor redemptions from fixed income funds may be higher than normal, causing increased supply in the market due to selling activity. Liquidity risk includes the risk that the Fund will experience significant net redemptions at a time when it cannot find willing buyers for its portfolio securities or can only sell its portfolio securities at a material loss.

**Small- and mid-capitalization risk:** The risk that securities of smaller capitalization companies tend to be more volatile and less liquid than securities of larger capitalization companies. This can have a disproportionate effect on the market price of smaller capitalization companies and affect the Fund's ability to purchase or sell these securities. In general, smaller capitalization companies are more vulnerable than larger companies to adverse business or economic developments, and they may have more limited resources.

**Non-diversification risk:** The Fund is a non-diversified investment company, which means that the Fund may invest more of its assets in a smaller number of issuers than a diversified investment company. As a non-diversified fund, the Fund's share price may be more volatile, and the Fund has a greater potential to realize losses upon the occurrence of adverse events affecting a particular issuer.

**IPOs risk:** The purchase of shares issued in IPOs may expose the Fund to the risks associated with issuers that have no operating history as public companies, as well

as to the risks associated with the sectors of the market in which the issuer operates. The market for IPO shares may be volatile, and share prices of newly-public companies may fluctuate significantly over a short period of time.

**Market risk:** The market value of the Fund's investments may fluctuate, sometimes rapidly or unpredictably, as the stock and bond markets fluctuate. Market risk may affect a single issuer, industry, or sector of the economy, or it may affect the market as a whole.

**Leverage risk associated with financial instruments:** The use of financial instruments to increase potential returns, including derivatives used for investment (non-hedging) purposes, may cause the Fund to be more volatile than if it had not been leveraged. The use of leverage may also accelerate the velocity of losses and can result in losses to the Fund that exceed the amount originally invested.

**Derivatives risk:** The value of "derivatives"—so called because their value "derives" from the value of an underlying asset, reference rate or index—may rise or fall more rapidly than other investments. It is possible for the Fund to lose more than the amount it invested in the derivative. The risks of investing in derivative instruments also include market risk, management risk, counterparty risk (which is the risk that a counterparty to a derivative contract is unable or unwilling to meet its financial obligations) and the risk that changes in the value of a derivative may not correlate perfectly with the underlying asset, rate, index or overall market security. In addition, many types of swaps and other non-exchange traded derivatives may be subject to liquidity risk, credit risk and mispricing or valuation complexity. These derivatives risks are different from, and may be greater than, the risks associated with investing directly in securities and other instruments.

**Investing in other funds risk:** The Fund's investment performance is affected by the investment performance of the underlying funds in which the Fund may invest, including ETFs. Through its investment in the underlying funds, the Fund is subject to the risks of the underlying funds' investments and their expenses. Risks of investing in ETFs include the possibility that an ETF may experience a lack of liquidity that can result in greater volatility than its underlying securities; an ETF may trade at a premium or discount to its net asset value; an ETF may not replicate exactly the performance of the benchmark index it seeks to track; trading an ETF's shares may be halted if the listing exchange's officials deem such action appropriate; and a passively managed ETF would not necessarily sell a security because the issuer of the security was in financial trouble unless the security is removed from the index that the ETF seeks to track.

**Real estate securities and REITs risk:** The risk that the Fund's performance will be affected by adverse developments in the real estate industry. Real estate values may be affected by a variety of factors, including: local, national or global economic conditions; changes in zoning or other property-related laws; environmental regulations; interest rates; tax and insurance considerations; overbuilding; property taxes and operating expenses; or declining values in a neighborhood. Similarly, a REIT's performance depends on the types, values, locations and management of the properties it owns. In addition, a REIT may be more susceptible to adverse developments affecting a single project or market segment than a more diversified investment. Loss of status as a qualified REIT under the US federal tax laws could adversely affect the value of a particular REIT or the market for REITs as a whole.

**Management risk:** The risk that the investment strategies, techniques and risk analyses employed by the Advisor may not produce the desired results.

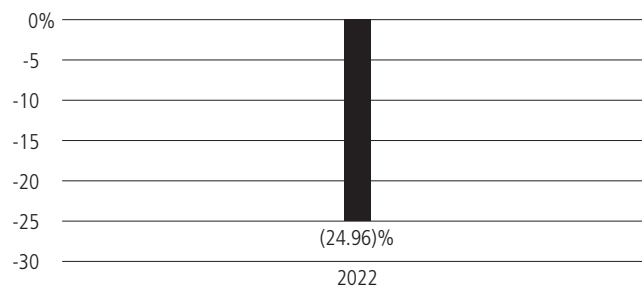
## Performance

### Risk/return bar chart and table

The performance information that follows shows the Fund's performance information in a bar chart and an average annual total returns table. There is no performance information quoted for the Class A shares of the Fund as the Class A shares have not completed a full calendar year of operations as of the date of this prospectus. Although the Class A shares are invested in the same portfolio of securities as the Class P shares, returns for the Class A shares will differ from the Class P shares to the extent that the Class A shares are subject to different expenses. The information provides some indication of the risks of investing in the Fund by showing the Fund's performance and by showing how the Fund's average annual total returns compare with those of a broad measure of market performance. The MSCI China All Shares Index (net) reflects no deduction for fees, expenses or taxes but is net of dividend tax withholding. The Fund's past performance (before and after taxes) is not necessarily an indication of how the Fund will perform in the future. Updated performance for the Fund is available at [www.ubs.com/us/en/assetmanagement/funds/mutual-fund-performance](http://www.ubs.com/us/en/assetmanagement/funds/mutual-fund-performance).

After-tax returns are calculated using the historical highest individual federal marginal income tax rates and do not reflect the impact of state and local taxes. Actual after-tax returns depend on an investor's tax situation and may differ from those shown. In addition, the after-tax returns shown are not relevant to investors who hold Fund shares through tax-advantaged arrangements, such as 401(k) plans or individual retirement accounts. After-tax returns for other classes will vary from the Class P shares' after-tax returns shown.

### Total return (Class P)\*



\* 2022 is the Fund's first full year of operations.

Total return January 1 - September 30, 2023: (10.78)%

Best quarter during calendar year shown—4Q 2022: 12.48%

Worst quarter during calendar year shown—3Q 2022: (24.96)%

### Average annual total returns (for the periods ended December 31, 2022)

Class (inception date)	1 year	Life of class
<b>Class P (2/24/21)</b>		
Return before taxes	(24.96)%	(28.46)%
Return after taxes on distributions	(25.26)	(28.69)
Return after taxes on distributions and sale of fund shares	(14.78)	(20.95)
<b>MSCI China All Shares Index (net)</b>	(23.61)	(23.22)

### Investment advisor

UBS Asset Management (Americas) Inc. serves as the investment advisor to the Fund.

### Portfolio manager

- Bin Shi, portfolio manager of the Fund beginning at its inception.

### Purchase & sale of Fund shares

You may purchase, redeem or exchange shares of the Fund on any business day, which is any day the New York Stock Exchange is open for business. You may purchase, redeem or exchange Class A and P shares of the Fund either through a financial advisor or directly from the Fund. In general, the minimum initial investment for Class A shares is \$1,000 and the minimum subsequent investment is \$100; and the minimum initial investment for Class P shares is \$2 million (\$1,000 for investors who are clients of wrap fee advisory programs (with a minimum subsequent investment of \$100)).

### Tax information

The dividends and distributions you receive from the Fund are taxable and generally will be taxed as ordinary income, capital gains, or some combination of both, unless you are investing through a tax-advantaged arrangement, such as a 401(k) plan or an individual retirement account, in which case your distributions may be taxed as ordinary income when withdrawn from the tax-advantaged account.

**Payments to broker-dealers and other financial intermediaries**

If you purchase the Fund through a broker-dealer or other financial intermediary (such as a bank), the Fund and its related companies may pay the intermediary for the sale of Fund shares and related services. These pay-

ments may create a conflict of interest by influencing the broker-dealer or other intermediary and your financial advisor to recommend the Fund over another investment. Ask your financial advisor or visit your financial intermediary's Web site for more information.



# UBS Emerging Markets Equity Opportunity Fund

## Fund Summary

### Investment objective

The Fund seeks to maximize capital appreciation.

### Fees and expenses

These tables describe the fees and expenses that you may pay if you buy, hold, and sell shares of the Fund. You may qualify for a sales charge waiver or discount if you and your family invest, or agree to invest in the future, at least \$50,000 in the Fund. More information about these and other discounts and waivers, as well as eligibility requirements for each share class, is available from your financial advisor and in “Managing your fund account” beginning on page 112 of this Fund’s prospectus and in “Reduced sales charges, additional purchase, exchange and redemption information and other services” beginning on page 95 of the Fund’s statement of additional information (“SAI”). In addition to the fees and expenses described below, you may also be required to pay commissions or other fees to your broker for transactions in Class P shares. Shares of the Fund are available in classes other than Class P that have different fees and expenses.

Different intermediaries and financial professionals may make available different sales charge waivers or discounts. These variations are described in Appendix A beginning on page A-1 of this prospectus.

### Shareholder fees *(fees paid directly from your investment)*

	Class A	Class P
Maximum front-end sales charge (load) imposed on purchases (as a % of offering price)	5.50%	None
Maximum contingent deferred sales charge (load) (CDSC) (as a % of purchase or sales price, whichever is less)	None <sup>1</sup>	None

### Annual fund operating expenses *(expenses that you pay each year as a percentage of the value of your investment)*

	Class A	Class P
Management fees	0.89%	0.89%
Distribution and/or service (12b-1) fees	0.25	None
Other expenses <sup>2,3</sup>	0.27	0.27
Total annual fund operating expenses	1.41	1.16
Less management fee waiver/expense reimbursements <sup>4</sup>	0.16	0.16
Total annual fund operating expenses after management fee waiver/expense reimbursements <sup>4</sup>	1.25	1.00

<sup>1</sup> Purchases of \$1 million or more that were not subject to a front-end sales charge are subject to a 1% CDSC if sold within one year of the purchase date.

<sup>2</sup> “Other expenses” for Class A are based on estimates for the current fiscal year. “Other expenses” include “Acquired fund fees and expenses,” which were less than 0.01% of the average net assets of the Fund.

<sup>3</sup> “Other expenses” do not reflect any extraordinary expenses incurred during the most recent fiscal year, such as the costs associated with a proxy statement of the Fund. Had these expenses been included, “Other expenses” would have been 0.29%.

<sup>4</sup> The Trust, with respect to the Fund, and UBS Asset Management (Americas) Inc., the Fund’s investment advisor and administrator (“UBS AM (Americas)” or the “Advisor”), have entered into a written agreement pursuant to which the Advisor has agreed to waive a portion of its management fees and/or to reimburse expenses (excluding expenses incurred through investment in other investment companies, interest, taxes, brokerage commissions, dividend expense and security loan fees for securities sold short and extraordinary expenses, such as proxy-related expenses) to the extent necessary so that the Fund’s ordinary operating expenses (excluding expenses incurred through investment in other investment companies, interest, taxes, brokerage commissions, dividend expense and security loan fees for securities sold short and extraordinary expenses, such as proxy-related expenses), through the period ending October 28, 2024, do not exceed 1.25% for Class A shares and 1.00% for Class P shares. Pursuant to the written agreement, the Advisor is entitled to be reimbursed for any fees it waives and expenses it reimburses to the extent such reimbursement can be made during the three years following the period during which such fee waivers and expense reimbursements were made, provided that the reimbursement of the Advisor by the Fund will not cause the Fund to exceed the lesser of any applicable expense limit that is in place for the Fund (i) at the time of the waiver or reimbursement or (ii) at the time of the recoupment. The fee waiver/expense reimbursement agreement may be terminated by the Fund’s Board of Trustees at any time and also will terminate automatically upon the expiration or termination of the Fund’s advisory contract with the Advisor. Upon termination of the fee waiver/expense reimbursement agreement, however, UBS AM (Americas)’s three year recoupment rights will survive.

### Example

This example is intended to help you compare the cost of investing in the Fund with the cost of investing in other mutual funds. The example assumes that you invest \$10,000 in the Fund for the time periods indicated and then sell all of your shares at the end of those periods unless otherwise stated. The example also assumes that your investment has a 5% return each year and that the Fund's operating expenses remain the same. The costs described in the example reflect the expenses of the Fund that would result from the contractual fee waiver and expense reimbursement agreement with the Advisor for the first year only. Although your actual costs may be higher or lower, based on these assumptions, your costs would be:

	1 year	3 years	5 years	10 years
Class A	\$670	\$957	\$1,264	\$2,135
Class P	102	353	623	1,395

### Portfolio turnover

The Fund pays transaction costs, such as commissions, when it buys and sells securities (or "turns over" its portfolio). A higher portfolio turnover rate may indicate higher transaction costs and may result in higher taxes when Fund shares are held in a taxable account. These costs, which are not reflected in annual fund operating expenses or in the example, affect the Fund's performance. During the most recent fiscal year, the Fund's portfolio turnover rate was 65% of the average value of its portfolio.

### Principal strategies

#### Principal investments

Under normal circumstances, the Fund invests at least 80% of its net assets (plus borrowings for investment purposes, if any) in equity securities that are tied economically to emerging market countries. Investments in equity securities may include, but are not limited to, common stock; shares of collective trusts, investment companies, including exchange-traded funds ("ETFs"); preferred stock; securities convertible into common stock, rights, warrants and options; sponsored or unsponsored depository receipts and depository shares, including American Depositary Receipts, European Depositary Receipts and Global Depositary Receipts; equity securities of real estate investment trusts ("REITs"); securities sold in private placements; and new issues, including initial and secondary public offerings.

Securities tied economically to emerging market countries include securities on which the return is derived from issuers in emerging market countries, such as equity swap contracts and equity swap index contracts. The Fund intends to invest primarily in a portfolio of equity securities of issuers located in at least three emerging market countries, which may be located in Asia, Europe, Latin America, Africa and/or the Middle East.

The Fund may invest in stocks of companies of any size. The Fund will generally hold the stocks of between 20 to 40 issuers. The Fund may invest up to +/- 15% of its benchmark's weighting (the MSCI Emerging Markets Index) in any one country or sector.

The Fund may, but is not required to, use exchange-traded or over-the-counter derivative instruments for risk management purposes or as part of the Fund's investment strategies. Generally, derivatives are financial contracts whose value depends upon, or is derived from, the value of an underlying asset, reference rate, index or other market factor and may relate to stocks, bonds, interest rates, credit, currencies or currency exchange rates, commodities and related indexes. The derivatives in which the Fund may invest include options (including options on securities, indices, futures, forwards, and swap agreements) futures, forward currency agreements, swap agreements (including interest rate, total return and currency) and equity participation notes and equity linked notes. All of these derivatives may be used for risk management purposes to manage or adjust the risk profile of the Fund. Futures on currencies and forward currency agreements may also be used to hedge against a specific currency. Further, the Fund may acquire and sell forward foreign currency exchange contracts in order to attempt to protect against uncertainty in the level of future foreign currency exchange rates in connection with the settlement of securities. In addition, all of the derivative instruments listed above may be used for investment (non-hedging) purposes to earn income; to enhance returns; to replace more traditional direct investments (except for forward currency agreements); to obtain exposure to certain markets; or to establish net short positions for individual currencies (except for equity participation notes).

The Advisor considers a number of factors to determine whether an investment is tied to a particular country, including whether the investment is issued or guaranteed by a particular government or any of its agencies, political subdivisions, or instrumentalities; the investment has its primary trading market in a particular country; the issuer is organized under the laws of, derives at least 50% of its revenues from, or has at least 50% of its assets in a particular country; the investment is included in an index representative of a particular country or region; and the investment is exposed to the economic fortunes and risks of a particular country. The Fund considers a country's market to be an "emerging market" if it is defined as an emerging or developing economy by any of the International Bank for Reconstruction and Development (i.e., the World Bank), the International Finance Corporation or the United Nations or its authorities. Additionally, the Fund, for purposes of its investments, may consider a country included in JP Morgan, MSCI or FTSE emerging markets indices to be an emerging market country. The countries

included in this definition will change over time. The Fund's investments may include investments in China A-shares (shares of companies based in mainland China that trade on the Shanghai Stock Exchange and the Shenzhen Stock Exchange). The Fund may also invest in US- or Hong Kong-listed issuers that have entered into contractual relationships with a China-based business and/or individuals/entities affiliated with the business structured as a variable interest entity ("VIE"). In a VIE structure, instead of directly owning the equity interests in a Chinese company, the listed company has contractual arrangements with the Chinese company. These contractual arrangements are expected to provide the listed company (and investors in such company, such as the Fund) with exposure to the China-based company. These arrangements are often used because of Chinese governmental restrictions on non-Chinese ownership of companies in certain industries in China.

The Fund may invest in securities issued by companies in any market capitalization range, including small capitalization companies.

### Management process

The Advisor employs a high alpha long opportunistic strategy, also known as the "UBS-HALO" strategy. The UBS-HALO strategy is a long-term investing approach focused on taking opportunities that seek to produce superior performance relative to the benchmark (the difference of which is "alpha"). The Advisor follows a price to intrinsic value approach. The price to intrinsic value investment philosophy means the Advisor pays great attention to investment fundamentals and expected cash flows when assessing investments. The Advisor tries to identify and exploit periodic discrepancies between market prices and fundamental value. These price/value discrepancies are used as the building blocks for portfolio construction.

In selecting individual securities for investment, the Advisor considers, among others:

- A company's potential cash generation
- Earnings outlook
- Expected sustainable return on investments
- Expected sustainable growth rates
- Stock prices versus a company's asset or franchise values

The Fund is classified by UBS AM (Americas) as an "ESG-integrated" fund. The Fund's investment process integrates material sustainability and/or environmental, social and governance ("ESG") considerations into the

research process for all portfolio investments and portfolio holdings for which ESG data is available. Therefore, the Advisor does not assess every investment for ESG factors and, when it does, not every ESG factor may be identified or evaluated. ESG integration is driven by taking into account material sustainability and/or ESG risks which could impact investment returns, rather than being driven by specific ethical principles or norms. The analysis of material sustainability and/or ESG considerations can include many different aspects, including, for example, the carbon footprint, employee health and well-being, supply chain management, fair customer treatment and governance processes of a company. ESG considerations and weights considered may change over time. The Fund's portfolio managers may still invest in securities without respect to sustainability and/or ESG considerations or in securities which present sustainability and/or ESG risks, including where the portfolio managers believe the potential compensation outweighs the risks identified.

### Main risks

All investments carry a certain amount of risk, and the Fund cannot guarantee that it will achieve its investment objective. You may lose money by investing in the Fund. An investment in the Fund is not a deposit of a bank and is not insured or guaranteed by the Federal Deposit Insurance Corporation or any other government agency. Below are some of the specific risks of investing in the Fund.

**Emerging market risk:** There are additional risks inherent in investing in less developed countries that are applicable to the Fund. Compared to the United States and other developed countries, investments in emerging market issuers may decline in value because of unfavorable foreign government actions, greater risks of political instability or the absence of accurate information about emerging market issuers. Further, emerging countries may have economies based on only a few industries and securities markets that trade only a small number of securities and employ settlement procedures different from those used in the United States. Prices on these exchanges tend to be volatile and, in the past, securities in these countries have offered greater potential for gain (as well as loss) than securities of companies located in developed countries. Issuers may not be subject to uniform accounting, auditing and financial reporting standards and there may be less publicly available financial and other information about such issuers, comparable to US issuers. Further, investments by foreign investors are subject to a variety of restrictions in many emerging countries. Countries such as those in which the Fund may invest may experience high rates of inflation or deflation, high interest rates, exchange rate fluctuations or currency depreciation, large amounts of

external debt, balance of payments and trade difficulties and extreme poverty and unemployment.

**Foreign investing risk:** The value of the Fund's investments in foreign securities may fall due to adverse political, social and economic developments abroad and due to decreases in foreign currency values relative to the US dollar. Also, foreign securities are sometimes less liquid and more difficult to sell and to value than securities of US issuers. These risks are greater for investments in emerging market issuers.

**Focus risk:** To the extent the Fund's investment strategy leads to sizable allocations to a particular market, sector or industry, the Fund may be more sensitive to any single economic, business, political, regulatory, or other event that occurs in that market, sector or industry. As a result, there may be more fluctuation in the price of the Fund's shares.

**China risk:** There are special risks associated with investments in China (including Chinese companies listed on US and Hong Kong exchanges), Hong Kong and Taiwan, including exposure to currency fluctuations, less liquidity, expropriation, confiscatory taxation, nationalization and exchange control regulations (including currency blockage). Inflation and rapid fluctuations in inflation and interest rates have had, and may continue to have, negative effects on the economy and securities markets of China, Hong Kong and Taiwan. In addition, investments in Taiwan and Hong Kong could be adversely affected by their respective political and economic relationship with China. China, Hong Kong and Taiwan are deemed by the investment manager to be emerging markets countries, which means an investment in these countries has more heightened risks than general foreign investing due to a lack of established legal, political, business and social frameworks and accounting standards or auditor oversight in these countries to support securities markets as well as the possibility for more widespread corruption and fraud.

Certain securities issued by companies located or operating in China, such as China A-shares, are subject to trading restrictions, quota limitations and less market liquidity. For investments using a VIE structure, all or most of the value of such an investment depends on the enforceability of the contracts between the listed company and the China-based entity (and/or related persons). Investments through a VIE structure are subject to the risk that a counterparty will breach its contracts with the listed company that holds such contractual rights; that any breach of such contracts will likely be subject to Chinese law and jurisdiction; and that Chinese law may be interpreted or change in a way that affects the enforceability of such arrangements, or contracts between the China-based entity (and/or related persons) and the listed company may otherwise not be enforce-

able under Chinese law. As a result, the market value of the Fund's associated holdings would likely be significantly negatively impacted, which may result in significant losses with little or no recourse available. Further, investments in the listed company may be affected by conflicts of interest and duties between the legal owners of the China-based entity and the stockholders of the listed company, which may adversely impact the value of the investments of the listed company.

Additionally, the Chinese economy is highly dependent on the property sector and exportation of products and services, and could experience a significant slowdown or otherwise be adversely impacted due to a slowdown in the housing construction and development markets, a reduction in global demand for Chinese exports, contraction in spending on domestic goods by Chinese consumers, the institution of tariffs or other trade barriers, trade or political disputes with China's major trading partners, natural disasters, or public health threats.

Additionally, emerging market countries, such as China, may subject the Fund's investments to a number of tax rules, and the application of many of those rules may be uncertain. Changes in applicable Chinese tax law could reduce the after-tax profits of the Fund, directly or indirectly, including by reducing the after-tax profits of companies in China in which the Fund invests. Uncertainties in Chinese tax rules could result in unexpected tax liabilities for the Fund.

**Geographic concentration risk:** The risk that if the Fund has most of its investments in a single country or region, its portfolio will be more susceptible to factors adversely affecting issuers located in that country or region than would a more geographically diverse portfolio of securities.

**China A-shares and Stock Connect investing risk:** China A-shares are subject to a number of restrictions imposed by Chinese securities regulations and listing rules. Investments by foreign investors in A-shares are subject to various restrictions, regulations and limits. The A-share market is volatile and can have a higher risk of suspension of trading in a particular security or multiple securities or government intervention than many other global equity markets. Trading suspensions could lead to greater market execution risk, valuation risks, liquidity risks, and costs for the Fund.

Investing in A-shares through Stock Connect is subject to trading, clearance, settlement, and other procedures, which could pose risks to the Fund. Trading through the Stock Connect program is subject to daily quotas that limit the maximum daily net purchases on any particular day, each of which may restrict or preclude the Fund's ability to invest in A-shares through the Stock Connect program. The Fund's investments in Stock Connect A-shares are generally subject to PRC securities regulations

and listing rules, among other restrictions. Any changes in laws, regulations and policies of the China A-shares market or rules in relation to Stock Connect may affect China A-share prices and tax treatment. These risks are heightened by the developing state of the PRC's investment and banking systems in general. The Shanghai and Shenzhen markets may be open at a time when the Stock Connect Program is not trading, with the result that prices of China A-shares may fluctuate at times when the Fund is unable to add to or exit its position.

**Initial public offerings ("IPOs")/private placement risk:** The purchase of shares issued in IPOs and investments in the stocks of privately held companies may expose the Fund to the risks associated with issuers that have no operating history as public companies, as well as to the risks associated with the sectors of the market in which the issuer operates. The market for IPO shares may be volatile, and share prices of newly-public companies may fluctuate significantly over a short period of time. An investment may be illiquid due to a lack of trading volume in the investment or if the investment is privately placed and not traded in any public market or is otherwise restricted from trading.

**Small- and mid-capitalization risk:** The risk that securities of smaller capitalization companies tend to be more volatile and less liquid than securities of larger capitalization companies. This can have a disproportionate effect on the market price of smaller capitalization companies and affect the Fund's ability to purchase or sell these securities. In general, smaller capitalization companies are more vulnerable than larger companies to adverse business or economic developments, and they may have more limited resources.

**Liquidity risk:** The risk that investments cannot be readily sold at the desired time or price, and the Fund may have to accept a lower price or may not be able to sell the security at all. An inability to sell securities can adversely affect the Fund's value or prevent the Fund from taking advantage of other investment opportunities. Liquid portfolio investments may become illiquid or less liquid after purchase by the Fund due to low trading volume, adverse investor perceptions and/or other market developments. In recent years, the number and capacity of dealers that make markets in fixed income securities has decreased. Consequently, the decline in dealers engaging in market making trading activities may increase liquidity risk, which can be more pronounced in periods of market turmoil. Liquidity risk may be magnified in a rising interest rate environment or when investor redemptions from fixed income funds may be higher than normal, causing increased supply in the market due to selling activity. Liquidity risk includes the risk that the Fund will experience significant net redemptions at a time when it cannot find willing buyers for its portfolio securities or can only sell its portfolio securities at a material loss.

**Market risk:** The market value of the Fund's investments may fluctuate, sometimes rapidly or unpredictably, as the stock and bond markets fluctuate. Market risk may affect a single issuer, industry, or sector of the economy, or it may affect the market as a whole.

**Leverage risk associated with financial instruments:** The use of financial instruments to increase potential returns, including derivatives used for investment (non-hedging) purposes, may cause the Fund to be more volatile than if it had not been leveraged. The use of leverage may also accelerate the velocity of losses and can result in losses to the Fund that exceed the amount originally invested.

**Derivatives risk:** The value of "derivatives"—so called because their value "derives" from the value of an underlying asset, reference rate or index—may rise or fall more rapidly than other investments. It is possible for the Fund to lose more than the amount it invested in the derivative. The risks of investing in derivative instruments also include market risk, management risk, counterparty risk (which is the risk that a counterparty to a derivative contract is unable or unwilling to meet its financial obligations) and the risk that changes in the value of a derivative may not correlate perfectly with the underlying asset, rate, index or overall market security. In addition, many types of swaps and other non-exchange traded derivatives may be subject to liquidity risk, credit risk and mispricing or valuation complexity. These derivatives risks are different from, and may be greater than, the risks associated with investing directly in securities and other instruments.

**Investing in other funds risk:** The Fund's investment performance is affected by the investment performance of the underlying funds in which the Fund may invest, including ETFs. Through its investment in the underlying funds, the Fund is subject to the risks of the underlying funds' investments and their expenses. Risks of investing in ETFs include the possibility that an ETF may experience a lack of liquidity that can result in greater volatility than its underlying securities; an ETF may trade at a premium or discount to its net asset value; an ETF may not replicate exactly the performance of the benchmark index it seeks to track; trading an ETF's shares may be halted if the listing exchange's officials deem such action appropriate; and a passively managed ETF would not necessarily sell a security because the issuer of the security was in financial trouble unless the security is removed from the index that the ETF seeks to track.

**Real estate securities and REITs risk:** The risk that the Fund's performance will be affected by adverse developments in the real estate industry. Real estate values may be affected by a variety of factors, including: local, national or global economic conditions; changes in zoning or other property-related laws; environmental regulations; interest rates; tax and insurance considera-

tions; overbuilding; property taxes and operating expenses; or declining values in a neighborhood. Similarly, a REIT's performance depends on the types, values, locations and management of the properties it owns. In addition, a REIT may be more susceptible to adverse developments affecting a single project or market segment than a more diversified investment. Loss of status as a qualified REIT under the US federal tax laws could adversely affect the value of a particular REIT or the market for REITs as a whole.

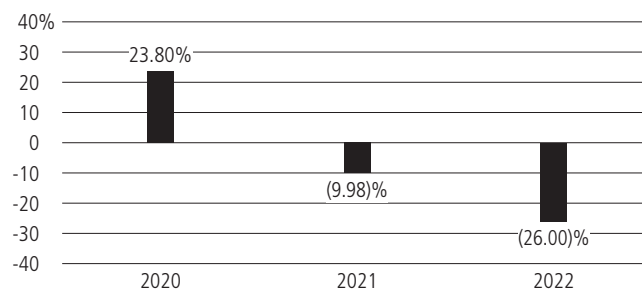
**Management risk:** The risk that the investment strategies, techniques and risk analyses employed by the Advisor may not produce the desired results.

### Performance

The performance information that follows shows the Fund's Class P performance information in a bar chart and an average annual total returns table. There is no performance information quoted for the Class A shares of the Fund as the Class A shares have not completed a full calendar year of operations as of the date of this prospectus. Although the Class A shares are invested in the same portfolio of securities as the Class P shares, returns for the Class A shares will differ from the Class P shares to the extent that the Class A shares are subject to different expenses. The information provides some indication of the risks of investing in the Fund by showing changes in the Fund's performance year-to-year and by showing how the Fund's average annual total returns compare with those of a broad measure of market performance. The MSCI Emerging Markets Index (net) reflects no deduction for fees, expenses or taxes but is net of dividend tax withholding. The Fund's past performance (before and after taxes) is not necessarily an indication of how the Fund will perform in the future. Updated performance for the Fund is available at [www.ubs.com/us/en/assetmanagement/funds/mutual-fund-performance](http://www.ubs.com/us/en/assetmanagement/funds/mutual-fund-performance).

After-tax returns are calculated using the historical highest individual federal marginal income tax rates and do not reflect the impact of state and local taxes. Actual after-tax returns depend on an investor's tax situation and may differ from those shown. In addition, the after-tax returns shown are not relevant to investors who hold Fund shares through tax-advantaged arrangements, such as 401(k) plans or individual retirement accounts. After-tax returns for other classes will vary from the Class P shares' after-tax returns shown.

### Total return (Class P)\*



\* 2020 is the Fund's Class P shares' first full year of operations  
 Total return January 1 - September 30, 2023: (0.56)%  
 Best quarter during calendar years shown—4Q 2020: 22.32%  
 Worst quarter during calendar years shown—1Q 2020: (23.34)%

### Average annual total returns (for the periods ended December 31, 2022)

Class (inception date)	1 year	Life of class
<b>Class P (1/31/19)</b>		
Return before taxes	(26.00)%	(1.54)%
Return after taxes on distributions	(26.14)	(2.27)
Return after taxes on distributions and sale of fund shares	(14.85)	(0.78)
<b>MSCI Emerging Markets Index (net)</b>	(20.09)	0.08

### Investment advisor

UBS Asset Management (Americas) Inc. serves as the investment advisor to the Fund.

### Portfolio managers

- Urs Antonioli, portfolio manager of the Fund since its inception.
- Manish Modi, portfolio manager of the Fund since its inception.
- Shou-Pin Choo, portfolio manager of the Fund since its inception.
- Gabriel Csendes, portfolio manager of the Fund since its inception.

### Purchase & sale of Fund shares

You may purchase, redeem or exchange shares of the Fund on any business day, which is any day the New York Stock Exchange is open for business. You may purchase, redeem or exchange Class A and P shares of the Fund either through a financial advisor or directly from the Fund. In general, the minimum initial investment for Class A shares is \$1,000, and the minimum subsequent investment is \$100; and the minimum investment for Class P shares is \$2 million (\$1,000 for investors who are clients of wrap fee advisory programs (with a minimum subsequent investment of \$100)).

**Tax information**

The dividends and distributions you receive from the Fund are taxable and generally will be taxed as ordinary income, capital gains, or some combination of both, unless you are investing through a tax-advantaged arrangement, such as a 401(k) plan or an individual retirement account, in which case your distributions may be taxed as ordinary income when withdrawn from the tax-advantaged account.

**Payments to broker-dealers and other financial intermediaries**

If you purchase the Fund through a broker-dealer or other financial intermediary (such as a bank), the Fund and its related companies may pay the intermediary for the sale of Fund shares and related services. These payments may create a conflict of interest by influencing the broker-dealer or other intermediary and your financial advisor to recommend the Fund over another investment. Ask your financial advisor or visit your financial intermediary's Web site for more information.

# UBS Engage For Impact Fund Fund Summary

## Investment objective

The Fund seeks to maximize total return, consisting of capital appreciation and current income.

## Fees and expenses

These tables describe the fees and expenses that you may pay if you buy, hold, and sell shares of the Fund. You may qualify for a sales charge waiver or discount if you and your family invest, or agree to invest in the future, at least \$50,000 in the Fund. More information about these and other discounts and waivers, as well as eligibility requirements for each share class, is available from your financial advisor and in “Managing your fund account” beginning on page 112 of this prospectus and in “Reduced sales charges, additional purchase, exchange and redemption information and other services” beginning on page 95 of the Fund’s statement of additional information (“SAI”). In addition to the fees and expenses described below, you may also be required to pay commissions or other fees to your broker for transactions in Class P shares. Shares of the Fund are available in classes other than Class P that have different fees and expenses.

Different intermediaries and financial professionals may make available different sales charge waivers or discounts. These variations are described in Appendix A beginning on page A-1 of this prospectus.

## Shareholder fees *(fees paid directly from your investment)*

	Class A	Class P
Maximum front-end sales charge (load) imposed on purchases (as a % of offering price)	5.50%	None
Maximum contingent deferred sales charge (load) (CDSC) (as a % of purchase or sales price, whichever is less)	None <sup>1</sup>	None

## Annual fund operating expenses *(expenses that you pay each year as a percentage of the value of your investment)*

	Class A	Class P
Management fees	0.75%	0.75%
Distribution and/or service (12b-1) fees	0.25	None
Other expenses <sup>2,3</sup>	0.76	0.76
Total annual fund operating expenses	1.76	1.51
Less management fee waiver/expense reimbursements <sup>4</sup>	0.66	0.66
Total annual fund operating expenses after management fee waiver/expense reimbursements <sup>4</sup>	1.10	0.85

<sup>1</sup> Purchases of \$1 million or more that were not subject to a front-end sales charge are subject to a 1% CDSC if sold within one year of the purchase date.

<sup>2</sup> “Other expenses” for Class A are based on estimates for the current fiscal year. “Other expenses” include “Acquired fund fees and expenses,” which were less than 0.01% of the average net assets of the Fund.

<sup>3</sup> “Other expenses” do not reflect any extraordinary expenses incurred during the most recent fiscal year, such as the costs associated with a proxy statement of the Fund. Had these expenses been included, “Other expenses” would have been 0.78%.

<sup>4</sup> The Trust, with respect to the Fund, and UBS Asset Management (Americas) Inc., the Fund’s investment advisor and administrator (“UBS AM (Americas)” or the “Advisor”), have entered into a written agreement pursuant to which the Advisor has agreed to waive a portion of its management fees and/or to reimburse expenses (excluding expenses incurred through investment in other investment companies, interest, taxes, brokerage commissions, dividend expense and security loan fees for securities sold short and extraordinary expenses, such as proxy-related expenses) to the extent necessary so that the Fund’s ordinary operating expenses (excluding expenses incurred through investment in other investment companies, interest, taxes, brokerage commissions, dividend expense and security loan fees for securities sold short and extraordinary expenses, such as proxy-related expenses), through the period ending October 28, 2024, do not exceed 1.10% for Class A shares and 0.85% for Class P shares. Pursuant to the written agreement, the Advisor is entitled to be reimbursed for any fees it waives and expenses it reimburses to the extent such reimbursement can be made during the three years following the period during which such fee waivers and expense reimbursements were made, provided that the reimbursement of the Advisor by the Fund will not cause the Fund to exceed the lesser of any applicable expense limit that is in place for the Fund (i) at the time of the waiver or reimbursement or (ii) at the time of the recoupment. The fee waiver/expense reimbursement agreement may be terminated by the Fund’s Board of Trustees at any time and also will terminate automatically upon the expiration or termination of the Fund’s advisory contract with the Advisor. Upon termination of the fee waiver/expense reimbursement agreement, however, UBS AM (Americas)’s three year recoupment rights will survive.



### Example

This example is intended to help you compare the cost of investing in the Fund with the cost of investing in other mutual funds. The example assumes that you invest \$10,000 in the Fund for the time periods indicated and then sell all of your shares at the end of those periods unless otherwise stated. The example also assumes that your investment has a 5% return each year and that the Fund's operating expenses remain the same. The costs described in the example reflect the expenses of the Fund that would result from the contractual fee waiver and expense reimbursement agreement with the Advisor for the first year only. Although your actual costs may be higher or lower, based on these assumptions, your costs would be:

	1 year	3 years	5 years	10 years
<b>Class A</b>	\$656	\$1,013	\$1,393	\$2,458
<b>Class P</b>	87	412	761	1,745

### Portfolio turnover

The Fund pays transaction costs, such as commissions, when it buys and sells securities (or "turns over" its portfolio). A higher portfolio turnover rate may indicate higher transaction costs and may result in higher taxes when Fund shares are held in a taxable account. These costs, which are not reflected in annual fund operating expenses or in the example, affect the Fund's performance. During the most recent fiscal year, the Fund's portfolio turnover rate was 21% of the average value of its portfolio.

### Principal strategies

#### Principal investments

To achieve its investment objective, the Fund invests in or seeks exposure to companies based on various financial factors, material sustainability factors such as environmental, social and governance ("ESG") performance and on the current and potential ability of such companies to have a positive impact on human well-being and environmental quality, therefore promoting the United Nations Sustainable Development Goals (UN SDGs), such as clean water and sanitation, clean energy, treatment of disease, food security and people empowerment.

Under normal circumstances, the Fund invests a substantial portion of its net assets (plus borrowings for investment purposes, if any) in equity securities. Investments in equity securities may include, but are not limited to, dividend-paying securities, common stock and preferred stock of issuers located throughout the world; Global, European and American Depositary Receipts; equity securities of real estate investment trusts ("REITs"); as well as investment companies, including exchange-traded funds ("ETFs"). The Fund may invest in issuers from both developed markets (including the United States) and emerging markets.

The Fund's investments may include investments in China A-shares (shares of companies based in mainland China that trade on the Shanghai Stock Exchange and the Shenzhen Stock Exchange).

The Advisor, on behalf of the Fund, intends to diversify broadly among countries, but reserves the right to invest a substantial portion of the Fund's assets in one or more countries if economic and business conditions warrant such investments. The Fund may invest in stocks of companies of any size.

The Fund may, but is not required to, use exchange traded or over-the-counter ("OTC") derivative instruments for risk management purposes or as part of the Fund's investment strategies. Generally, derivatives are financial contracts whose value depends upon, or is derived from, the value of an underlying asset, reference rate, index or other market factor and may relate to stocks, bonds, interest rates, credit, currencies or currency exchange rates, commodities and related indexes. The derivatives in which the Fund may invest include futures, forward currency agreements and equity participation notes. All of these derivatives may be used for risk management purposes to manage or adjust the risk profile of the Fund. Futures on currencies and forward currency agreements may also be used to hedge against a specific currency. In addition, all of the derivative instruments listed above may be used for investment (non-hedging) purposes to earn income; to enhance returns; to replace more traditional direct investments (except for forward currency agreements); or to obtain exposure to certain markets (except for forward currency agreements). The Fund also may use futures contracts on equity securities and indices to gain market exposure on its uninvested cash.

Under certain market conditions, the Fund may invest in companies at the time of their initial public offering ("IPO").

### Management process

The Advisor seeks to invest in companies that the Advisor believes are attractively valued, that integrate sustainability factors into the business model to build a competitive advantage, whose products and services can create a positive impact on society and the environment (e.g., products and services with a primary or intended focus on consequential impact); and which have a clearly identified potential for additional positive impact that the Advisor intends to drive through engagement with the companies. In selecting individual securities for investment, the Advisor considers, among other factors:

- Its assessment of fundamental valuation (price/intrinsic value) to seek attractively valued companies with strong financial performance;

- Quantitative and qualitative ESG factors;
- Quantitative and qualitative assessment of a company's current and potential impact on society and the environment; and
- Advisor's ability to drive positive change in a company through engagement.

The Advisor aims to identify the best investment ideas with impact potential across the market capitalization spectrum, sectors and geographies within the eligible investment universe ("the impact universe"). Under normal circumstances, the Fund invests at least 80% of its net assets in equity investments from this impact universe.

The impact universe is comprised of individual companies that have been identified as having revenue alignment with specific impact categories, such as, but not limited to, climate, health, water, food and empowerment that are aligned with the United Nations Sustainable Development Goals (UN SDGs). The Advisor also may include companies whose impact potential, indicated by metrics such as research and development (R&D) spend are aligned with the impact categories described above. The portfolio management team uses quantitative and qualitative factors to identify companies that offer or manufacture products or services that meet the UN SDGs, such as clean water and sanitation products, clean energy, energy saving, treatment of disease, sustainable food system and food security, access to finance or education services.

Within the impact universe, the Advisor will employ a positive screening process to identify for investment securities of companies that provide solutions to significant global challenges through the impact of their products and services, that are attractive based on their fundamental valuation profile in addition to evaluating specific sustainability (ESG) factors as well as the ability of the Advisor to engage with the company's management on impact and ESG-related issues.

Engagement with portfolio companies on ESG and/or impact related topics is a key aspect of the Fund's strategy. Companies have the potential to create additional impact through improving or optimizing the use of their products and services throughout society as well as indirectly through changes to their operations and supply chain. The Advisor's portfolio management team, supported by the Sustainable Investing Research staff, will seek to deliver additional positive impact through engagement with management of companies held in the Fund's portfolio. The Advisor uses the UN SDGs to guide and frame engagement activities with companies held by the Fund. The Advisor will establish specific engagement goals, and measure and evaluate progress regularly in order to assess the impact of its engage-

ment efforts. The purpose of engagement with companies is to:

- Support the company in improving the management of material ESG risks in its operations and supply chain;
- Support the company in seizing material ESG opportunities; and
- Support the company in assessing, measuring, reporting and increasing the positive impact of its products and services.

The Advisor uses a combination of ESG tools to aid stock selection. The Advisor uses an ESG Material Issues Framework to identify 3 to 5 of the most financially relevant factors, per sector, that can impact the investment thesis across different industry sectors. The universe of sustainability issues includes environmental factors such as global greenhouse gas emissions and wastewater management; social factors such as customer privacy and product safety; and governance factors such as critical and systemic risk management.

The Advisor also uses a proprietary risk tool to combine scores and data points from a number of reputable external research providers together with the UBS internal ESG model to flag companies with elevated sustainability risks. In addition, absolute ESG risks such as poor corporate governance and high ESG controversy levels are included in the Advisor's risk tool. Collectively, these inputs lead to an ESG Risk Signal which flags companies with high ESG risks. Once outliers are identified, the Advisor conducts more in-depth analysis to assess the material impact of the ESG risks.

The Advisor's assessment of the ability of public companies to generate impact is based upon impact measurement methodologies the Advisor has developed in partnership with academics from the fields of earth sciences and public health science to measure changes in human well-being and changes in environmental quality (e.g. reduction in air pollution, hospitalizations and biodiversity loss). The impact of the companies held in the Fund's portfolio is reviewed periodically, but impact measurement methodology may not necessarily cover all holdings in the Fund's portfolio at all times. In addition, the Advisor collects data on product output and outcome publicly reported by the companies themselves.

In addition, the Advisor excludes from the Fund's portfolio companies that manufacture products or engage in business activities viewed as having a negative social or environmental impact. Such products or business activities include certain controversial weapons, natural resource extraction activities, thermal coal power generation, and certain controversial behavior and business activities as well as the failure of a portfolio company to meet certain

engagement objectives identified by the Advisor. The Advisor may modify this list of negative screens at any time, without shareholder approval or notice.

### **Main risks**

All investments carry a certain amount of risk, and the Fund cannot guarantee that it will achieve its investment objective. You may lose money by investing in the Fund. An investment in the Fund is not a deposit of a bank and is not insured or guaranteed by the Federal Deposit Insurance Corporation or any other government agency. Below are some of the specific risks of investing in the Fund.

**Foreign investing risk:** The value of the Fund's investments in foreign securities may fall due to adverse political, social and economic developments abroad and due to decreases in foreign currency values relative to the US dollar. Also, foreign securities are sometimes less liquid and more difficult to sell and to value than securities of US issuers. These risks are greater for investments in emerging market issuers.

### **Sustainability factor risk and risk of impact investing:**

Because the Fund uses sustainability factors to assess and exclude certain investments for non-financial reasons, the Fund may forego some market opportunities available to funds that do not use these factors. As a result, the Fund's sustainability factors used in its investment process and the Advisor's impact investing approach will likely make the Fund perform differently from a fund that relies solely or primarily on financial metrics, and the Fund's sustainability factors may be linked to long-term rather than short-term returns. The sustainability factors and the Advisor's impact investing approach may cause the Fund's industry allocation to deviate from that of funds without these considerations.

**Small- and mid-capitalization risk:** The risk that securities of smaller capitalization companies tend to be more volatile and less liquid than securities of larger capitalization companies. This can have a disproportionate effect on the market price of smaller capitalization companies and affect the Fund's ability to purchase or sell these securities. In general, smaller capitalization companies are more vulnerable than larger companies to adverse business or economic developments and they may have more limited resources.

**Geographic concentration risk:** The risk that if the Fund has most of its investments in a single country or region, its portfolio will be more susceptible to factors adversely affecting issuers located in that country or region than would a more geographically diverse portfolio of securities.

**Emerging market risk:** There are additional risks inherent in investing in less developed countries that are applicable to the Fund. Compared to the United States

and other developed countries, investments in emerging market issuers may decline in value because of unfavorable foreign government actions, greater risks of political instability or the absence of accurate information about emerging market issuers. Further, emerging countries may have economies based on only a few industries and securities markets that trade only a small number of securities and employ settlement procedures different from those used in the United States. Prices on these exchanges tend to be volatile and, in the past, securities in these countries have offered greater potential for gain (as well as loss) than securities of companies located in developed countries. Issuers may not be subject to uniform accounting, auditing and financial reporting standards and there may be less publicly available financial and other information about such issuers, comparable to US issuers. Further, investments by foreign investors are subject to a variety of restrictions in many emerging countries. Countries such as those in which the Fund may invest may experience, high rates of inflation or deflation, high interest rates, exchange rate fluctuations or currency depreciation, large amounts of external debt, balance of payments and trade difficulties and extreme poverty and unemployment.

**China risk:** There are special risks associated with investments in China (including Chinese companies listed on US and Hong Kong exchanges), Hong Kong and Taiwan, including exposure to currency fluctuations, less liquidity, expropriation, confiscatory taxation, nationalization and exchange control regulations (including currency blockage). Inflation and rapid fluctuations in inflation and interest rates have had, and may continue to have, negative effects on the economy and securities markets of China, Hong Kong and Taiwan. In addition, investments in Taiwan and Hong Kong could be adversely affected by their respective political and economic relationship with China. China, Hong Kong and Taiwan are deemed by the investment manager to be emerging markets countries, which means an investment in these countries has more heightened risks than general foreign investing due to a lack of established legal, political, business and social frameworks and accounting standards or auditor oversight in these countries to support securities markets as well as the possibility for more widespread corruption and fraud.

Certain securities issued by companies located or operating in China, such as China A-shares, are subject to trading restrictions, quota limitations and less market liquidity. Additionally, the Chinese economy is highly dependent on the property sector and exportation of products and services, and could experience a significant slowdown or be otherwise adversely impacted due to a slowdown in the housing construction and development markets, a reduction in global demand for Chinese exports, contraction in spending on domestic goods by

Chinese consumers, the institution of tariffs or other trade barriers, trade or political disputes with China's major trading partners, natural disasters, or public health threats.

Additionally, emerging market countries, such as China, may subject the Fund's investments to a number of tax rules, and the application of many of those rules may be uncertain. Changes in applicable Chinese tax law could reduce the after-tax profits of the Fund, directly or indirectly, including by reducing the after-tax profits of companies in China in which the Fund invests. Uncertainties in Chinese tax rules could result in unexpected tax liabilities for the Fund.

**IPOs risk:** The purchase of shares issued in IPOs may expose the Fund to the risks associated with issuers that have no operating history as public companies, as well as to the risks associated with the sectors of the market in which the issuer operates. The market for IPO shares may be volatile, and share prices of newly-public companies may fluctuate significantly over a short period of time.

**Market risk:** The market value of the Fund's investments may fluctuate, sometimes rapidly or unpredictably, as the stock and bond markets fluctuate. Market risk may affect a single issuer, industry, or sector of the economy, or it may affect the market as a whole.

**Focus risk:** To the extent the Fund's investment strategy leads to sizable allocations to a particular market, sector or industry, the Fund may be more sensitive to any single economic, business, political, regulatory, or other event that occurs in that market, sector or industry. As a result, there may be more fluctuation in the price of the Fund's shares.

**Leverage risk associated with financial instruments:** The use of financial instruments to increase potential returns, including derivatives used for investment (non-hedging) purposes, may cause the Fund to be more volatile than if it had not been leveraged. The use of leverage may also accelerate the velocity of losses and can result in losses to the Fund that exceed the amount originally invested.

**Derivatives risk:** The value of "derivatives"—so called because their value "derives" from the value of an underlying asset, reference rate or index—may rise or fall more rapidly than other investments. It is possible for the Fund to lose more than the amount it invested in the derivative. The risks of investing in derivative instruments also include market risk, management risk, counterparty risk (which is the risk that a counterparty to a derivative contract is unable or unwilling to meet its financial obligations) and the risk that changes in the value of a derivative may not correlate perfectly with the underlying asset, rate, index or overall market securities.

In addition, non-exchange traded derivatives may be subject to liquidity risk, credit risk and mispricing or valuation complexity. These derivatives risks are different from, and may be greater than, the risks associated with investing directly in securities and other instruments.

**Investing in other funds risk:** The Fund's investment performance is affected by the investment performance of the underlying funds in which the Fund may invest, including ETFs. Through its investment in the underlying funds, the Fund is subject to the risks of the underlying funds' investments and their expenses. Risks of investing in ETFs include the possibility that an ETF may experience a lack of liquidity that can result in greater volatility than its underlying securities; an ETF may trade at a premium or discount to its net asset value; an ETF may not replicate exactly the performance of the benchmark index it seeks to track; trading an ETF's shares may be halted if the listing exchange's officials deem such action appropriate; and a passively managed ETF would not necessarily sell a security because the issuer of the security was in financial trouble unless the security is removed from the index that the ETF seeks to track.

**Real estate securities and REITs risk:** The risk that the Fund's performance will be affected by adverse developments in the real estate industry. Real estate values may be affected by a variety of factors, including: local, national or global economic conditions; changes in zoning or other property-related laws; environmental regulations; interest rates; tax and insurance considerations; overbuilding; property taxes and operating expenses; or declining values in a neighborhood. Similarly, a REIT's performance depends on the types, values, locations and management of the properties it owns. In addition, a REIT may be more susceptible to adverse developments affecting a single project or market segment than a more diversified investment. Loss of status as a qualified REIT under the US federal tax laws could adversely affect the value of a particular REIT or the market for REITs as a whole.

**Management risk:** The risk that the investment strategies, techniques and risk analyses employed by the Advisor may not produce the desired results.

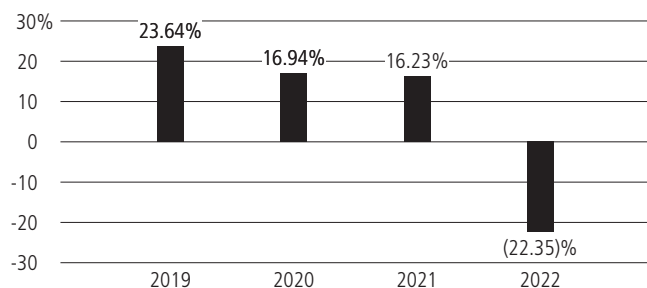
## Performance

The performance information that follows shows the Fund's performance information in a bar chart and an average annual total returns table. There is no performance information quoted for the Class A shares of the Fund as the Class A shares have not completed a full calendar year of operations as of the date of this prospectus. Returns for Class A shares will differ from the Class P shares to the extent that the Class A shares are subject to shareholder services fees and/or distribution fees.

The information provides some indication of the risks of investing in the Fund by showing changes in the Fund's performance from year to year and by showing how the Fund's average annual total returns compare with those of a broad measure of market performance. The MSCI All Country World Index (net) reflects no deduction for fees, expenses or taxes but is net of dividend tax withholding. The Fund's past performance (before and after taxes) is not necessarily an indication of how the Fund will perform in the future. Updated performance for the Fund is available at [www.ubs.com/us/en/assetmanagement/funds/mutual-fund-performance](http://www.ubs.com/us/en/assetmanagement/funds/mutual-fund-performance).

After-tax returns are calculated using the historical highest individual federal marginal income tax rates and do not reflect the impact of state and local taxes. Actual after-tax returns depend on an investor's tax situation and may differ from those shown. In addition, the after-tax returns shown are not relevant to investors who hold Fund shares through tax-advantaged arrangements, such as 401(k) plans or individual retirement accounts. After-tax returns for other classes will vary from the Class P shares' after-tax returns shown.

#### Total return (Class P)\*



\* 2019 is the Fund's first full year of operations.  
 Total return January 1 - September 30, 2023: 6.87%  
 Best quarter during calendar years shown—2Q 2020: 21.44%  
 Worst quarter during calendar years shown—1Q 2020: (25.51)%

#### Average annual total returns (for the periods ended December 31, 2022)

Class (inception date)	1 year	Life of class
<b>Class P (10/24/18)</b>		
Return before taxes	(22.35)%	4.78%
Return after taxes on distributions	(22.52)	3.64
Return after taxes on distributions and sale of fund shares	(13.11)	3.60
<b>MSCI All Country World Index (net)</b>	(18.36)	7.70

#### Investment advisor

UBS Asset Management (Americas) Inc. serves as the investment advisor to the Fund.

#### Portfolio managers

- Joseph Elegante, portfolio manager of the Fund since its inception.
- Adam Jokich, portfolio manager of the Fund since 2021.

#### Purchase & sale of Fund shares

You may purchase, redeem or exchange shares of the Fund on any business day, which is any day the New York Stock Exchange is open for business. You may purchase, redeem or exchange Class A and P shares of the Fund either through a financial advisor or directly from the Fund. In general, the minimum initial investment for Class A shares is \$1,000, and the minimum subsequent investment is \$100; and the minimum investment for Class P shares is \$2 million (\$1,000 for investors who are clients of wrap fee advisory programs (with a minimum subsequent investment of \$100)).

#### Tax information

The dividends and distributions you receive from the Fund are taxable and generally will be taxed as ordinary income, capital gains, or some combination of both, unless you are investing through a tax-advantaged arrangement, such as a 401(k) plan or an individual retirement account, in which case your distributions may be taxed as ordinary income when withdrawn from the tax-advantaged account.

#### Payments to broker-dealers and other financial intermediaries

If you purchase the Fund through a broker-dealer or other financial intermediary (such as a bank), the Fund and its related companies may pay the intermediary for the sale of Fund shares and related services. These payments may create a conflict of interest by influencing the broker-dealer or other intermediary and your financial advisor to recommend the Fund over another investment. Ask your financial advisor or visit your financial intermediary's Web site for more information.

# UBS Global Allocation Fund Fund Summary

## Investment objective

The Fund seeks to maximize total return, consisting of capital appreciation and current income.

## Fees and expenses

These tables describe the fees and expenses that you may pay if you buy, hold, and sell shares of the Fund. You may qualify for a sales charge waiver or discount if you and your family invest, or agree to invest in the future, at least \$50,000 in the Fund. More information about these and other discounts and waivers, as well as eligibility requirements for each share class, is available from your financial advisor and in “Managing your fund account” beginning on page 112 of this prospectus and in “Reduced sales charges, additional purchase, exchange and redemption information and other services” beginning on page 95 of the Fund’s statement of additional information (“SAI”). In addition to the fees and expenses described below, you may also be required to pay commissions or other fees to your broker for transactions in Class P shares. Shares of the Fund are available in a class other than Class P that has different fees and expenses.

Different intermediaries and financial professionals may make available different sales charge waivers or discounts. These variations are described in Appendix A beginning on page A-1 of this prospectus.

## Shareholder fees *(fees paid directly from your investment)*

	Class A	Class P
Maximum front-end sales charge (load) imposed on purchases (as a % of offering price)	5.50%	None
Maximum contingent deferred sales charge (load) (CDSC) (as a % of purchase or sales price, whichever is less)	None <sup>1</sup>	None

## Annual fund operating expenses *(expenses that you pay each year as a percentage of the value of your investment)*

	Class A	Class P
Management fees	0.80%	0.80%
Distribution and/or service (12b-1) fees	0.25	None
Other expenses <sup>2</sup>	0.42	0.39
Acquired fund fees and expenses	0.11	0.11
Total annual fund operating expenses <sup>3</sup>	1.58	1.30
Less management fee waiver/expense reimbursements <sup>4</sup>	0.27	0.24
Total annual fund operating expenses after management fee waiver/expense reimbursements <sup>3,4</sup>	1.31	1.06

<sup>1</sup> Purchases of \$1 million or more that were not subject to a front-end sales charge are subject to a 1% CDSC if sold within one year of the purchase date.

<sup>2</sup> “Other expenses” do not reflect any extraordinary expenses incurred during the most recent fiscal year, such as the costs associated with a proxy statement of the Fund. Had these expenses been included, “Other expenses” would have been 0.43% for Class A and 0.40% for Class P.

<sup>3</sup> Since the “Acquired fund fees and expenses” are not directly borne by the Fund, they are not reflected in the Fund’s financial statements, and therefore the amounts listed in “Total annual fund operating expenses” and “Total annual fund operating expenses after management fee waiver/expense reimbursements” will differ from those presented in the Financial highlights.

<sup>4</sup> The Trust, with respect to the Fund, and UBS Asset Management (Americas) Inc., the Fund’s investment advisor and administrator (“UBS AM (Americas)” or the “Advisor”), have entered into a written agreement pursuant to which the Advisor has agreed to waive a portion of its management fees and/or to reimburse expenses (excluding expenses incurred through investment in other investment companies, interest, taxes, brokerage commissions, dividend expense and security loan fees for securities sold short and extraordinary expenses, such as proxy-related expenses) to the extent necessary so that the Fund’s ordinary operating expenses (excluding expenses incurred through investment in other investment companies, interest, taxes, brokerage commissions, dividend expense and security loan fees for securities sold short and extraordinary expenses, such as proxy-related expenses), through the period ending October 28, 2024, do not exceed 1.20% for Class A shares and 0.95% for Class P shares. Pursuant to the written agreement, the Advisor is entitled to be reimbursed for any fees it waives and expenses it reimburses to the extent such reimbursement can be made during the three years following the period during which such fee waivers and expense reimbursements were made, provided that the reimbursement of the Advisor by the Fund will not cause the Fund to exceed the lesser of any applicable expense limit that is in place for the Fund (i) at the time of the waiver or reimbursement or (ii) at the time of the recoupment. The fee waiver/expense reimbursement agreement may be terminated by the Fund’s Board of Trustees at any time and also will terminate automatically upon the expiration or termination of the Fund’s advisory contract with the Advisor. Upon termination of the fee waiver/expense reimbursement agreement, however, UBS AM (Americas)’s three year recoupment rights will survive.

### Example

This example is intended to help you compare the cost of investing in the Fund with the cost of investing in other mutual funds. The example assumes that you invest \$10,000 in the Fund for the time periods indicated and then sell all of your shares at the end of those periods unless otherwise stated. The example also assumes that your investment has a 5% return each year and that the Fund's operating expenses remain the same. The costs described in the example reflect the expenses of the Fund that would result from the contractual fee waiver and expense reimbursement agreement with the Advisor for the first fiscal year only. Although your actual costs may be higher or lower, based on these assumptions, your costs would be:

	1 year	3 years	5 years	10 years
<b>Class A</b>	\$676	\$996	\$1,339	\$2,303
<b>Class P</b>	108	388	690	1,547

### Portfolio turnover

The Fund pays transaction costs, such as commissions, when it buys and sells securities (or "turns over" its portfolio). A higher portfolio turnover rate may indicate higher transaction costs and may result in higher taxes when Fund shares are held in a taxable account. These costs, which are not reflected in annual fund operating expenses or in the example, affect the Fund's performance. During the most recent fiscal year, the Fund's portfolio turnover rate was 148% of the average value of its portfolio.

### Principal strategies

#### Principal investments

In order to achieve the Fund's objective, the Fund employs an asset allocation strategy that seeks to maximize total return. The Advisor does not represent or guarantee that the Fund will meet this total return goal.

Under normal circumstances, the Fund will invest in securities and derivatives to gain exposure to equity, fixed income, and alternative asset class securities, including, but not limited to, convertible bonds and real estate securities, including real estate investment trusts ("REITs") and real estate operating companies. The Fund may gain exposure to issuers located within and outside the United States, including securities of issuers in both developed (including the United States) and emerging markets countries.

Investments in fixed income securities may include, but are not limited to, debt securities of governments throughout the world (including the United States), their agencies and instrumentalities, debt securities of corporations, mortgage-backed securities and asset-backed securities. The Fund may invest in securities of any maturity greater than one year and such securities may be either investment grade or high yield (lower-rated or "junk bonds") securities. Investments in equity securities

may include, but are not limited to, common stock and preferred stock. The Fund may invest in other open-end investment companies advised by the Advisor and third-party passively managed exchanged-traded funds ("ETFs") to gain exposure to certain asset classes. The Fund may also take active positions on volatility to generate returns or to hedge the Fund's portfolio.

The Fund may, but is not required to, use exchange-traded or over-the-counter derivative instruments for risk management purposes or as part of the Fund's investment strategies. Generally, derivatives are financial contracts whose value depends upon, or is derived from, the value of an underlying asset, reference rate, index or other market factor and may relate to stocks, bonds, interest rates, credit, currencies or currency exchange rates, commodities and related indexes. The derivatives in which the Fund may invest include index options, futures, forward agreements, swap agreements (including, interest rate, credit default and inflation swaps), equity participation notes and equity linked notes. All of these derivatives may be used for risk management purposes, such as hedging against a specific security or currency (except with respect to equity participation notes and equity linked notes), or to manage or adjust the risk profile of the Fund. In addition, all of the derivative instruments listed above may be used for investment (non-hedging) purposes to earn income; to enhance returns; to replace more traditional direct investments; to obtain exposure to certain markets; or to establish net short positions for individual markets, currencies or securities. Futures on indices, forward agreements, interest rate swaps and credit default swaps may also be used to adjust the Fund's portfolio duration.

The Fund may engage in active and frequent trading of portfolio securities to achieve its principal investment strategies.

Under certain market conditions, the Fund may invest in companies at the time of their initial public offering ("IPO").

### Management process

The Advisor will manage the Fund's portfolio using the following investment process as described below:

The strategy invests in the full spectrum of instruments and markets globally. The Advisor believes that the Advisor is able to improve the return outcome and risk management of the Fund by employing a well diversified strategy across a broad global opportunity set. Returns are generated from asset allocation across markets, currency and security selection.

Asset allocation decisions are primarily driven by UBS AM (Americas)'s assessment of valuation and prevailing market conditions in the United States and around the

world. Using a systematic approach, the portfolio management team analyzes the asset classes and investments across equities, fixed income, and alternative asset classes (including currency), considering both fundamental valuation, economic and other market indicators. Regarding valuation, the Advisor evaluates whether asset classes and investments are attractively priced relative to fundamentals. The starting point is to assess the intrinsic value of an asset class, as determined by the fundamentals that drive an asset class' future cash flow. The intrinsic value represents a long term anchor point to which the Advisor believes the asset class will eventually revert.

Fair value estimates of asset classes and markets are an output of UBS AM (Americas)'s proprietary valuation models. Discounting the asset's future cash flow using a discount rate that appropriately reflects the inherent investment risk associated with holding the asset gives the asset's fair value. The competitive advantage of the Advisor's models lies in the quality and consistency of the inputs used and, therefore, the reliability of valuation conclusions. The discrepancy between actual market level and fair value (the price/value discrepancy) is the primary valuation signal used in identifying investment opportunities.

Next, the Advisor assesses additional market indicators and considers the effect that other determinants of economic growth and overall market volatility will have on each asset class. While in theory price/value discrepancies may resolve themselves quickly and linearly, in practice price/value discrepancy can grow larger before it resolves. While valuation models have proven effective at identifying longer-term price/value discrepancies, in the shorter term other factors can swamp valuation considerations. Thus, the Advisor incorporates an additional discipline in our idea generation process. The Advisor refers to this additional step in its idea generation process as market behavior analysis. Adding this step helps the Advisor to understand what other market indicators might drive the market towards or away from fundamental value. The Advisor performs systematic analysis of non-valuation drivers using models measuring sentiment, momentum and flows, market stress, the stage of the economic cycle, as well as an assessment of the general macroeconomic landscape. Conversely, valuation considerations tend to dominate when an asset class is substantially above or below fair value, but the Advisor recognizes that the use of market behavior analysis during these periods is very important to helping improve the timing in and out of these asset classes with very stretched valuations.

The asset allocation process is structured around the Investment Solutions Investment Committee (the "ISIC Committee") meetings, which provides a forum for debate and the exploration of all ramifications of any

investment decision, rather than aiming for a consensus to be reached. Instead, any voting member of the ISIC Committee can sponsor a trade idea, preparing a detailed investment thesis to support the view. An investment thesis has to define the investment rationale based on valuation and market behavioral influences, the time scale for it being realized, the transaction costs and the potential milestones the Advisor would expect to evaluate whether or not the view is correct. The sponsor is then responsible for convincing another member of the ISIC Committee to support the idea as co-sponsor.

Bottom up selection across active equity and fixed income markets can be utilized as part of the asset allocation process at the asset class level. With respect to specific equity securities for inclusion in the Fund's equity asset classes, the Advisor may utilize fundamental valuation, quantitative and growth-oriented strategies. The Advisor's bottom up fixed income security selection strategy combines judgments about the absolute value of the fixed income universe and the relative value of issuer sectors, maturity intervals, security durations, credit qualities and coupon segments, as well as specific circumstances facing the issuers of fixed income securities.

The Advisor uses both fundamental valuation and market behavior analysis to make the two-pronged determination of risk budget and risk allocation. The Advisor works closely with the Risk Management team, members of which attend the ISIC Committee meetings, to determine the appropriate amount of risk capital to allocate to the underlying trade ideas given the strategy's risk budget and objectives, prevailing investment opportunities, and other strategy exposures. To assist in this process the Risk Management team performs scenario and correlation analysis to better understand the risk and diversification of the overall strategy, and attempts to ensure that unintended factor exposures are identified, managed and monitored.

### **Main risks**

All investments carry a certain amount of risk, and the Fund cannot guarantee that it will achieve its investment objective. You may lose money by investing in the Fund. An investment in the Fund is not a deposit of a bank and is not insured or guaranteed by the Federal Deposit Insurance Corporation or any other government agency. Below are some of the specific risks of investing in the Fund.

**Foreign investing risk:** The value of the Fund's investments in foreign securities may fall due to adverse political, social and economic developments abroad and due to decreases in foreign currency values relative to the US dollar. Investments in foreign government bonds involve special risks because the Fund may have limited legal recourse in the event of default. Also, foreign securities



are sometimes less liquid and more difficult to sell and to value than securities of US issuers. These risks are greater for investments in emerging market issuers.

**Asset allocation risk:** The risk that the Fund may allocate assets to an asset category that performs poorly relative to other asset categories.

**Interest rate risk:** An increase in prevailing interest rates typically causes the value of fixed income securities to fall. Changes in interest rates will likely affect the value of longer-duration fixed income securities more than shorter-duration securities and higher quality securities more than lower quality securities. When interest rates are falling, some fixed income securities provide that the issuer may repay them earlier than the maturity date, and if this occurs the Fund may have to reinvest these repayments at lower interest rates. The Fund may face a heightened level of interest rate risk due to certain changes in general economic conditions, inflation and monetary policy, such as certain types of interest rate changes by the Federal Reserve.

**Credit risk:** The risk that the Fund could lose money if the issuer or guarantor of a fixed income security, or the counterparty to or guarantor of a derivative contract, is unable or unwilling to meet its financial obligations. This risk is likely greater for lower quality investments than for investments that are higher quality.

**Emerging market risk:** There are additional risks inherent in investing in less developed countries that are applicable to the Fund. Compared to the United States and other developed countries, investments in emerging market issuers may decline in value because of unfavorable foreign government actions, greater risks of political instability or the absence of accurate information about emerging market issuers. Further, emerging countries may have economies based on only a few industries and securities markets that trade only a small number of securities and employ settlement procedures different from those used in the United States. Prices on these exchanges tend to be volatile and, in the past, securities in these countries have offered greater potential for gain (as well as loss) than securities of companies located in developed countries. Issuers may not be subject to uniform accounting, auditing and financial reporting standards and there may be less publicly available financial and other information about such issuers, comparable to US issuers. Further, investments by foreign investors are subject to a variety of restrictions in many emerging countries. Countries such as those in which the Fund may invest may experience high rates of inflation or deflation, high interest rates, exchange rate fluctuations or currency depreciation, large amounts of external debt, balance of payments and trade difficulties and extreme poverty and unemployment.

**High yield bond risk:** This is the risk that the issuer of bonds with ratings of Ba1 or lower by Moody's Investors Service, Inc. ("Moody's") or BB+ or lower by Standard & Poor's Financial Services LLC ("S&P") or Fitch Ratings, Inc. ("Fitch"), comparably rated by another nationally recognized statistical rating organization, or, if unrated, are determined to be of comparable quality by the Advisor, will default or otherwise be unable to honor a financial obligation (also known as lower-rated or "junk bonds"). These securities are considered to be predominately speculative with respect to an issuer's capacity to pay interest and repay principal in accordance with the terms of the obligations. Lower-quality bonds are more likely to be subject to an issuer's default or downgrade than investment grade (higher quality) bonds.

**Liquidity risk:** The risk that investments cannot be readily sold at the desired time or price, and the Fund may have to accept a lower price or may not be able to sell the security at all. An inability to sell securities can adversely affect the Fund's value or prevent the Fund from taking advantage of other investment opportunities. Liquid portfolio investments may become illiquid or less liquid after purchase by the Fund due to low trading volume, adverse investor perceptions and/or other market developments. In recent years, the number and capacity of dealers that make markets in fixed income securities has decreased. Consequently, the decline in dealers engaging in market making trading activities may increase liquidity risk, which can be more pronounced in periods of market turmoil. Liquidity risk may be magnified in a rising interest rate environment or when investor redemptions from fixed income funds may be higher than normal, causing increased supply in the market due to selling activity. Liquidity risk includes the risk that the Fund will experience significant net redemptions at a time when it cannot find willing buyers for its portfolio securities or can only sell its portfolio securities at a material loss.

**Mortgage- and asset-backed securities risk:** The Fund may invest in mortgage- and asset-backed securities that are subject to prepayment or call risk, which is the risk that the borrower's payments may be received earlier or later than expected due to changes in prepayment rates on underlying loans. Faster prepayments often happen when interest rates are falling. As a result, the Fund may reinvest these early payments at lower interest rates, thereby reducing the Fund's income. Conversely, when interest rates rise, prepayments may happen more slowly, causing the security to lengthen in duration. Longer duration securities tend to be more volatile. Securities may be prepaid at a price less than the original purchase value. An unexpectedly high rate of defaults on the mortgages held by a mortgage pool may adversely affect the value of mortgage-backed securities and could result in losses to the Fund.

**Small- and mid-capitalization risk:** The risk that securities of smaller capitalization companies tend to be more volatile and less liquid than securities of larger capitalization companies. This can have a disproportionate effect on the market price of smaller capitalization companies and affect the Fund's ability to purchase or sell these securities. In general, smaller capitalization companies are more vulnerable than larger companies to adverse business or economic developments, and they may have more limited resources.

**Sovereign debt risk:** Investment in sovereign debt involves special risks, including the risk that the issuer of the debt or the governmental authorities that control the repayment of the debt may be unable or unwilling to repay principal and/or interest when due in accordance with the terms of such debt, and the Fund may have limited legal recourse in the event of a default.

**US Government securities risk:** There are different types of US government securities with different levels of credit risk, including risk of default, depending on the nature of the particular government support for that security. For example, a US government-sponsored entity, although chartered or sponsored by an Act of Congress, may issue securities that are neither insured nor guaranteed by the US Treasury and are therefore riskier than those that are.

**IPOs risk:** The purchase of shares issued in IPOs may expose the Fund to the risks associated with issuers that have no operating history as public companies, as well as to the risks associated with the sectors of the market in which the issuer operates. The market for IPO shares may be volatile, and share prices of newly-public companies may fluctuate significantly over a short period of time.

**Market risk:** The risk that the market value of the Fund's investments may fluctuate, sometimes rapidly or unpredictably, as the stock and bond markets fluctuate. Market risk may affect a single issuer, industry, or sector of the economy, or it may affect the market as a whole.

**Portfolio turnover risk:** High portfolio turnover from frequent trading will increase the Fund's transaction costs and may increase the portion of the Fund's capital gains that are realized for tax purposes in any given year. The Fund does not restrict the frequency of trading in order to limit expenses or the tax effect that its distributions may have on shareholders.

**Leverage risk associated with financial instruments:** The use of financial instruments to increase potential returns, including derivatives used for investment (non-hedging) purposes, may cause the Fund to be more volatile than if it had not been leveraged. The use of leverage may also accelerate the velocity of losses

and can result in losses to the Fund that exceed the amount originally invested.

**Derivatives risk:** The value of "derivatives"—so called because their value "derives" from the value of an underlying asset, reference rate or index—may rise or fall more rapidly than other investments. It is possible for the Fund to lose more than the amount it invested in the derivative. The risks of investing in derivative instruments also include market risk, management risk, counterparty risk (which is the risk that a counterparty to a derivative contract is unable or unwilling to meet its financial obligations) and the risk that changes in the value of a derivative may not correlate perfectly with the underlying asset, rate, index or overall market securities. Derivatives relating to fixed income markets are especially susceptible to interest rate risk and credit risk. In addition, many types of swaps and other non-exchange traded derivatives may be subject to liquidity risk, credit risk and mispricing or valuation complexity. These derivatives risks are different from, and may be greater than, the risks associated with investing directly in securities and other instruments.

**Investing in other funds risk:** The Fund's investment performance is affected by the investment performance of the underlying funds in which the Fund may invest, including ETFs. Through its investment in the underlying funds, the Fund is subject to the risks of the underlying funds' investments and subject to the underlying funds' expenses. Risks of investing in ETFs include the possibility that an ETF may experience a lack of liquidity that can result in greater volatility than its underlying securities; an ETF may trade at a premium or discount to its net asset value; an ETF may not replicate exactly the performance of the benchmark index it seeks to track; trading an ETF's shares may be halted if the listing exchange's officials deem such action appropriate; and a passively managed ETF would not necessarily sell a security because the issuer of the security was in financial trouble unless the security is removed from the index that the ETF seeks to track.

**Real estate securities and REITs risk:** The risk that the Fund's performance will be affected by adverse developments in the real estate industry. Real estate values may be affected by a variety of factors, including: local, national or global economic conditions; changes in zoning or other property-related laws; environmental regulations; interest rates; tax and insurance considerations; overbuilding; property taxes and operating expenses; or declining values in a neighborhood. Similarly, a REIT's performance depends on the types, values, locations and management of the properties it owns. In addition, a REIT may be more susceptible to adverse developments affecting a single project or market segment than a more diversified investment. Loss of status as a qualified REIT under the US federal tax laws

could adversely affect the value of a particular REIT or the market for REITs as a whole.

**Management risk:** The risk that the investment strategies, techniques and risk analyses employed by the Advisor may not produce the desired results.

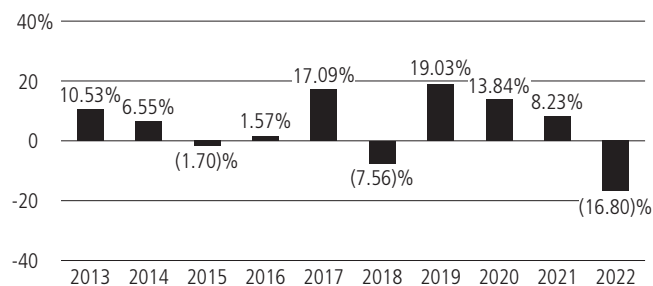
## Performance

### Risk/return bar chart and table

The performance information that follows shows the Fund's performance information in a bar chart and an average annual total returns table. The information provides some indication of the risks of investing in the Fund by showing changes in the Fund's performance from year to year and by showing how the Fund's average annual total returns compare with those of a broad measure of market performance. The MSCI All Country World Index (net) shows how the Fund's performance compares to an index that is designed to measure the equity market performance of developed and emerging markets. The FTSE World Government Bond Index (Hedged in USD) shows how the Fund's performance compares to an index composed of straight (i.e., not floating rate or index-linked) government bonds with a one-year minimum maturity that is hedged back to the US dollar. The Fund's secondary benchmark index is a blend of 60% MSCI All Country World Index (net)/40% FTSE World Government Bond Index (Hedged in USD) and shows how the Fund's performance compares with a blend of prominent industry indices that better reflect the asset allocation of the Fund's portfolio. Indices reflect no deduction for fees, expenses or taxes, except for the MSCI All Country World Index (net) which reflects no deduction for fees, expenses or taxes but is net of dividend tax withholding. The Fund's past performance (before and after taxes) is not necessarily an indication of how the Fund will perform in the future. Updated performance for the Fund is available at [www.ubs.com/us/en/assetmanagement/funds/mutual-fund-performance](http://www.ubs.com/us/en/assetmanagement/funds/mutual-fund-performance).

After-tax returns are calculated using the historical highest individual federal marginal income tax rates and do not reflect the impact of state and local taxes. Actual after-tax returns depend on an investor's tax situation and may differ from those shown. In addition, the after-tax returns shown are not relevant to investors who hold Fund shares through tax-advantaged arrangements, such as 401(k) plans or individual retirement accounts. After-tax returns for the other class will vary from the Class P shares' after-tax returns shown.

### Total return (Class P)



Total return January 1 - September 30, 2023: 1.17%

Best quarter during calendar years shown—4Q 2020: 13.57%

Worst quarter during calendar years shown—1Q 2020: (14.97)%

### Average annual total returns (figures reflect sales charges) (for the periods ended December 31, 2022)

Class (inception date)	1 year	5 years	10 years
<b>Class A (6/30/97)</b>			
Return before taxes	(21.56)%	1.05%	3.65%
<b>Class P (8/31/92)</b>			
Return before taxes	(16.80)	2.43	4.50
Return after taxes on distributions	(17.69)	0.70	3.32
Return after taxes on distributions and sale of fund shares	(9.32)	1.67	3.35
<b>MSCI All Country World Index (net)</b>	(18.36)	5.23	7.98
<b>FTSE World Government Bond Index (Hedged in USD)</b>	(12.86)	(0.06)	1.52
<b>60% MSCI All Country World Index (net)/40% FTSE World Government Bond Index (Hedged in USD)</b>	(15.94)	3.46	5.61

### Investment advisor

UBS Asset Management (Americas) Inc. serves as the investment advisor to the Fund.

### Portfolio managers

- Nicole Goldberger, portfolio manager of the Fund since 2020.
- Evan Brown, portfolio manager of the Fund since 2021.
- Thomas Oesch, portfolio manager of the Fund since 2022.

### Purchase & sale of Fund shares

You may purchase, redeem or exchange shares of the Fund on any business day, which is any day the New York Stock Exchange is open for business. You may purchase, redeem or exchange Class A or P shares of the Fund either through a financial advisor or directly from the Fund. In general, the minimum initial investment for Class A shares is \$1,000, and the minimum subsequent investment is \$100; and the minimum investment for

Class P shares is \$2 million (\$1,000 for investors who are clients of wrap fee advisory programs (with a minimum subsequent investment of \$100)).

**Tax information**

The dividends and distributions you receive from the Fund are taxable and generally will be taxed as ordinary income, capital gains, or some combination of both, unless you are investing through a tax-advantaged arrangement, such as a 401(k) plan or an individual retirement account, in which case your distributions may be taxed as ordinary income when withdrawn from the tax-advantaged account.

**Payments to broker-dealers and other financial intermediaries**

If you purchase the Fund through a broker-dealer or other financial intermediary (such as a bank), the Fund and its related companies may pay the intermediary for the sale of Fund shares and related services. These payments may create a conflict of interest by influencing the broker-dealer or other intermediary and your financial advisor to recommend the Fund over another investment. Ask your financial advisor or visit your financial intermediary's Web site for more information.

# UBS International Sustainable Equity Fund

## Fund Summary

### Investment objective

The Fund seeks to maximize total return, consisting of capital appreciation and current income by investing primarily in the equity securities of non-US issuers.

### Fees and expenses

These tables describe the fees and expenses that you may pay if you buy, hold, and sell shares of the Fund. You may qualify for a sales charge waiver or discount if you and your family invest, or agree to invest in the future, at least \$50,000 in the Fund. More information about these and other discounts and waivers, as well as eligibility requirements for each share class, is available from your financial advisor and in "Managing your fund account" beginning on page 112 of this prospectus and in "Reduced sales charges, additional purchase, exchange and redemption information and other services" beginning on page 95 of the Fund's statement of additional information ("SAI"). In addition to the fees and expenses described below, you may also be required to pay commissions or other fees to your broker for transactions in Class P shares. Shares of the Fund are available in classes other than Class P that have different fees and expenses.

Different intermediaries and financial professionals may make available different sales charge waivers or discounts. These variations are described in Appendix A beginning on page A-1 of this prospectus.

### Shareholder fees *(fees paid directly from your investment)*

	Class A	Class P
Maximum front-end sales charge (load) imposed on purchases (as a % of offering price)	5.50%	None
Maximum contingent deferred sales charge (load) (CDSC) (as a % of purchase or sales price, whichever is less)	None <sup>1</sup>	None

### Annual fund operating expenses *(expenses that you pay each year as a percentage of the value of your investment)*

	Class A	Class P
Management fees	0.80%	0.80%
Distribution and/or service (12b-1) fees	0.25	None
Other expenses <sup>2,3</sup>	0.43	0.46
Total annual fund operating expenses	1.48	1.26
Less management fee waiver/expense reimbursements <sup>4</sup>	0.23	0.26
Total annual fund operating expenses after management fee waiver/expense reimbursements <sup>4</sup>	1.25	1.00

<sup>1</sup> Purchases of \$1 million or more that were not subject to a front-end sales charge are subject to a 1% CDSC if sold within one year of the purchase date.

<sup>2</sup> "Other expenses" include "Acquired fund fees and expenses," which were less than 0.01% of the average net assets of the Fund.

<sup>3</sup> "Other expenses" do not reflect any extraordinary expenses incurred during the most recent fiscal year, such as the costs associated with a proxy statement of the Fund. Had these expenses been included, "Other expenses" would have been 0.44% for Class A and 0.47% for Class P.

<sup>4</sup> UBS Asset Management (Americas) Inc., the Fund's investment advisor and administrator ("UBS AM (Americas)" or the "Advisor"), has agreed irrevocably to waive its fees and reimburse certain expenses (excluding expenses incurred through investment in other investment companies, interest, taxes, brokerage commissions and extraordinary expenses, such as proxy-related expenses) so that the Fund's ordinary operating expenses (excluding expenses incurred through investment in other investment companies, interest, taxes, brokerage commissions and extraordinary expenses, such as proxy-related expenses) do not exceed 1.25% for Class A shares and 1.00% for Class P shares. This fee waiver and expense arrangement may only be amended or terminated by shareholders.

### Example

This example is intended to help you compare the cost of investing in the Fund with the cost of investing in other mutual funds. The example assumes that you invest \$10,000 in the Fund for the time periods indicated and then sell all of your shares at the end of those periods unless otherwise stated. The example also assumes that your investment has a 5% return each year and that the Fund's operating expenses remain the same. The costs described in the example reflect the expenses of the Fund that would result from the irrevocable fee waiver and expense reimbursement for all years. Although your actual costs may be higher or lower, based on these assumptions, your costs would be:

	1 year	3 years	5 years	10 years
Class A	\$670	\$925	\$1,199	\$1,978
Class P	102	318	552	1,225

### Portfolio turnover

The Fund pays transaction costs, such as commissions, when it buys and sells securities (or “turns over” its portfolio). A higher portfolio turnover rate may indicate higher transaction costs and may result in higher taxes when Fund shares are held in a taxable account. These costs, which are not reflected in annual fund operating expenses or in the example, affect the Fund’s performance. During the most recent fiscal year, the Fund’s portfolio turnover rate was 7% of the average value of its portfolio.

### Principal strategies

#### Principal investments

Under normal circumstances, the Fund invests at least 80% of its net assets (plus borrowings for investment purposes, if any) in equity securities. Investments in equity securities may include, but are not limited to, dividend-paying securities, common stock and preferred stock of issuers located throughout the world and equity securities of real estate investment trusts (“REITs”). Under normal market conditions, the Fund invests primarily (at least 65% of its total assets) in issuers organized or having their principal place of business outside the United States or doing a substantial amount of business outside the United States. Up to 35% of the Fund’s assets may be invested in US equity securities. The Fund may invest in issuers from both developed and emerging markets. The Fund’s investments may include investments in China A-shares (shares of companies based in mainland China that trade on the Shanghai Stock Exchange and the Shenzhen Stock Exchange). The Fund may also invest in US- or Hong Kong-listed issuers that have entered into contractual relationships with a China-based business and/or individuals/entities affiliated with the business structured as a variable interest entity (“VIE”). In a VIE structure, instead of directly owning the equity interests in a Chinese company, the listed company has contractual arrangements with the Chinese company. These contractual arrangements are expected to provide the listed company (and investors in such company, such as the Fund) with exposure to the China-based company. These arrangements are often used because of Chinese governmental restrictions on non-Chinese ownership of companies in certain industries in China. The Advisor, on behalf of the Fund, intends to diversify broadly among countries, but reserves the right to invest a substantial portion of the Fund’s assets in one or more countries if economic and business conditions warrant such investments. The Fund may invest in stocks of companies of any size.

The Fund may, but is not required to, use exchange-traded or over-the-counter (“OTC”) derivative instru-

ments for risk management purposes or as part of the Fund’s investment strategies. Generally, derivatives are financial contracts whose value depends upon, or is derived from, the value of an underlying asset, reference rate, index or other market factor and may relate to stocks, bonds, interest rates, credit, currencies or currency exchange rates, commodities and related indexes. The derivatives in which the Fund may invest include futures, forward currency agreements and equity participation notes. All of these derivatives may be used for risk management purposes to manage or adjust the risk profile of the Fund. Futures on currencies and forward currency agreements may also be used to hedge against a specific currency. In addition, all of the derivative instruments listed above may be used for investment (non-hedging) purposes to earn income; to enhance returns; to replace more traditional direct investments (except for forward currency agreements); or to obtain exposure to certain markets (except for forward currency agreements). The Fund also may use futures contracts on equity securities and indices to gain market exposure on its uninvested cash.

Under certain market conditions, the Fund may invest in companies at the time of their initial public offering (“IPO”).

#### Management process

The Advisor’s investment decisions are based upon price/value discrepancies as identified by the Advisor’s fundamental valuation process and material sustainability factors across environmental, social and governance (“ESG”) criteria.

In constructing the Fund’s portfolio, the Advisor employs a positive screening process to identify equity securities of companies that are attractive based on their fundamental valuation profile in addition to evaluating specific sustainability factors. In selecting securities for the Fund, the Advisor focuses on, among other things, identifying discrepancies between a security’s fundamental value and its market price. In this context, the fundamental value of a given security is the Advisor’s assessment of what a security is worth. The Advisor will select a security whose fundamental value it estimates to be greater than its market value at any given time. For each stock under analysis, the Advisor bases its estimates of value upon country, economic, industry and company analysis, as well as upon a company’s management team, competitive advantage and core competencies. The Advisor then compares its assessment of a security’s value against the prevailing market prices, with the aim of constructing a portfolio of stocks across industries and countries with attractive relative price/value characteristics. Sustainability factors used by the Advisor in security selection are considered to be financially material factors that help the Advisor evaluate and compare the ESG performance relative to its industry and/or sec-

tor. This information is combined with additional financial analysis and research described above to identify companies the Advisor believes will provide attractively valued and sustainable investment opportunities.

In considering sustainability factors, the Advisor uses ESG tools such as an ESG Material Issues Framework to identify 3 to 5 of the most financially relevant factors, per sector, that can impact the investment thesis across different industry sectors. The universe of sustainability issues includes environmental factors such as global greenhouse gas emissions and wastewater management; social factors such as customer privacy and product safety; and governance factors such as critical and systemic risk management.

The Advisor also uses a proprietary risk tool to combine scores and data points from a number of reputable external research providers together with the UBS ESG Score to form the UBS ESG Consensus Score. The ESG Consensus Score is a normalized weighted average of ESG Score data from internal and recognized external providers (on a scale of 1-10 with 10 having the best sustainability profile). In addition, absolute ESG risks such as poor corporate governance and high ESG controversy levels are included in the Advisor's risk tool. Collectively, these inputs may lead to an ESG Risk Signal which flags companies with high ESG risks. Once outliers are identified, the Advisor conducts more in-depth analysis to assess the material impact of the ESG risks.

The individual investments in the Fund have a UBS ESG Consensus Score (on a scale of 1-10, with 10 having the best sustainability profile). The Fund's sustainability profile is measured using the weighted average UBS ESG Consensus score. The Fund seeks to maintain a sustainability profile that is higher than its benchmark, the MSCI World ex-US Index, based on the Advisor's framework. The Fund's sustainability profile is measured by its benchmark profile and the corresponding results are calculated at least once a year. The Fund's sustainability profile calculation does not take account of cash and unrated investment instruments.

In addition, the Advisor excludes from the Fund's portfolio companies or sectors that manufacture products or engage in business activities viewed as having a negative social or environmental impact. Such products or business activities include certain controversial weapons, natural resource extraction activities, thermal coal power generation, and certain controversial behavior and business activities as well as the failure of a portfolio company to meet certain engagement objectives identified by the Advisor. The Advisor may modify the above list of negative screens at any time, without prior shareholder approval or notice.

## **Main risks**

All investments carry a certain amount of risk, and the Fund cannot guarantee that it will achieve its investment objective. You may lose money by investing in the Fund. An investment in the Fund is not a deposit of a bank and is not insured or guaranteed by the Federal Deposit Insurance Corporation or any other government agency. Below are some of the specific risks of investing in the Fund.

**Foreign investing risk:** The value of the Fund's investments in foreign securities may fall due to adverse political, social and economic developments abroad and due to decreases in foreign currency values relative to the US dollar. Also, foreign securities are sometimes less liquid and more difficult to sell and to value than securities of US issuers. These risks are greater for investments in emerging market issuers.

**Emerging market risk:** There are additional risks inherent in investing in less developed countries that are applicable to the Fund. Compared to the United States and other developed countries, investments in emerging market issuers may decline in value because of unfavorable foreign government actions, greater risks of political instability or the absence of accurate information about emerging market issuers. Further, emerging countries may have economies based on only a few industries and securities markets that trade only a small number of securities and employ settlement procedures different from those used in the United States. Prices on these exchanges tend to be volatile and, in the past, securities in these countries have offered greater potential for gain (as well as loss) than securities of companies located in developed countries. Issuers may not be subject to uniform accounting, auditing and financial reporting standards and there may be less publicly available financial and other information about such issuers, comparable to US issuers. Further, investments by foreign investors are subject to a variety of restrictions in many emerging countries. Countries such as those in which the Fund may invest may experience high rates of inflation or deflation, high interest rates, exchange rate fluctuations or currency depreciation, large amounts of external debt, balance of payments and trade difficulties and extreme poverty and unemployment.

**China risk:** There are special risks associated with investments in China (including Chinese companies listed on US and Hong Kong exchanges), Hong Kong and Taiwan, including exposure to currency fluctuations, less liquidity, expropriation, confiscatory taxation, nationalization and exchange control regulations (including currency blockage). Inflation and rapid fluctuations in inflation and interest rates have had, and may continue to have, negative effects on the economy and securities markets of China, Hong Kong and Taiwan. In addition,

investments in Taiwan and Hong Kong could be adversely affected by their respective political and economic relationship with China. China, Hong Kong and Taiwan are deemed by the investment manager to be emerging markets countries, which means an investment in these countries has more heightened risks than general foreign investing due to a lack of established legal, political, business and social frameworks and accounting standards or auditor oversight in these countries to support securities markets as well as the possibility for more widespread corruption and fraud.

Certain securities issued by companies located or operating in China, such as China A-shares, are subject to trading restrictions, quota limitations and less market liquidity. For investments using a VIE structure, all or most of the value of such an investment depends on the enforceability of the contracts between the listed company and the China-based entity (and/or related persons). Investments through a VIE structure are subject to the risk that a counterparty will breach its contracts with the listed company that holds such contractual rights; that any breach of such contracts will likely be subject to Chinese law and jurisdiction; and that Chinese law may be interpreted or change in a way that affects the enforceability of such arrangements, or contracts between the China-based entity (and/or related persons) and the listed company may otherwise not be enforceable under Chinese law. As a result, the market value of the Fund's associated holdings would likely be significantly negatively impacted, which may result in significant losses with little or no recourse available. Further, investments in the listed company may be affected by conflicts of interest and duties between the legal owners of the China-based entity and the stockholders of the listed company, which may adversely impact the value of the investments of the listed company. Additionally, the Chinese economy is highly dependent on the property sector and exportation of products and services, and could experience a significant slowdown or otherwise be adversely impacted due to a slowdown in the housing construction and development markets, a reduction in global demand for Chinese exports, contraction in spending on domestic goods by Chinese consumers, the institution of tariffs or other trade barriers, trade or political disputes with China's major trading partners, natural disasters, or public health threats.

Additionally, emerging market countries, such as China, may subject the Fund's investments to a number of tax rules, and the application of many of those rules may be uncertain. Changes in applicable Chinese tax law could reduce the after-tax profits of the Fund, directly or indirectly, including by reducing the after-tax profits of companies in China in which the Fund invests. Uncertainties in Chinese tax rules could result in unexpected tax liabilities for the Fund.

**Sustainability factor risk:** Because the Fund uses sustainability factors to assess and exclude certain investments for non-financial reasons, the Fund may forego some market opportunities available to funds that do not use these factors. As a result, the Fund's sustainability factors used in its investment process will likely make the Fund perform differently from a fund that relies solely or primarily on financial metrics, and the Fund's sustainability factors may be linked to long-term rather than short-term returns. The sustainability factors may cause the Fund's industry allocation to deviate from that of funds without these considerations.

**Small- and mid-capitalization risk:** The risk that securities of smaller capitalization companies tend to be more volatile and less liquid than securities of larger capitalization companies. This can have a disproportionate effect on the market price of smaller capitalization companies and affect the Fund's ability to purchase or sell these securities. In general, smaller capitalization companies are more vulnerable than larger companies to adverse business or economic developments, and they may have more limited resources.

**IPOs risk:** The purchase of shares issued in IPOs may expose the Fund to the risks associated with issuers that have no operating history as public companies, as well as to the risks associated with the sectors of the market in which the issuer operates. The market for IPO shares may be volatile, and share prices of newly-public companies may fluctuate significantly over a short period of time.

**Geographic concentration risk:** The risk that if the Fund has most of its investments in a single country or region, its portfolio will be more susceptible to factors adversely affecting issuers located in that country or region than would a more geographically diverse portfolio of securities.

**Market risk:** The market value of the Fund's investments may fluctuate, sometimes rapidly or unpredictably, as the stock and bond markets fluctuate. Market risk may affect a single issuer, industry, or sector of the economy, or it may affect the market as a whole.

**Leverage risk associated with financial instruments:** The use of financial instruments to increase potential returns, including derivatives used for investment (non-hedging) purposes, may cause the Fund to be more volatile than if it had not been leveraged. The use of leverage may also accelerate the velocity of losses and can result in losses to the Fund that exceed the amount originally invested.

**Derivatives risk:** The value of "derivatives"—so called because their value "derives" from the value of an underlying asset, reference rate or index—may rise or



fall more rapidly than other investments. It is possible for the Fund to lose more than the amount it invested in the derivative. The risks of investing in derivative instruments also include market risk, management risk, counterparty risk (which is the risk that a counterparty to a derivative contract is unable or unwilling to meet its financial obligations) and the risk that changes in the value of a derivative may not correlate perfectly with the underlying asset, rate, index or overall market securities. In addition, non-exchange traded derivatives may be subject to liquidity risk, credit risk and mispricing or valuation complexity. These derivatives risks are different from, and may be greater than, the risks associated with investing directly in securities and other instruments.

**Real estate securities and REITs risk:** The risk that the Fund's performance will be affected by adverse developments in the real estate industry. Real estate values may be affected by a variety of factors, including: local, national or global economic conditions; changes in zoning or other property-related laws; environmental regulations; interest rates; tax and insurance considerations; overbuilding; property taxes and operating expenses; or declining values in a neighborhood. Similarly, a REIT's performance depends on the types, values, locations and management of the properties it owns. In addition, a REIT may be more susceptible to adverse developments affecting a single project or market segment than a more diversified investment. Loss of status as a qualified REIT under the US federal tax laws could adversely affect the value of a particular REIT or the market for REITs as a whole.

**Management risk:** The risk that the investment strategies, techniques and risk analyses employed by the Advisor may not produce the desired results.

## Performance

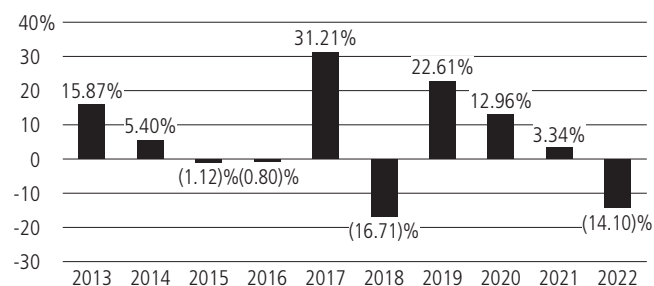
### Risk/return bar chart and table

The performance information that follows shows the Fund's performance information in a bar chart and an average annual total returns table. The information provides some indication of the risks of investing in the Fund by showing changes in the Fund's performance from year to year and by showing how the Fund's average annual total returns compare with those of a broad measure of market performance. The indices reflect no deduction for fees, expenses or taxes but are net of dividend tax withholding. The Fund's past performance (before and after taxes) is not necessarily an indication of how the Fund will perform in the future.

In October 2013, the Fund's investment strategies changed. The performance below for periods prior to that date is attributable to the Fund's performance before the strategy change. Updated performance for the Fund is available at [www.ubs.com/us/en/assetmanagement/funds/mutual-fund-performance](http://www.ubs.com/us/en/assetmanagement/funds/mutual-fund-performance).

After-tax returns are calculated using the historical highest individual federal marginal income tax rates and do not reflect the impact of state and local taxes. Actual after-tax returns depend on an investor's tax situation and may differ from those shown. In addition, the after-tax returns shown are not relevant to investors who hold Fund shares through tax-advantaged arrangements, such as 401(k) plans or individual retirement accounts. After-tax returns for other classes will vary from the Class P shares' after-tax returns shown.

### Total return (Class P)



Total return January 1 - September 30, 2023: 7.44%

Best quarter during calendar years shown—2Q 2020: 17.80%

Worst quarter during calendar years shown—1Q 2020: (22.64)%

### Average annual total returns (figures reflect sales charges) (for the periods ended December 31, 2022)

Class (inception date)	1 year	5 years	10 years
<b>Class A (6/30/97)</b>			
Return before taxes	(19.06)%	(0.91)%	4.03%
<b>Class P (8/31/93)</b>			
Return before taxes	(14.10)	0.47	4.87
Return after taxes on distributions	(16.51)	(0.67)	4.09
Return after taxes on distributions and sale of fund shares	(6.41)	0.52	3.97
<b>MSCI ACWI ex-US Index<sup>1</sup></b>	(16.00)	0.88	3.80
<b>MSCI World ex-US Index<sup>1</sup></b>	(14.29)	1.79	4.59

<sup>1</sup> Effective October 1, 2023, the MSCI World ex-US Index replaced MSCI ACWI ex-US Index as the Fund's benchmark because it more closely aligns with the Fund's investment strategy.

### Investment advisor

UBS Asset Management (Americas) Inc. serves as the investment advisor to the Fund.

### Portfolio managers

- Joseph Elegante, portfolio manager of the Fund since 2016.
- Adam Jokich, portfolio manager of the Fund since 2021.

### Purchase & sale of Fund shares

You may purchase, redeem or exchange shares of the Fund on any business day, which is any day the New York Stock Exchange is open for business. You may purchase, redeem or exchange Class A or P shares of the

Fund either through a financial advisor or directly from the Fund. In general, the minimum initial investment for Class A shares is \$1,000, and the minimum subsequent investment is \$100; and the minimum investment for Class P shares is \$2 million (\$1,000 for investors who are clients of wrap fee advisory programs (with a minimum subsequent investment of \$100)).

**Tax information**

The dividends and distributions you receive from the Fund are taxable and generally will be taxed as ordinary income, capital gains, or some combination of both, unless you are investing through a tax-advantaged arrangement, such as a 401(k) plan or an individual retirement account, in which case your distributions may

be taxed as ordinary income when withdrawn from the tax-advantaged account.

**Payments to broker-dealers and other financial intermediaries**

If you purchase the Fund through a broker-dealer or other financial intermediary (such as a bank), the Fund and its related companies may pay the intermediary for the sale of Fund shares and related services. These payments may create a conflict of interest by influencing the broker-dealer or other intermediary and your financial advisor to recommend the Fund over another investment. Ask your financial advisor or visit your financial intermediary's Web site for more information.

# UBS U.S. Small Cap Growth Fund Fund Summary

## Investment objective

The Fund seeks to provide long-term capital appreciation.

## Fees and expenses

These tables describe the fees and expenses that you may pay if you buy, hold, and sell shares of the Fund. You may qualify for a sales charge waiver or discount if you and your family invest, or agree to invest in the future, at least \$50,000 in the Fund. More information about these and other discounts and waivers, as well as eligibility requirements for each share class, is available from your financial advisor and in “Managing your fund account” beginning on page 112 of this prospectus and in “Reduced sales charges, additional purchase, exchange and redemption information and other services” beginning on page 95 of the Fund’s statement of additional information (“SAI”). In addition to the fees and expenses described below, you may also be required to pay commissions or other fees to your broker for transactions in Class P shares. Shares of the Fund are available in a class other than Class P that has different fees and expenses.

Different intermediaries and financial professionals may make available different sales charge waivers or discounts. These variations are described in Appendix A beginning on page A-1 of this prospectus.

## Shareholder fees *(fees paid directly from your investment)*

	Class A	Class P
Maximum front-end sales charge (load) imposed on purchases (as a % of offering price)	5.50%	None
Maximum contingent deferred sales charge (load) (CDSC) (as a % of purchase or sales price, whichever is less)	None <sup>1</sup>	None

## Annual fund operating expenses *(expenses that you pay each year as a percentage of the value of your investment)*

	Class A	Class P
Management fees	0.85%	0.85%
Distribution and/or service (12b-1) fees	0.25	None
Other expenses <sup>2,3</sup>	0.44	0.45
Total annual fund operating expenses	1.54	1.30
Less management fee waiver/expense reimbursements <sup>4</sup>	0.30	0.31
Total annual fund operating expenses after management fee waiver/expense reimbursements <sup>4</sup>	1.24	0.99

<sup>1</sup> Purchases of \$1 million or more that were not subject to a front-end sales charge are subject to a 1% CDSC if sold within one year of the purchase date.

<sup>2</sup> “Other expenses” include “Acquired fund fees and expenses,” which were less than 0.01% of the average net assets of the Fund.

<sup>3</sup> “Other expenses” do not reflect any extraordinary expenses incurred during the most recent fiscal year, such as the costs associated with a proxy statement of the Fund. Had these expenses been included, “Other expenses” would have been 0.45% for Class A and 0.46% for Class P.

<sup>4</sup> The Trust, with respect to the Fund, and UBS Asset Management (Americas) Inc., the Fund’s investment advisor and administrator (“UBS AM (Americas)” or the “Advisor”), have entered into a written agreement pursuant to which the Advisor has agreed to waive a portion of its management fees and/or to reimburse expenses (excluding expenses incurred through investment in other investment companies, interest, taxes, brokerage commissions, dividend expense and security loan fees for securities sold short and extraordinary expenses, such as proxy-related expenses) to the extent necessary so that the Fund’s ordinary operating expenses (excluding expenses incurred through investment in other investment companies, interest, taxes, brokerage commissions, dividend expense and security loan fees for securities sold short and extraordinary expenses, such as proxy-related expenses), through the period ending October 28, 2024, do not exceed 1.24% for Class A shares and 0.99% for Class P shares. Pursuant to the written agreement, the Advisor is entitled to be reimbursed for any fees it waives and expenses it reimburses to the extent such reimbursement can be made during the three years following the period during which such fee waivers and expense reimbursements were made, provided that the reimbursement of the Advisor by the Fund will not cause the Fund to exceed the lesser of any applicable expense limit that is in place for the Fund (i) at the time of the waiver or reimbursement or (ii) at the time of the recoupment. The fee waiver/expense reimbursement agreement may be terminated by the Fund’s Board of Trustees at any time and also will terminate automatically upon the expiration or termination of the Fund’s advisory contract with the Advisor. Upon termination of the fee waiver/expense reimbursement agreement, however, UBS AM (Americas)’s three year recoupment rights will survive.

### Example

This example is intended to help you compare the cost of investing in the Fund with the cost of investing in other mutual funds. The example assumes that you invest \$10,000 in the Fund for the time periods indicated and then sell all of your shares at the end of those periods unless otherwise stated. The example also assumes that your investment has a 5% return each year and that the Fund's operating expenses remain the same. The costs described in the example reflect the expenses of the Fund that would result from the contractual fee waiver and expense reimbursement agreement with the Advisor for the first year only. Although your actual costs may be higher or lower, based on these assumptions, your costs would be:

	1 year	3 years	5 years	10 years
Class A	\$669	\$982	\$1,316	\$2,260
Class P	101	382	683	1,541

### Portfolio turnover

The Fund pays transaction costs, such as commissions, when it buys and sells securities (or "turns over" its portfolio). A higher portfolio turnover rate may indicate higher transaction costs and may result in higher taxes when Fund shares are held in a taxable account. These costs, which are not reflected in annual fund operating expenses or in the example, affect the Fund's performance. During the most recent fiscal year, the Fund's portfolio turnover rate was 35% of the average value of its portfolio.

### Principal strategies

#### Principal investments

Under normal circumstances, the Fund invests at least 80% of its net assets (plus borrowings for investment purposes, if any) in equity securities of US small capitalization companies. Small capitalization companies are those companies within the range of the largest and smallest company in the Russell 2000 Index at the time of purchase. However, the Fund may invest a portion of its assets in securities outside of this range. Investments in equity securities may include, but are not limited to, common stock and preferred stock; equity securities of real estate investment trusts ("REITs"); and exchange-traded funds ("ETFs"). The Fund may invest up to 20% of its net assets in foreign securities.

The Fund may, but is not required to, use exchange-traded or over-the-counter ("OTC") derivative instruments for risk management purposes or as part of the Fund's investment strategies. Generally, derivatives are financial contracts whose value depends upon, or is derived from, the value of an underlying asset, reference rate, index or other market factor and may relate to stocks, bonds, interest rates, credit, currencies or currency exchange rates, commodities and related indexes.

The derivatives in which the Fund may invest include futures and forward currency agreements. These derivatives may be used for risk management purposes to manage or adjust the risk profile of the Fund. Futures on currencies and forward currency agreements may also be used to hedge against a specific currency. In addition, futures on indices may be used for investment (non-hedging) purposes to earn income; to enhance returns; to replace more traditional direct investments; or to obtain exposure to certain markets.

Under certain market conditions, the Fund may invest in companies at the time of their initial public offering ("IPO").

### Management process

In selecting securities, the Advisor seeks to invest in companies that possess dominant market positions or franchises, a major technological edge, or a unique competitive advantage. To this end, the Advisor considers earnings revision trends, positive stock price momentum and sales acceleration when selecting securities. The Fund may invest in emerging growth companies, which are companies that the Advisor expects to experience above-average earnings or cash flow growth or meaningful changes in underlying asset values.

The Fund is classified by UBS AM (Americas) as an "ESG-integrated" fund. The Fund's investment process integrates material sustainability and/or environmental, social and governance ("ESG") considerations into the research process for portfolio investments and portfolio holdings for which ESG data is available. Therefore, the Advisor does not assess every investment for ESG factors and, when it does, not every ESG factor may be identified or evaluated. ESG integration is driven by taking into account material sustainability and/or ESG risks which could impact investment returns, rather than being driven by specific ethical principles or norms. The analysis of material sustainability and/or ESG considerations can include many different aspects, including, for example, the carbon footprint, employee health and well-being, supply chain management, fair customer treatment and governance processes of a company. ESG considerations and weights considered may change over time. The Fund's portfolio managers may still invest in securities without respect to sustainability and/or ESG considerations or in securities which present sustainability and/or ESG risks, including where the portfolio managers believe the potential compensation outweighs the risks identified.

### Main risks

All investments carry a certain amount of risk, and the Fund cannot guarantee that it will achieve its investment objective. You may lose money by investing in the Fund. An investment in the Fund is not a deposit of a bank and is not insured or guaranteed by the Federal

Deposit Insurance Corporation or any other government agency. Below are some of the specific risks of investing in the Fund.

**Small- and mid-capitalization risk:** The risk that securities of smaller capitalization companies tend to be more volatile and less liquid than securities of larger capitalization companies. This can have a disproportionate effect on the market price of smaller capitalization companies and affect the Fund's ability to purchase or sell these securities. In general, smaller capitalization companies are more vulnerable than larger companies to adverse business or economic developments, and they may have more limited resources.

**Market risk:** The market value of the Fund's investments may fluctuate, sometimes rapidly or unpredictably, as the stock and bond markets fluctuate. Market risk may affect a single issuer, industry, or sector of the economy, or it may affect the market as a whole.

**Focus risk:** To the extent the Fund's investment strategy leads to sizable allocations to a particular market, sector or industry, the Fund may be more sensitive to any single economic, business, political, regulatory, or other event that occurs in that market, sector or industry. As a result, there may be more fluctuation in the price of the Fund's shares.

**IPOs risk:** The purchase of shares issued in IPOs may expose the Fund to the risks associated with issuers that have no operating history as public companies, as well as to the risks associated with the sectors of the market in which the issuer operates. The market for IPO shares may be volatile, and share prices of newly-public companies may fluctuate significantly over a short period of time.

**Foreign investing risk:** The value of the Fund's investments in foreign securities may fall due to adverse political, social and economic developments abroad and due to decreases in foreign currency values relative to the US dollar. Also, foreign securities are sometimes less liquid and more difficult to sell and to value than securities of US issuers.

**Real estate securities and REITs risk:** The risk that the Fund's performance will be affected by adverse developments in the real estate industry. Real estate values may be affected by a variety of factors, including: local, national or global economic conditions; changes in zoning or other property-related laws; environmental regulations; interest rates; tax and insurance considerations; overbuilding; property taxes and operating expenses; or declining values in a neighborhood. Similarly, a REIT's performance depends on the types, values, locations and management of the properties it owns. In addition, a REIT may be more susceptible to adverse developments affecting a single project or mar-

ket segment than a more diversified investment. Loss of status as a qualified REIT under the US federal tax laws could adversely affect the value of a particular REIT or the market for REITs as a whole.

**Investing in other funds risk:** The Fund's investment performance is affected by the investment performance of the underlying funds in which the Fund may invest, including ETFs. Through its investment in the underlying funds, the Fund is subject to the risks of the underlying funds' investments and their expenses. Risks of investing in ETFs include the possibility that an ETF may experience a lack of liquidity that can result in greater volatility than its underlying securities; an ETF may trade at a premium or discount to its net asset value; an ETF may not replicate exactly the performance of the benchmark index it seeks to track; trading an ETF's shares may be halted if the listing exchange's officials deem such action appropriate; and a passively managed ETF would not necessarily sell a security because the issuer of the security was in financial trouble unless the security is removed from the index that the ETF seeks to track.

**Leverage risk associated with financial instruments:** The use of financial instruments to increase potential returns, including derivatives used for investment (non-hedging) purposes, may cause the Fund to be more volatile than if it had not been leveraged. The use of leverage may also accelerate the velocity of losses and can result in losses to the Fund that exceed the amount originally invested.

**Derivatives risk:** The value of "derivatives"—so called because their value "derives" from the value of an underlying asset, reference rate or index—may rise or fall more rapidly than other investments. It is possible for the Fund to lose more than the amount it invested in the derivative. The risks of investing in derivative instruments also include market risk, management risk, counterparty risk (which is the risk that a counterparty to a derivative contract is unable or unwilling to meet its financial obligations) and the risk that changes in the value of a derivative may not correlate perfectly with the underlying asset, rate, index or overall market securities. In addition, non-exchange traded derivatives may be subject to liquidity risk, credit risk and mispricing or valuation complexity. These derivatives risks are different from, and may be greater than, the risks associated with investing directly in securities and other instruments.

**Management risk:** The risk that the investment strategies, techniques and risk analyses employed by the Advisor may not produce the desired results.

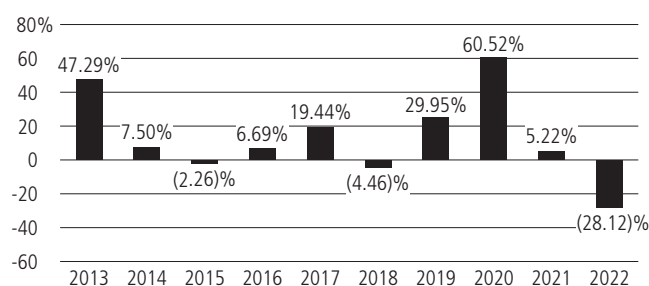
## **Performance Risk/return bar chart and table**

The performance information that follows shows the Fund's performance information in a bar chart and an average annual total returns table. The information pro-

vides some indication of the risks of investing in the Fund by showing changes in the Fund's performance from year to year and by showing how the Fund's average annual total returns compare with those of a broad measure of market performance. The index reflects no deduction for fees, expenses or taxes. The Fund's past performance (before and after taxes) is not necessarily an indication of how the Fund will perform in the future. Updated performance for the Fund is available at [www.ubs.com/us/en/assetmanagement/funds/mutual-fund-performance](http://www.ubs.com/us/en/assetmanagement/funds/mutual-fund-performance).

After-tax returns are calculated using the historical highest individual federal marginal income tax rates and do not reflect the impact of state and local taxes. Actual after-tax returns depend on an investor's tax situation and may differ from those shown. In addition, the after-tax returns shown are not relevant to investors who hold Fund shares through tax-advantaged arrangements, such as 401(k) plans or individual retirement accounts. After-tax returns for the other class will vary from the Class P shares' after-tax returns shown.

### Total return (Class P)



Total return January 1 - September 30, 2023: 0.86%  
 Best quarter during calendar years shown—2Q 2020: 41.31%  
 Worst quarter during calendar years shown—4Q 2018: (24.27)%

### Average annual total returns (figures reflect sales charges) (for the periods ended December 31, 2022)

Class (inception date)	1 year	5 years	10 years
<b>Class A</b> (12/31/98)			
Return before taxes	(32.25)%	7.06%	10.59%
<b>Class P</b> (9/30/97)			
Return before taxes	(28.12)	8.55	11.51
Return after taxes on distributions	(28.96)	5.40	8.30
Return after taxes on distributions and sale of fund shares	(16.06)	6.35	8.68
<b>Russell 2000 Growth Index</b>	(26.36)	3.51	9.20

### Investment advisor

UBS Asset Management (Americas) Inc. serves as the investment advisor to the Fund.

### Portfolio managers

- David Wabnik, portfolio manager of the Fund since its inception.
- Samuel Kim, portfolio manager of the Fund since 2011.

### Purchase & sale of Fund shares

You may purchase, redeem or exchange shares of the Fund on any business day, which is any day the New York Stock Exchange is open for business. You may purchase, redeem or exchange Class A or P shares of the Fund either through a financial advisor or directly from the Fund. In general, the minimum initial investment for Class A shares is \$1,000, and the minimum subsequent investment is \$100; and the minimum investment for Class P shares is \$2 million (\$1,000 for investors who are clients of wrap fee advisory programs (with a minimum subsequent investment of \$100)).

### Tax information

The dividends and distributions you receive from the Fund are taxable and generally will be taxed as ordinary income, capital gains, or some combination of both, unless you are investing through a tax advantaged arrangement, such as a 401(k) plan or an individual retirement account, in which case your distributions may be taxed as ordinary income when withdrawn from the tax-advantaged account.

### Payments to broker-dealers and other financial intermediaries

If you purchase the Fund through a broker-dealer or other financial intermediary (such as a bank), the Fund and its related companies may pay the intermediary for the sale of Fund shares and related services. These payments may create a conflict of interest by influencing the broker-dealer or other intermediary and your financial advisor to recommend the Fund over another investment. Ask your financial advisor or visit your financial intermediary's Web site for more information.

# UBS Multi Income Bond Fund Fund Summary

## Investment objective

The Fund seeks to maximize total return, consisting of capital appreciation and current income.

## Fees and expenses

These tables describe the fees and expenses that you may pay if you buy, hold, and sell shares of the Fund. You may qualify for a sales charge waiver or discount if you and your family invest, or agree to invest in the future, at least \$100,000 in the Fund. More information about these and other discounts and waivers, as well as eligibility requirements for each share class, is available from your financial advisor and in “Managing your fund account” beginning on page 112 of this prospectus and in “Reduced sales charges, additional purchase, exchange and redemption information and other services” beginning on page 95 of the Fund’s statement of additional information (“SAI”). In addition to the fees and expenses described below, you may also be required to pay commissions or other fees to your broker for transactions in Class P shares. Shares of the Fund are available in classes other than Class P that have different fees and expenses.

Different intermediaries and financial professionals may make available different sales charge waivers or discounts. These variations are described in Appendix A beginning on page A-1 of this prospectus.

## Shareholder fees *(fees paid directly from your investment)*

	Class A	Class P
Maximum front-end sales charge (load) imposed on purchases (as a % of offering price)	3.75%	None
Maximum contingent deferred sales charge (load) (CDSC) (as a % of purchase or sales price, whichever is less)	None <sup>1</sup>	None

## Annual fund operating expenses *(expenses that you pay each year as a percentage of the value of your investment)*

	Class A	Class P
Management fees	0.50%	0.50%
Distribution and/or service (12b-1) fees	0.25	None
Other expenses <sup>2,3</sup>	1.43	1.50
Total annual fund operating expenses	2.18	2.00
Less management fee waiver/expense reimbursements <sup>4</sup>	1.28	1.35
Total annual fund operating expenses after management fee waiver/expense reimbursements <sup>4</sup>	0.90	0.65

<sup>1</sup> Purchases of \$1 million or more that were not subject to a front-end sales charge are subject to a 1% CDSC if sold within one year of the purchase date.

<sup>2</sup> “Other expenses” include “Acquired fund fees and expenses,” which were less than 0.01% of the average net assets of the Fund.

<sup>3</sup> “Other expenses” do not reflect any extraordinary expenses incurred during the most recent fiscal year, such as the costs associated with a proxy statement of the Fund. Had these expenses been included, “Other expenses” would have been 1.47% for Class A shares and 1.54% for Class P shares.

<sup>4</sup> The Trust, with respect to the Fund, and UBS Asset Management (Americas) Inc., the Fund’s investment advisor and administrator (“UBS AM (Americas)” or the “Advisor”), have entered into a written agreement pursuant to which the Advisor has agreed to waive a portion of its management fees and/or to reimburse expenses (excluding expenses incurred through investment in other investment companies, interest, taxes, brokerage commissions, dividend expense and security loan fees for securities sold short, and extraordinary expenses, such as proxy-related expenses) to the extent necessary so that the Fund’s ordinary operating expenses (excluding expenses incurred through investment in other investment companies, interest, taxes, brokerage commissions, dividend expense and security loan fees for securities sold short, and extraordinary expenses, such as proxy-related expenses), through the period ending October 28, 2024, do not exceed 0.90% for Class A shares and 0.65% for Class P shares. Pursuant to the written agreement, the Advisor is entitled to be reimbursed for any fees it waives and expenses it reimburses to the extent such reimbursement can be made during the three years following the period during which such fee waivers and expense reimbursements were made, provided that the reimbursement of the Advisor by the Fund will not cause the Fund to exceed the lesser of any applicable expense limit that is in place for the Fund (i) at the time of the waiver or reimbursement or (ii) at the time of the recoupment. The fee waiver/expense reimbursement agreement may be terminated by the Fund’s Board of Trustees at any time and also will terminate automatically upon the expiration or termination of the Fund’s advisory contract with the Advisor. Upon termination of the fee waiver/expense reimbursement agreement, however, UBS AM (Americas)’s three year recoupment rights will survive.

### Example

This example is intended to help you compare the cost of investing in the Fund with the cost of investing in other mutual funds. The example assumes that you invest \$10,000 in the Fund for the time periods indicated and then sell all of your shares at the end of those periods unless otherwise stated. The example also assumes that your investment has a 5% return each year and that the Fund's operating expenses remain the same. The costs described in the example reflect the expenses of the Fund that would result from the contractual fee waiver and expense reimbursement agreement with the Advisor for the first year only. Although your actual costs may be higher or lower, based on these assumptions, your costs would be:

	1 year	3 years	5 years	10 years
<b>Class A</b>	\$463	\$913	\$1,388	\$2,697
<b>Class P</b>	66	496	953	2,218

### Portfolio turnover

The Fund pays transaction costs, such as mark-ups, when it buys and sells securities (or "turns over" its portfolio). A higher portfolio turnover rate may indicate higher transaction costs and may result in higher taxes when Fund shares are held in a taxable account. These costs, which are not reflected in annual fund operating expenses or in the example, affect the Fund's performance. During the most recent fiscal year, the Fund's portfolio turnover rate was 24% of the average value of its portfolio.

### Principal strategies

#### Principal investments

Under normal circumstances, the Fund invests at least 80% of its net assets (plus borrowings for investment purposes, if any) in bonds and/or instruments that provide exposure to bond markets.

For purposes of the Fund's 80% policy above, the Fund's investments in bonds include a variety of fixed income securities, which may include, but are not limited to, securities of the US government, its agencies and government-sponsored enterprises, securities guaranteed by the US government, securities issued by municipalities, corporate debt securities of US and non-US issuers, including convertible securities, obligations of non-US governments or their subdivisions, agencies and government-sponsored enterprises, obligations of international agencies or supranational entities, mortgage-backed (including commercial and residential mortgage-backed securities) and asset-backed securities, and other securitized and structured securities. The Fund may also invest in equity securities. Equity investments may include securities of companies of any capitalization size, however the Fund expects to invest primarily in large and mid-capitalization companies.

Under normal circumstances, the Fund will invest at least 50% of its net assets in securities that, at the time of purchase, are rated investment grade by an independent rating agency (or, if unrated, are deemed to be of comparable quality by the Advisor), but may invest up to 50% in securities rated below investment grade (also known as lower-rated or "junk bonds").

The Fund's investments in fixed income securities may have all types of interest rate payment and reset terms, including fixed rate, adjustable rate, and auction rate features. In addition, the fixed income securities purchased by the Fund may be denominated in any currency, have coupons payable in any currency and may be of any maturity or duration.

The Fund invests in the United States and abroad, including in China and other emerging markets, and may purchase securities issued by domestic and foreign issuers. However, the Fund expects to limit foreign currency exposure to 25% of its net assets. Furthermore, no more than 50% of the Fund's net assets may be invested in emerging markets securities. Depending on its assessment of market conditions, the Advisor may choose to allocate the Fund's assets in any combination among these types of investments or may choose not to invest in these types of investments.

The Fund may, but is not required to, use exchange-traded or over-the-counter ("OTC") derivative instruments for risk management purposes or as part of the Fund's investment strategies. Generally, derivatives are financial contracts whose value depends upon, or is derived from, the value of an underlying asset, reference rate, index or other market factor and may relate to stocks, bonds, interest rates, credit, currencies or currency exchange rates, commodities and related indexes. The derivatives in which the Fund may invest include options (including, options on futures, forwards and swap agreements), futures, forward agreements, swap agreements (including, interest rate, total return, currency, credit default and inflation swaps), credit-linked securities and structured investments. All of these derivatives may be used for risk management purposes, such as hedging against a specific security or currency, or to manage or adjust the risk profile of the Fund. In addition, all of the derivative instruments listed above may be used for investment (non-hedging) purposes to earn income; to enhance returns; to replace more traditional direct investments; to obtain exposure to certain markets; or to establish net short positions for individual sectors, markets, currencies or securities. The Fund may use options, futures, swap agreements, credit-linked securities and structured investments to adjust the Fund's portfolio duration.



The Fund may engage in active and frequent trading of portfolio securities to achieve its principal investment strategies.

### Management process

The Advisor's investment strategy is based on identifying compelling and attractive opportunities where the Advisor believes that the return profile sufficiently compensates for the risk of owning a position. The Advisor focuses on identifying relative value opportunities and discrepancies between observable market prices and the Advisor's own estimates of fundamental value across various maturities, sectors and issuers.

The investment process combines both a top-down and bottom-up dynamic approach to exploit diversified sources of alpha (that is, potential sources of return in excess of a base market rate). The Advisor makes active decisions related to top-down factors, including duration, yield curve, and sector positioning. After defining these parameters, portfolio managers and credit research analysts work in close collaboration to develop investment themes for industry overweights and underweights as well as to determine the portions of the credit curve that are most attractive. The team then works to select securities to build optimal portfolios using bottom-up research and analysis.

The Fund is classified by UBS AM (Americas) as an "ESG-integrated" fund. The Fund's investment process integrates material sustainability and/or environmental, social and governance ("ESG") considerations into the research process for portfolio investments and portfolio holdings for which ESG data is available. Therefore, the Advisor does not assess every investment for ESG factors and, when it does, not every ESG factor may be identified or evaluated. ESG integration is driven by taking into account material sustainability and/or ESG risks which could impact investment returns, rather than being driven by specific ethical principles or norms. The analysis of material sustainability and/or ESG considerations can include many different aspects, including, for example, the carbon footprint, employee health and well-being, supply chain management, fair customer treatment and governance processes of a company. ESG considerations and weights considered may change over time. The Fund's portfolio managers may still invest in securities without respect to sustainability and/or ESG considerations or in securities which present sustainability and/or ESG risks, including where the portfolio managers believe the potential compensation outweighs the risks identified.

### Main risks

All investments carry a certain amount of risk, and the Fund cannot guarantee that it will achieve its investment objective. You may lose money by investing in the Fund. An investment in the Fund is not a deposit of a bank and is not insured or guaranteed by the Federal

Deposit Insurance Corporation or any other government agency. Below are some of the specific risks of investing in the Fund.

**Interest rate risk:** An increase in prevailing interest rates typically causes the value of fixed income securities to fall. Changes in general economic conditions, inflation and interest rates will likely affect the value of longer-duration fixed income securities more than shorter-duration securities and higher quality securities more than lower quality securities. When interest rates are falling, some fixed income securities provide that the issuer may repay them earlier than the maturity date, and if this occurs the Fund may have to reinvest these repayments at lower interest rates. The Fund may face a heightened level of interest rate risk due to certain changes in general economic conditions, inflation and monetary policy, such as certain types of interest rate changes by the Federal Reserve.

Variable rate securities generally will not increase in market value if interest rates decline. Conversely, the market value may not decline when prevailing interest rates rise. Fixed rate debt securities generally are more sensitive to interest rate changes than variable rate securities.

**Credit risk:** The risk that the Fund could lose money if the issuer or guarantor of a fixed income security, or the counterparty to or guarantor of a derivative contract, is unable or unwilling to meet its financial obligations. This risk is likely greater for lower quality investments than for investments that are higher quality.

**Mortgage- and asset-backed securities risk:** The Fund may invest in mortgage- and asset-backed securities that are subject to prepayment or call risk, which is the risk that the borrower's payments may be received earlier or later than expected due to changes in prepayment rates on underlying loans. Faster prepayments often happen when interest rates are falling. As a result, the Fund may reinvest these early payments at lower interest rates, thereby reducing the Fund's income. Conversely, when interest rates rise, prepayments may happen more slowly, causing the security to lengthen in duration. Longer duration securities tend to be more volatile. Securities may be prepaid at a price less than the original purchase value. An unexpectedly high rate of defaults on the mortgages held by a mortgage pool may adversely affect the value of mortgage-backed securities and could result in losses to the Fund.

**Liquidity risk:** The risk that investments cannot be readily sold at the desired time or price, and the Fund may have to accept a lower price or may not be able to sell the security at all. An inability to sell securities can adversely affect the Fund's value or prevent the Fund from taking advantage of other investment opportunities. Liquid portfolio investments may become illiquid or less liquid after purchase by the Fund due to low trading

volume, adverse investor perceptions and/or other market developments. In recent years, the number and capacity of dealers that make markets in fixed income securities has decreased. Consequently, the decline in dealers engaging in market making trading activities may increase liquidity risk, which can be more pronounced in periods of market turmoil. Liquidity risk may be magnified in a rising interest rate environment or when investor redemptions from fixed income funds may be higher than normal, causing increased supply in the market due to selling activity. Liquidity risk includes the risk that the Fund will experience significant net redemptions at a time when it cannot find willing buyers for its portfolio securities or can only sell its portfolio securities at a material loss.

**High yield bond risk:** This is the risk that the issuer of bonds with ratings of Ba1 or lower by Moody's Investors Service, Inc. ("Moody's") or BB+ or lower by Standard & Poor's Financial Services LLC ("S&P") or Fitch Ratings, Inc. ("Fitch"), comparably rated by another nationally recognized statistical rating organization, or, if unrated, are determined to be of comparable quality by the Advisor, will default or otherwise be unable to honor a financial obligation (also known as lower-rated or "junk bonds"). These securities are considered to be predominately speculative with respect to an issuer's capacity to pay interest and repay principal in accordance with the terms of the obligations. Lower-rated bonds are more likely to be subject to an issuer's default or downgrade than investment grade (higher quality) bonds.

**Foreign investing risk:** The value of the Fund's investments in foreign securities may fall due to adverse political, social and economic developments abroad and due to decreases in foreign currency values relative to the US dollar. Investments in foreign government bonds involve special risks because the Fund may have limited legal recourse in the event of default. Also, foreign securities are sometimes less liquid and more difficult to sell and to value than securities of US issuers. These risks are greater for investments in emerging market issuers.

**Emerging market risk:** There are additional risks inherent in investing in less developed countries that are applicable to the Fund. Compared to the United States and other developed countries, investments in emerging market issuers may decline in value because of unfavorable foreign government actions, greater risks of political instability or the absence of accurate information about emerging market issuers. Further, emerging countries may have economies based on only a few industries and securities markets that trade only a small number of securities and employ settlement procedures different from those used in the United States. Prices on these exchanges tend to be volatile and, in the past, securities in these countries have offered greater potential for gain (as well as loss) than securities of companies located in developed countries. Issuers may not be subject to uniform accounting, auditing and financial

reporting standards and there may be less publicly available financial and other information about such issuers, comparable to US issuers. Further, investments by foreign investors are subject to a variety of restrictions in many emerging countries. Countries such as those in which the Fund may invest may experience high rates of inflation or deflation, high interest rates, exchange rate fluctuations or currency depreciation, large amounts of external debt, balance of payments and trade difficulties and extreme poverty and unemployment.

**China risk:** There are special risks associated with investments in China (including Chinese companies listed on US and Hong Kong exchanges), Hong Kong and Taiwan, including exposure to currency fluctuations, less liquidity, expropriation, confiscatory taxation, nationalization and exchange control regulations (including currency blockage). Inflation and rapid fluctuations in inflation and interest rates have had, and may continue to have, negative effects on the economy and securities markets of China, Hong Kong and Taiwan. In addition, investments in Taiwan and Hong Kong could be adversely affected by their respective political and economic relationship with China. China, Hong Kong and Taiwan are deemed by the investment manager to be emerging markets countries, which means an investment in these countries has more heightened risks than general foreign investing due to a lack of established legal, political, business and social frameworks and accounting standards or auditor oversight in these countries to support securities markets as well as the possibility for more widespread corruption and fraud.

The Fund may invest in bonds issued by the People's Republic of China ("PRC") and certain other PRC-based entities which trade on the China interbank bond market ("CIBM") through the CIBM Direct Access Program or the China—Hong Kong Bond Connect program (the "Bond Connect Program"). The CIBM Direct Access Program and the Bond Connect Program may be subject to further interpretation and guidance and future developments may restrict or otherwise affect the Fund's investments or returns. There can be no assurance that the CIBM Direct Access Program will not be restricted, suspended or abolished. If such event occurs, the Fund's ability to invest in the CIBM through the CIBM Direct Access Program will be adversely affected, and if the Fund is unable to adequately access the CIBM through other means, the Fund's ability to achieve its investment objective will be adversely affected. There also can be no assurance that further regulations will not affect the availability of securities in the Bond Connect Program, the frequency of redemptions or other limitations. Further, the necessary trading, settlement and information technology systems for the Bond Connect Program may not function properly, causing the Bond Connect Program to be disrupted. In addition, the application and interpretation of the laws and regulations of Hong Kong, the PRC, and the People's Bank of China and the rules, policies or guidelines published or applied by rele-

vant regulators and exchanges in respect of the CIBM Direct Access Program and Bond Connect Program are uncertain, and they may have an adverse effect on the Fund's performance.

Additionally, emerging market countries, such as China, may subject the Fund's investments to a number of tax rules, and the application of many of those rules may be uncertain. Changes in applicable Chinese tax law could reduce the after-tax profits of the Fund, directly or indirectly, including by reducing the after-tax profits of companies in China in which the Fund invests. Uncertainties in Chinese tax rules could result in unexpected tax liabilities for the Fund.

**Portfolio turnover risk:** High portfolio turnover from frequent trading will increase the Fund's transaction costs and may increase the portion of the Fund's capital gains that are realized for tax purposes in any given year. The Fund does not restrict the frequency of trading in order to limit expenses or the tax effect that its distributions may have on shareholders.

**Market risk:** The risk that the market value of the Fund's investments may fluctuate, sometimes rapidly or unpredictably, as the stock and bond markets fluctuate. Market risk may affect a single issuer, industry, or sector of the economy, or it may affect the market as a whole.

**Leverage risk associated with financial instruments:** The use of financial instruments to increase potential returns, including derivatives used for investment (non-hedging) purposes, may cause the Fund to be more volatile than if it had not been leveraged. The use of leverage may also accelerate the velocity of losses and can result in losses to the Fund that exceed the amount originally invested.

**Derivatives risk:** The value of "derivatives"—so called because their value "derives" from the value of an underlying asset, reference rate or index—may rise or fall more rapidly than other investments. It is possible for the Fund to lose more than the amount it invested in the derivative. The risks of investing in derivative instruments also include market risk, management risk, counterparty risk (which is the risk that a counterparty to a derivative contract is unable or unwilling to meet its financial obligations) and the risk that changes in the value of a derivative may not correlate perfectly with the underlying asset, rate, index or overall market securities. Derivatives relating to fixed income markets are especially susceptible to interest rate risk and credit risk. In addition, many types of swaps and other non-exchange traded derivatives may be subject to liquidity risk, credit risk and mispricing or valuation complexity. These derivatives risks are different from, and may be greater than, the risks associated with investing directly in securities and other instruments.

**Preferred stock risk:** Preferred stocks in which the Fund may invest are sensitive to interest rate changes. The rights of preferred stocks on the distribution of a company's assets in the event of a liquidation are generally subordinate to the rights associated with a company's debt securities.

**Municipal securities risk:** Municipal securities are subject to interest rate, credit, illiquidity, market and political risks. The ability of a municipal issuer to make payments and the value of municipal securities can be affected by uncertainties in the municipal securities market. Such uncertainties could cause increased volatility in the municipal securities market and could negatively impact the fund's net asset value and/or the distributions paid by the fund. Municipal bonds secured by revenues from public housing authorities may be subject to additional uncertainties relating to the possibility that proceeds may exceed supply of available mortgages to be purchased by public housing authorities, resulting in early retirement of bonds, or that homeowner repayments will create an irregular cash flow. Municipalities continue to experience difficulties in the current economic and political environment.

**Sovereign debt risk:** Investment in sovereign debt involves special risks, including the risk that the issuer of the debt or the governmental authorities that control the repayment of the debt may be unable or unwilling to repay principal and/or interest when due in accordance with the terms of such debt, and the Fund may have limited legal recourse in the event of a default.

**US Government securities risk:** There are different types of US government securities with different levels of credit risk, including the risk of default, depending on the nature of the particular government support for that security. For example, a US government-sponsored entity, although chartered or sponsored by an Act of Congress, may issue securities that are neither insured nor guaranteed by the US Treasury and are therefore riskier than those that are.

**Management risk:** The risk that the investment strategies, techniques and risk analyses employed by the Advisor may not produce the desired results.

## **Performance Risk/return bar chart and table**

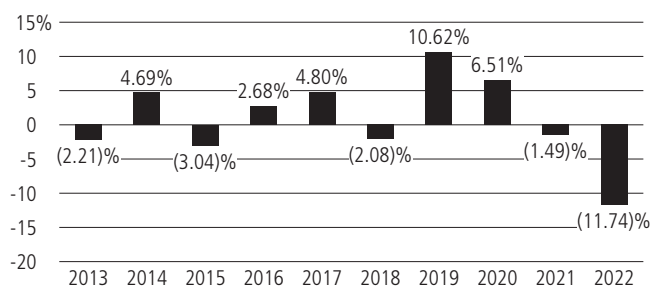
The Fund's Class P shares acquired the assets and liabilities of Fort Dearborn Income Securities, Inc., a closed-end fund (the "Predecessor Fund"), prior to the opening of business on May 23, 2016 (the "Reorganization"). The Predecessor Fund was also managed by the Advisor, and, prior to June 13, 2022, the day-to-day management of, and investment decisions for, the Fund and the Predecessor Fund were made by the same portfolio management team. The Predecessor Fund and the Fund have substantially similar investment objectives and, prior to June 13, 2022, had substantially similar strategies. Therefore, the information shown below for Class P

shares reflects the historical performance of the Predecessor Fund for periods prior to the Reorganization.

The performance information that follows shows the Fund's performance information in a bar chart and an average annual total returns table. The bar chart and average annual total returns table show the performance of the Predecessor Fund's performance adopted by the Class P shares of the Fund for periods prior to the Reorganization. The information provides some indication of the risks of investing in the Fund by showing changes in the Fund's performance from year to year and by showing how the Fund's average annual total returns compare with those of a broad measure of market performance. The performance information shown for periods prior to the Reorganization is for the Predecessor Fund and may not be representative of performance of the Fund. In June 2022, the Fund's investment strategies changed. The performance below for periods prior to that date is attributable to the Fund's performance before the strategy change. The index reflects no deduction for fees, expenses or taxes. The Fund's past performance (before and after taxes) is not necessarily an indication of how the Fund will perform in the future. Updated performance for the Fund is available at [www.ubs.com/us/en/assetmanagement/funds/mutual-fund-performance](http://www.ubs.com/us/en/assetmanagement/funds/mutual-fund-performance).

After-tax returns are calculated using the historical highest individual federal marginal income tax rates and do not reflect the impact of state and local taxes. Actual after-tax returns depend on an investor's tax situation and may differ from those shown. In addition, the after-tax returns shown are not relevant to investors who hold Fund shares through tax-advantaged arrangements, such as 401(k) plans or individual retirement accounts. After-tax returns for the other classes will vary from the Class P shares' after-tax returns shown.

### Total return (Class P)



Total return January 1 - September 30, 2023: 0.18%  
 Best quarter during calendar years shown—2Q 2020: 4.78%  
 Worst quarter during calendar years shown—2Q 2022: (7.69)%

### Average annual total returns (figures reflect sales charges) (for the periods ended December 31, 2022)

Class (inception date)	1 year	5 years	10 years	Life of class
<b>Class A</b> (09/29/16)				
Return before taxes	(15.26)%	(0.96)%	N/A	(0.54)%
<b>Class P</b> (12/19/72)				
Return before taxes	(11.74)	0.06	0.69%	N/A
Return after taxes on distributions	(12.73)	(0.97)	(0.62)	N/A
Return after taxes on distributions and sale of fund shares	(6.94)	(0.36)	(0.01)	N/A
<b>Bloomberg US Aggregate Bond Index</b>	(13.01)	0.02	1.06	*

\* Average annual total returns for the Bloomberg US Aggregate Bond Index for the life of Class A were 0.05%.

### Investment advisor

UBS Asset Management (Americas) Inc. serves as the investment advisor to the Fund.

### Portfolio managers

- Scott E. Dolan, portfolio manager of the Predecessor Fund since 2012 and of the Fund since its inception.
- Branimir Petranovic, portfolio manager of the Fund since 2018.
- Jeffrey Haleen, portfolio manager of the Fund since 2018.
- David Kim, portfolio manager of the Fund since 2022

### Purchase & sale of Fund shares

You may purchase, redeem or exchange shares of the Fund on any business day, which is any day the New York Stock Exchange ("NYSE") is open for business. You may purchase, redeem or exchange Class A or P shares of the Fund either through a financial advisor or directly from the Fund. In general, the minimum initial investment for Class A shares is \$1,000, and the minimum subsequent investment is \$100; and the minimum investment for Class P shares is \$2 million (\$1,000 for investors who are clients of wrap fee advisory programs (with a minimum subsequent investment of \$100)).

### Tax information

The dividends and distributions you receive from the Fund are taxable and generally will be taxed as ordinary income, capital gains, or some combination of both, unless you are investing through a tax-advantaged arrangement, such as a 401(k) plan or an individual retirement account, in which case your distributions may be taxed as ordinary income when withdrawn from the tax-advantaged account.

**Payments to broker-dealers and other financial intermediaries**

If you purchase the Fund through a broker-dealer or other financial intermediary (such as a bank), the Fund and its related companies may pay the intermediary for the sale of Fund shares and related services. These pay-

ments may create a conflict of interest by influencing the broker-dealer or other intermediary and your financial advisor to recommend the Fund over another investment. Ask your financial advisor or visit your financial intermediary's website for more information.

# UBS Sustainable Development Bank Bond Fund

## Fund Summary

### Investment objective

The Fund seeks current income.

### Fees and expenses

These tables describe the fees and expenses that you may pay if you buy, hold, and sell shares of the Fund. Information about eligibility requirements for each share class is available from your financial advisor and in “Managing your fund account” beginning on page 112 of this prospectus. In addition to the fees and expenses described below, you may also be required to pay commissions or other fees to your broker for transactions in Class P shares. Shares of the Fund are available in classes other than Class P that have different fees and expenses.

#### Shareholder fees *(fees paid directly from your investment)*

	Class A	Class P
Maximum front-end sales charge (load) imposed on purchases (as a % of offering price)	None	None
Maximum contingent deferred sales charge (load) (CDSC) (as a % of purchase or sales price, whichever is less)	None <sup>1</sup>	None

#### Annual fund operating expenses *(expenses that you pay each year as a percentage of the value of your investment)*

	Class A	Class P
Management fees	0.15%	0.15%
Distribution and/or service (12b-1) fees	0.10	None
Other expenses <sup>2,3</sup>	0.51	0.51
Total annual fund operating expenses	0.76	0.66
Less management fee waiver/expense reimbursements <sup>4</sup>	0.41	0.41
Total annual fund operating expenses after management fee waiver/expense reimbursements <sup>4</sup>	0.35	0.25

<sup>1</sup> Shares of the Fund acquired through the exchange of shares of another Family Fund (“Family Funds” include PACE<sup>®</sup> Select funds, series of The UBS Funds and other funds for which UBS AM (US) serves as principal underwriter) may be subject to a deferred sales charge if you later sell the Fund shares acquired in the exchange, based on the terms of the shares of the Family Fund you originally held.

<sup>2</sup> “Other expenses” for Class A are based on estimates for the current fiscal year. “Other expenses” include “Acquired fund fees and expenses,” which were less than 0.01% of the average net assets of the Fund.

<sup>3</sup> “Other expenses” do not reflect any extraordinary expenses incurred during the most recent fiscal year, such as the costs associated with a proxy statement of the Fund. Had these expenses been included, “Other expenses” would have been 0.53%.

<sup>4</sup> The Trust, with respect to the Fund, and UBS Asset Management (Americas) Inc., the Fund’s investment advisor and administrator (“UBS AM (Americas)” or the “Advisor”), have entered into a written agreement pursuant to which the Advisor has agreed to waive a portion of its management fees and/or to reimburse expenses (excluding expenses incurred through investment in other investment companies, interest, taxes, brokerage commissions, dividend expense and security loan fees for securities sold short and extraordinary expenses, such as proxy-related expenses) to the extent necessary so that the Fund’s ordinary operating expenses (excluding expenses incurred through investment in other investment companies, interest, taxes, brokerage commissions, dividend expense and security loan fees for securities sold short and extraordinary expenses, such as proxy-related expenses), through the period ending October 28, 2024, do not exceed 0.35% for Class A shares and 0.25% for Class P shares. Pursuant to the written agreement, the Advisor is entitled to be reimbursed for any fees it waives and expenses it reimburses to the extent such reimbursement can be made during the three years following the period during which such fee waivers and expense reimbursements were made, provided that the reimbursement of the Advisor by the Fund will not cause the Fund to exceed the lesser of any applicable expense limit that is in place for the Fund (i) at the time of the waiver or reimbursement or (ii) at the time of the recoupment. The fee waiver/expense reimbursement agreement may be terminated by the Fund’s Board of Trustees at any time and also will terminate automatically upon the expiration or termination of the Fund’s advisory contract with the Advisor. Upon termination of the fee waiver/expense reimbursement agreement, however, UBS AM (Americas)’s three year recoupment rights will survive.

### Example

This example is intended to help you compare the cost of investing in the Fund with the cost of investing in other mutual funds. The example assumes that you invest \$10,000 in the Fund for the time periods indicated and then sell all of your shares at the end of those periods unless otherwise stated. The example also assumes that your investment has a 5% return each year and that the Fund’s operating expenses remain the same. The costs described in the example reflect the expenses of the Fund that would result from the contractual fee waiver and expense reimbursement agreement with the Advisor for the first year only. Although your actual costs may be higher or lower, based on these assumptions, your costs would be:

	1 year	3 years	5 years	10 years
Class A	\$36	\$202	\$382	\$904
Class P	26	170	327	784

### Portfolio turnover

The Fund pays transaction costs, such as commissions, when it buys and sells securities (or “turns over” its portfolio). A higher portfolio turnover rate may indicate higher transaction costs and may result in higher taxes when Fund shares are held in a taxable account. These costs, which are not reflected in annual fund operating expenses or in the example, affect the Fund’s performance. During the most recent fiscal year, the Fund’s portfolio turnover rate was 22% of the average value of its portfolio.

### Principal strategies

#### Principal investments

Under normal circumstances, the Fund invests at least 80% of its net assets (plus borrowings for investment purposes, if any) in bonds and/or instruments that provide exposure to bonds issued by development banks. Development banks are financial organizations formed by government entities to promote economic and social development. The Fund invests in multilateral development bank bonds but may also invest in regional or national development bank obligations. The Fund’s investment in obligations issued by the International Bank for Reconstruction and Development and the Inter-American Development Bank may be significant, but the Fund normally will not invest more than 25% of its net assets in either issuer.

Under normal circumstances, the Fund will invest in securities that, at the time of purchase, possess a minimum rating of A3 by Moody’s Investors Service, Inc. (“Moody’s”) or A- by Standard & Poor’s Financial Services LLC (“S&P”) or Fitch Ratings, Inc. (“Fitch”), comparably rated by another nationally recognized statistical rating organization, or, if unrated, are determined by the Advisor to be of comparable quality.

The Fund’s investments in fixed income securities may have all types of interest rate payment and reset terms. The Fund generally invests only in US dollar-denominated securities.

The Fund may, but is not required to, engage in derivatives transactions. Derivatives instruments such as futures may be used for risk management purposes to hedge against a specific security or for investment (non-hedging) purposes to earn income or adjust portfolio duration. The Fund does not seek to use derivatives extensively.

The Fund may invest in exchange-traded funds (“ETFs”) to gain exposure to certain asset classes.

The Fund is a non-diversified fund, which means that the Fund may invest more of its assets in a smaller number of issuers than a diversified investment company.

### Management process

The Advisor seeks to invest in bonds issued by development banks. The Advisor constructs the portfolio consisting of multilateral and regional development banks. The Advisor focuses primarily on bonds issued by multilateral development banks which may include, but are not limited to, the International Bank for Reconstruction and Development and other member institutions of the World Bank Group, the Inter-American Development Bank, the Asian Development Bank, the African Development Bank, and the European Bank for Reconstruction and Development. Development banks are formed by their member states with the objective to provide financial and technical assistance to improve overall living standards through sustainable economic development and growth. While each development bank has a distinct focus, development banks generally use their capital for projects that seek to improve the state of the developing world, promote sustainable growth and raise living standards.

The Advisor selects investments for the Fund based on available supply and liquidity parameters (including, for example, such factors as evaluating amounts outstanding, available dealer inventory, and volumes traded in the secondary market) utilizing a stratified sampling approach (investing in a representative cross-section of the investment universe) to optimize tracking error and minimize transaction cost. The Fund will be managed relative to a composite index, which is a blend of two market indexes designed to measure the performance of the US dollar denominated multilateral development bank bond market. The Fund does not seek to directly replicate the index. The Fund’s composite index is the Solactive Global Multilateral Development Bank Bond USD 40% 1-5 Year 60% 5-10 Year Total Return Index. (The Fund reserves the right in its discretion to change the index). The Fund’s development bank bond investments may include issuers that are not part of the composite index. The Fund will seek to maintain a concentrated portfolio of development bank bonds emphasizing multilateral development banks. The portfolio management team will select the bonds in the market that meet their selection criteria with intention to provide similar risk/return characteristics as the broader development bank bond market.

The Fund may engage in active trading to adjust the portfolio in response to investor activity and to rebalance the portfolio as new development bank issuers come to the market and existing issuers enter the index or mature.

## **Main risks**

All investments carry a certain amount of risk, and the Fund cannot guarantee that it will achieve its investment objective. You may lose money by investing in the Fund. An investment in the Fund is not a deposit of a bank and is not insured or guaranteed by the Federal Deposit Insurance Corporation or any other government agency. Below are some of the specific risks of investing in the Fund.

**Risks of development bank bonds:** The value of the Fund's investments in bonds issued by development banks may fall due to adverse financial market developments in the United States and abroad. Borrowers from development banks include foreign countries, which may include emerging market countries, and borrowers of specific development banks also include the private sector with or without government guarantee.

Therefore, negative economic, social and political developments could affect the ability of a borrower to repay its loan to the development bank and thus affect its financial condition. In addition, investments in such development bank bonds may involve special risks because the Fund may have limited legal recourse in the event of default. Also, development bank bonds may sometimes be less liquid and more difficult to sell and to value than high-quality securities of US issuers. Bonds issued by a development bank are backed by the shareholders of the development bank. The development bank may be supported via various mechanisms, including preferred creditor status, equity injections by its shareholders and callable capital, even though the latter may have never been tested with respect to an issuer. Changes in the shareholder structure of a development bank or changes in the strength of the support by its shareholders could affect the credit rating and thus the value of the bonds issued by the development bank.

**Interest rate risk:** An increase in prevailing interest rates typically causes the value of fixed income securities to fall. Changes in interest rates will likely affect the value of longer-duration fixed income securities more than shorter-duration securities and higher quality securities more than lower quality securities. When interest rates are falling, some fixed income securities provide that the issuer may repay them earlier than the maturity date, and if this occurs the Fund may have to reinvest these repayments at lower interest rates. The Fund may face a heightened level of interest rate risk due to certain changes in general economic conditions, inflation and monetary policy, such as certain types of interest rate changes by the Federal Reserve.

**Concentration risk:** The Fund concentrates investments in the bonds of development banks. The risk is that if the Fund has most of its investments in a single industry, its portfolio will be more susceptible to factors adversely affecting that industry than would a more diverse portfolio of securities.

**Credit risk:** The risk that the Fund could lose money if the issuer or guarantor of a fixed income security, or the counterparty to or guarantor of a derivative contract, is unable or unwilling to meet its financial obligations. This risk is likely greater for lower quality investments than for investments that are higher quality.

**Liquidity risk:** The risk that investments cannot be readily sold at the desired time or price, and the Fund may have to accept a lower price or may not be able to sell the security at all. An inability to sell securities can adversely affect the Fund's value or prevent the Fund from taking advantage of other investment opportunities. Liquid portfolio investments may become illiquid or less liquid after purchase by the Fund due to low trading volume, adverse investor perceptions and/or other market developments. In recent years, the number and capacity of dealers that make markets in fixed income securities has decreased. Consequently, the decline in dealers engaging in market making trading activities may increase liquidity risk, which can be more pronounced in periods of market turmoil. Liquidity risk may be magnified in a rising interest rate environment or when investor redemptions from fixed income funds may be higher than normal, causing increased supply in the market due to selling activity. Liquidity risk includes the risk that the Fund will experience significant net redemptions at a time when it cannot find willing buyers for its portfolio securities or can only sell its portfolio securities at a material loss.

**Non-diversification risk:** The Fund is a non-diversified investment company, which means that the Fund may invest more of its assets in a smaller number of issuers than a diversified investment company. As a non-diversified fund, the Fund's share price may be more volatile, and the Fund has a greater potential to realize losses upon the occurrence of adverse events affecting a particular issuer.

**Portfolio turnover risk:** High portfolio turnover from frequent trading will increase the Fund's transaction costs and may increase the portion of the Fund's capital gains that are realized for tax purposes in any given year. The Fund does not restrict the frequency of trading in order to limit expenses or the tax effect that its distributions may have on shareholders.

**Market risk:** The market value of the Fund's investments may fluctuate, sometimes rapidly or unpredictably, as the stock and bond markets fluctuate. Market risk may affect a single issuer, industry, or sector of the economy, or it may affect the market as a whole.

**Leverage risk associated with financial instruments:** The use of financial instruments to increase potential returns, including derivatives used for investment (non-hedging) purposes, may cause the Fund to be more volatile than if it had not been leveraged. The



use of leverage may also accelerate the velocity of losses and can result in losses to the Fund that exceed the amount originally invested.

**Derivatives risk:** The value of “derivatives”—so called because their value “derives” from the value of an underlying asset, reference rate or index—may rise or fall more rapidly than other investments. It is possible for the Fund to lose more than the amount it invested in the derivative. The risks of investing in derivative instruments also include market risk, management risk, counterparty risk (which is the risk that a counterparty to a derivative contract is unable or unwilling to meet its financial obligations) and the risk that changes in the value of a derivative may not correlate perfectly with the underlying asset, rate, index or overall market security. Derivatives relating to fixed income markets are especially susceptible to interest rate risk and credit risk. These derivatives risks are different from, and may be greater than, the risks associated with investing directly in securities and other instruments.

**Investing in other funds risk:** The Fund’s investment performance is affected by the investment performance of the underlying funds in which the Fund may invest, including ETFs. Through its investment in the underlying funds, the Fund is subject to the risks of the underlying funds’ investments and their expenses. Risks of investing in ETFs include the possibility that an ETF may experience a lack of liquidity that can result in greater volatility than its underlying securities; an ETF may trade at a premium or discount to its net asset value; an ETF may not replicate exactly the performance of the benchmark index it seeks to track; trading an ETF’s shares may be halted if the listing exchange’s officials deem such action appropriate; and a passively managed ETF would not necessarily sell a security because the issuer of the security was in financial trouble unless the security is removed from the index that the ETF seeks to track.

**Management risk:** The risk that the investment strategies, techniques and risk analyses employed by the Advisor may not produce the desired results.

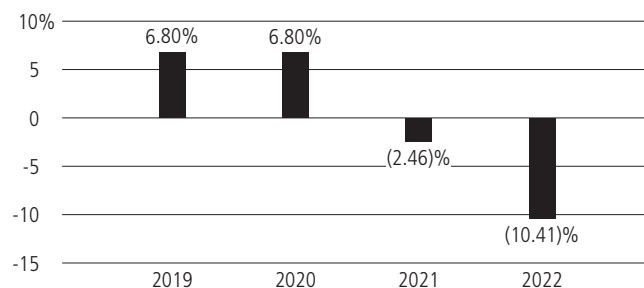
**Performance**

The performance information that follows shows the Fund’s performance information in a bar chart and an average annual total returns table. There is no performance information quoted for the Class A shares of the Fund as the Class A shares have not completed a full calendar year of operations as of the date of this prospectus. Returns for Class A shares will differ from the Class P shares to the extent that the Class A shares are subject to shareholder services fees and/or distribution fees.

The information provides some indication of the risks of investing in the Fund by showing the Fund’s performance from year to year and by showing how the Fund’s average annual total returns compare with those of a broad measure of market performance. The Bloomberg U.S. Treasury Index shows how the Fund’s performance compares to an index that is designed to measure US dollar-denominated, fixed-rate, nominal debt issued by the US Treasury. The Solactive Global Multilateral Development Bank Bond USD 40% 1-5 Year 60% 5-10 Year Total Return Index is a composite index, constructed from a blend of two market indexes designed to measure the performance of the US dollar-denominated multilateral development bank bond market. Indices reflect no deduction for fees, expenses or taxes. The Fund’s past performance (before and after taxes) is not necessarily an indication of how the Fund will perform in the future. Updated performance for the Fund is available at [www.ubs.com/us/en/assetmanagement/funds/mutual-fund-performance](http://www.ubs.com/us/en/assetmanagement/funds/mutual-fund-performance).

After-tax returns are calculated using the historical highest individual federal marginal income tax rates and do not reflect the impact of state and local taxes. Actual after-tax returns depend on an investor’s tax situation and may differ from those shown. In addition, the after-tax returns shown are not relevant to investors who hold Fund shares through tax-advantaged arrangements, such as 401(k) plans or individual retirement accounts. After-tax returns for other classes will vary from the Class P shares’ after-tax returns shown.

**Total return (Class P)\***



\* 2019 is the Fund’s first full year of operations.  
 Total return January 1 - September 30, 2023: (0.20)%  
 Best quarter during calendar years shown—1Q 2020: 5.50%  
 Worst quarter during calendar years shown—1Q 2022: (5.12)%

**Average annual total returns** (for the periods ended December 31, 2022)

<b>Class (inception date)</b>	<b>1 year</b>	<b>Life of class</b>
<b>Class P</b> (10/24/18)		
Return before taxes	(10.41)%	0.44%
Return after taxes on distributions	(10.92)	(0.45)
Return after taxes on distributions and sale of fund shares	(6.15)	0.03
<b>Bloomberg U.S. Treasury Index</b> (reflects no deduction for fees, expenses or taxes)	(12.46)	0.36
<b>Solactive Global Multilateral Development Bank Bond USD 40% 1-5 Year 60% 5-10 Year Total Return Index</b> (reflects no deduction for fees, expenses or taxes)	(10.20)	0.70

**Investment advisor**

UBS Asset Management (Americas) Inc. serves as the investment advisor to the Fund.

**Portfolio manager**

- Matthias Dettwiler, portfolio manager of the Fund since its inception.
- Marco Bontognali, portfolio manager of the Fund since 2022.

**Purchase & sale of Fund shares**

You may purchase, redeem or exchange shares of the Fund on any business day, which is any day the New York Stock Exchange is open for business. You may purchase, redeem or exchange Class A and P shares of the

Fund either through a financial advisor or directly from the Fund. In general, the minimum initial investment for Class A shares is \$1,000, and the minimum subsequent investment is \$100; and the minimum investment for Class P shares is \$2 million (\$1,000 for investors who are clients of wrap fee advisory programs (with a minimum subsequent investment of \$100)).

**Tax information**

The dividends and distributions you receive from the Fund are taxable and generally will be taxed as ordinary income, capital gains, or some combination of both, unless you are investing through a tax-advantaged arrangement, such as a 401(k) plan or an individual retirement account, in which case your distributions may be taxed as ordinary income when withdrawn from the tax-advantaged account.

**Payments to broker-dealers and other financial intermediaries**

If you purchase the Fund through a broker-dealer or other financial intermediary (such as a bank), the Fund and its related companies may pay the intermediary for the sale of Fund shares and related services. These payments may create a conflict of interest by influencing the broker-dealer or other intermediary and your financial advisor to recommend the Fund over another investment. Ask your financial advisor or visit your financial intermediary's Web site for more information.

# More information about the funds—UBS All China Equity Fund

## Investment objective, strategies, securities selection and risks

### Fund objective

The Fund seeks to maximize capital appreciation.

The Fund's investment objective is "non-fundamental." This means that it may be changed by the Fund's Board of Trustees without shareholder approval.

### Principal investment strategies

The Advisor seeks to achieve the Fund's investment objective by investing, under normal circumstances, at least 80% of the Fund's net assets (plus borrowings for investment purposes, if any) in a portfolio of equity securities of companies economically tied to China, and in other instruments that have economic characteristics similar to such securities. For this purpose, China includes the PRC and Hong Kong. A security will be considered to be economically tied to China if it: (i) is issued or guaranteed by a government of China or any of its agencies, political subdivisions or instrumentalities; (ii) has its primary trading market in China; (iii) is issued by an entity organized under the laws of, derives at least 50% of its revenues from, or has at least 50% of its assets in China; (iv) is included in an index representative of China; or (v) is exposed to the economic fortunes and risks of China.

Equity securities may include common stocks; preferred stocks; equity securities of REITs; shares of other investment companies, including ETFs; depositary receipts; and derivative instruments related to equity securities, including equity participation notes, options and futures on individual securities and indexes. The Fund's investments may include investments in securities of companies listed on exchanges located in and outside of the PRC, including but not limited to the Hong Kong Stock Exchange, Taiwan Stock Exchange, Singapore Exchange, the New York Stock Exchange, and London Stock Exchange. The Fund's investments also include China A-shares. China A-shares are equity securities issued by companies incorporated in mainland China and are denominated and traded in RMB on the Shenzhen and Shanghai Stock Exchanges through Stock Connect. The Fund may also invest in listed issuers that have entered into contractual relationships with a China-based business and/or individuals/entities affiliated with the business structured as a VIE. In a VIE arrangement, the China-based company typically forms an offshore company to hold such contractual rights in another juris-

diction (e.g., the Cayman Islands) and then issues shares on a foreign exchange, such as the New York Stock Exchange or the Hong Kong Stock Exchange. Instead of directly owning the equity interests in a Chinese company, the listed company has contractual arrangements with the Chinese company and/or affiliates. These contractual arrangements are expected to provide the listed company (and investors in such company, such as the Fund) with exposure to the China-based company. These arrangements are often used because of Chinese governmental restrictions on non-Chinese ownership of companies in certain industries in China. Up to 20% of the Fund's net assets may be invested in equity and equity-related instruments that are not considered economically tied to China.

The Fund may invest in companies of any size. The Fund is a non-diversified fund, which means that the Fund may invest more of its assets in a smaller number of issuers than a diversified investment company.

The Advisor believes that discrepancies between market price and fair value arise from market behavior and market structure, and these discrepancies provide opportunities to outperform the market. To take advantage of these opportunities, the Advisor seeks to identify upcoming industry leaders in key secular growth sectors early in the company's lifecycle and when the company's share price trades far below our estimate of the firm's fair value.

The Advisor adopts a benchmark agnostic approach (meaning that the Advisor selects companies without the benchmark by which the Fund measures performance (the MSCI China All Shares Index (net)) being determinative), and the Fund may have a wider deviation from the benchmark than other funds. This approach provides another opportunity to add value as the Advisor believes that some industries are not adequately represented in the stock indices for China. This is expected to enable the Advisor to identify non-benchmark companies with stronger long-term growth potential than might otherwise be the case.

The Fund may, but is not required to, use exchange-traded or over-the-counter derivative instruments for risk management purposes or as part of the Fund's investment strategies. Generally, derivatives are financial contracts whose value depends upon, or is derived from, the value of an underlying asset, reference rate, index or other market factor and may relate to stocks, bonds, interest rates, credit, currencies or currency

# More information about the funds—UBS All China Equity Fund

exchange rates, commodities and related indexes. The derivatives in which the Fund may invest include options (including options on securities, indices, futures, forwards, and swap agreements), futures, forward currency agreements, swap agreements (including interest rate, total return and currency) and equity participation notes and equity linked notes. All of these derivatives may be used for risk management purposes to manage or adjust the risk profile of the Fund. Futures on currencies and forward currency agreements may also be used to hedge against a specific currency. Further, the Fund may acquire and sell forward foreign currency exchange contracts in order to attempt to protect against uncertainty in the level of future foreign currency exchange rates in connection with the settlement of securities. In addition, all of the derivative instruments listed above may be used for investment (non-hedging) purposes to earn income; to enhance returns; to replace more traditional direct investments (except for forward currency agreements); to obtain exposure to certain markets; or to establish net short positions for individual currencies (except for equity participation notes).

Under certain market conditions, the Fund may invest in companies at the time of their IPO.

## Securities selection

The investment process for the All China strategy is driven by bottom-up proprietary research. As a starting point, the investment universe includes all investable quoted equities domiciled in China and/or generating the majority of their income in China. The investment team is expected to exclude companies exhibiting what we view as unsustainable business models, poor corporate governance practices, and negative industry dynamics. In order to form a qualitative assessment of a company, the Advisor scores companies based on a set of questions covering three areas:

1. Industry Structure and Company's Competitiveness
2. Trends & Profitability: Trends and Sustainability
3. Governance, disclosure, environmental and social practices

The Advisor further conducts extensive valuation analysis incorporating company/industry fundamentals, future operations, and cash generation. Peer comparisons and valuation bands are also studied based on historical and forward looking financials.

The Advisor seeks to construct a “best ideas,” concentrated, high-conviction portfolio. The companies would be selected based on the attractiveness of their valuations, top down macro factors, and a conviction that the investment thesis is likely to be realized. Positions would be assigned weights based on the investment parameters for the strategy and the portfolio manager's conviction in the investment thesis. The Advisor aims to construct a portfolio diversified across many sectors with no single stock position being greater than 10% of the portfolio.

The Fund may invest in cash or cash equivalent instruments, including shares of an affiliated investment company. When market or other conditions warrant, the Fund may make substantial temporary defensive investments in cash or cash equivalents that may be inconsistent with the Fund's principal investment strategies, which may affect the Fund's ability to pursue its investment objective.

The Fund is classified by UBS AM (Americas) as an “ESG-integrated” fund. The Fund's investment process integrates material sustainability and/or ESG considerations into the research process for portfolio investments and portfolio holdings for which ESG data is available. Therefore, the Advisor does not assess every investment for ESG factors and, when it does, not every ESG factor may be identified or evaluated. ESG integration is driven by taking into account material sustainability and/or ESG risks which could impact investment returns, rather than being driven by specific ethical principles or norms. The analysis of material sustainability and/or ESG considerations can include many different aspects, including, for example, the carbon footprint, employee health and well-being, supply chain management, fair customer treatment and governance processes of a company. ESG considerations and weights considered may change over time. The Fund's portfolio managers may still invest in securities without respect to sustainability and/or ESG considerations or in securities which present sustainability and/or ESG risks, including where the portfolio manager believes the potential compensation outweighs the risks identified.

The Fund may lend its portfolio securities to generate additional income.

# More information about the funds—UBS All China Equity Fund

## **Additional information about principal risks**

An investment in the Fund is not guaranteed; you may lose money by investing in the Fund. The principal risks presented by an investment in the Fund are:

- *China risk*—There are special risks associated with investments in China (including Chinese companies listed on US and Hong Kong exchanges), Hong Kong and Taiwan, including exposure to currency fluctuations, less liquidity, expropriation, confiscatory taxation, nationalization and exchange control regulations (including currency blockage). Inflation and rapid fluctuations in inflation and interest rates have had, and may continue to have, negative effects on the economy and securities markets of China, Hong Kong and Taiwan. In addition, investments in Taiwan and Hong Kong could be adversely affected by their respective political and economic relationship with China. China, Hong Kong and Taiwan are deemed by the investment manager to be emerging markets countries, which means an investment in these countries has more heightened risks than general foreign investing due to a lack of established legal, political, business and social frameworks and accounting standards or auditor oversight in these countries to support securities markets as well as the possibility for more widespread corruption and fraud. Difficulties of the US Public Company Accounting Oversight Board (“PCAOB”) to inspect audit work papers and practices of PCAOB-registered accounting firms in China with respect to their audit work of US reporting companies may also impose significant additional risks associated with investments in China. There may be significant obstacles to obtaining information necessary for investigations into or litigation against companies located in or operating in China and shareholders may have limited legal remedies.

Certain securities issued by companies located or operating in China, such as China A-shares, are subject to trading restrictions, quota limitations and less market liquidity. For investments using a VIE structure, all or most of the value of such an investment depends on the enforceability of the contracts between the listed company and the China-based entity (and/or related persons). Investments through a VIE structure are subject to the risk that a counterparty will breach its contracts with the listed company that holds such contractual rights; that any breach of such contracts will likely be subject to Chinese law and

jurisdiction; and that Chinese law may be interpreted or change in a way that affects the enforceability of such arrangements, or contracts between the China-based entity (and/or related persons) and the listed company may otherwise not be enforceable under Chinese law. As a result, the market value of the Fund’s associated holdings would likely be significantly negatively impacted, which may result in significant losses with little or no recourse available. Further, investments in the listed company may be affected by conflicts of interest and duties between the legal owners of the China-based entity and the stockholders of the listed company, which may adversely impact the value of the investments of the listed company.

Significant portions of the Chinese securities markets may become rapidly illiquid, as Chinese issuers have the ability to suspend the trading of their equity securities, and have shown a willingness to exercise that option in response to market volatility and other events. The liquidity of Chinese securities may shrink or disappear suddenly and without warning as a result of adverse economic, market or political events, natural disasters, public health threats or adverse investor perceptions, whether or not accurate.

Reduction in spending on Chinese products and services, a shutdown in the housing construction and development markets, institution of tariffs or other trade barriers, trade or political disputes with China’s major trading partners, or a downturn in any of the economies of China’s key trading partners may have an adverse impact on the Chinese economy. Trade disputes may trigger a significant reduction in international trade, the oversupply of certain manufactured goods, substantial price reductions of goods and possible failure of individual companies and/or large segments of China’s export industry, which could have a negative impact on the Fund’s performance.

Additionally, emerging market countries, such as China, may subject the Fund’s investments to a number of tax rules, and the application of many of those rules may be uncertain. Moreover, China has implemented a number of tax reforms in recent years, and may amend or revise its existing tax laws and/or procedures in the future, possibly with retroactive effect. Changes in applicable Chinese tax law could reduce the after-tax profits of the Fund, directly or indirectly, including by reducing the after-tax profits of compa-

## More information about the funds—UBS All China Equity Fund

nies in China in which the Fund invests. Chinese taxes that may apply to the Fund's investments include income tax or withholding tax on dividends, interest or gains earned by the Fund, business tax and stamp duty. Uncertainties in Chinese tax rules could result in unexpected tax liabilities for the Fund.

- *Foreign investing risk*—The risk that prices of the Fund's investments in foreign securities may go down because of unfavorable foreign government actions or regulation, political instability or the absence of accurate or publicly available information about foreign issuers. In addition, political, diplomatic, or regional conflicts, terrorism or war, social and economic instability, and internal or external policies or economic sanctions limiting or restricting foreign investment, the movement of assets or other economic activity may affect the value and liquidity of foreign securities. Also, a decline in the value of foreign currencies relative to the US dollar will reduce the value of securities denominated in those currencies. In addition, foreign securities are sometimes less liquid and harder to sell and to value than securities of US issuers. Each of these risks is more severe for securities of issuers in emerging market countries.
- *Emerging market risk*—The risk that investments in emerging market issuers may decline in value because of unfavorable foreign government actions, greater risks of political instability or the absence of accurate information about emerging market issuers. Further, emerging countries may have economies based on only a few industries and securities markets that trade only a small number of securities and employ settlement procedures different from those used in the United States. Prices on these exchanges tend to be volatile and, in the past, securities in these countries have offered greater potential for gain (as well as loss) than securities of companies located in developed countries. Issuers may not be subject to uniform accounting, auditing and financial reporting standards and there may be less publicly available financial and other information about such issuers, comparable to US issuers. Governments in emerging market countries are often less stable and more likely to take extralegal action with respect to companies, industries, assets, or foreign ownership than those in more developed markets. Moreover, it can be more difficult for investors to bring litigation or enforce judgments

against issuers in emerging markets or for US regulators to bring enforcement actions against such issuers. Further, investments by foreign investors are subject to a variety of restrictions in many emerging countries. Countries such as those in which the Fund may invest may experience high rates of inflation or deflation, high interest rates, exchange rate fluctuations or currency depreciation, large amounts of external debt, balance of payments and trade difficulties and extreme poverty and unemployment.

- *China A-shares and Stock Connect investing risk*—China A-shares are subject to a number of restrictions imposed by Chinese securities regulations and listing rules. Investments by foreign investors in A-shares are subject to various restrictions, regulations and limits. The A-share market is volatile and can have a higher risk of suspension of trading in a particular security or multiple securities or government intervention. Trading suspensions could lead to greater market execution risk, valuation risks, liquidity risks, and costs for the Fund.

Investing in A-shares through Stock Connect is subject to trading, clearance, settlement, and other procedures, which could pose risks to the Fund. Trading through the Stock Connect program is subject to daily quotas that limit the maximum daily net purchases on any particular day, each of which may restrict or preclude the Fund's ability to invest in A-shares through the Stock Connect program. The Fund's investments in Stock Connect A-shares are generally subject to PRC securities regulations and listing rules, among other restrictions. Any changes in laws, regulations and policies of the China A-shares market or rules in relation to Stock Connect may affect China A-share prices and tax treatment. These risks are heightened by the developing state of the PRC's investment and banking systems in general. The Shanghai and Shenzhen markets may be open at a time when Stock Connect is not trading, with the result that prices of China A-shares may fluctuate at times when the Fund is unable to add to or exit its position.

- *Geographic concentration risk*—The risk that if the Fund has most of its investments in a single country or region, its portfolio will be more susceptible to factors adversely affecting issuers located in that country or

# More information about the funds—UBS All China Equity Fund

region than would a more geographically diverse portfolio of securities.

- *Liquidity risk*—The risk that the Fund may have difficulty or may not be able to sell its investments. Illiquidity may result from political, economic or issuer specific events; changes in a specific market's size or structure, including the number of participants; or overall market disruptions. When there is no willing buyer and investments cannot be readily sold at the desired time or price, the Fund may have to accept a lower price or may not be able to sell the security at all. An inability to sell securities can adversely affect the Fund's value or prevent the Fund from being able to take advantage of other investment opportunities. Liquid portfolio investments may become illiquid or less liquid after purchase by the Fund due to low trading volume, adverse investor perceptions and/or other market developments. In recent years, the number and capacity of dealers that make markets in fixed income securities has decreased. Consequently, the decline in dealers engaging in market making trading activities may increase liquidity risk, which can be more pronounced in periods of market turmoil or when prices of securities are negatively impacted by rapid or unexpected changes in interest rates. Liquidity risk may be magnified in a rising interest rate environment or when investor redemptions from fixed income funds may be higher than normal, causing increased supply in the market due to selling activity. Liquidity risk includes the risk that the Fund will experience significant net redemptions at a time when it cannot find willing buyers for its portfolio securities or can only sell its portfolio securities at a material loss.
- *Small- and mid-capitalization risk*—The risk that investments in small and medium size companies may be more volatile than investments in larger companies, as small and medium size companies generally experience higher growth and failure rates. The trading volume of these securities is normally lower than that of larger companies. Such securities may be less liquid than others and could make it difficult to sell a security at a time or price desired. Changes in the demand for these securities generally have a disproportionate effect on their market price, tending to make prices rise more in response to buying demand and fall more in response to selling pressure.
- *Non-diversification risk*—The risk that the Fund will be more volatile than a diversified fund because the Fund invests its assets in a smaller number of issuers. The gains and losses on a single security may, therefore, have a greater impact on the Fund's net asset value.
- *IPOs risk*—The purchase of shares issued in IPOs exposes a fund to the risks associated with organizations that have little operating history as public companies, as well as to the risks associated with the sectors of the market in which the issuer operates. Further, the absence of a prior public market, unseasoned trading, the small number of shares usually available for trading or the possibility of dilution of share value by issuance of additional shares may affect the market value of IPO shares. The market for IPO shares has been volatile, and share prices of newly public companies have fluctuated significantly over short periods of time.
- *Market risk*—The risk that the market value of the Fund's investments will fluctuate as the stock and fixed-income markets fluctuate. Market risk may affect a single issuer, industry or sector of the economy, or it may affect the market as a whole. In addition, turbulence in financial markets and reduced liquidity in equity and/or fixed-income markets may negatively affect the Fund. Global economies and financial markets are becoming increasingly interconnected, and conditions and events in one country, region or financial market may adversely impact issuers in a different country, region or financial market. Events such as war, acts of terrorism, natural disasters, recessions, rapid inflation, the imposition of international sanctions, pandemics or other public health threats could also significantly impact the Fund and its investments. These risks may be magnified if certain events or developments adversely interrupt the global supply chain, and could affect companies worldwide.

Recent examples include pandemic risks related to COVID-19 and the aggressive measures taken worldwide in response by (i) governments, including closing borders, restricting travel and imposing prolonged quarantines of, or similar restrictions on, large populations, and (ii) businesses, including forced or voluntary closures, changes to operations and reductions of staff. The effects of COVID-19 have contributed to increased volatility in global financial markets and may

## More information about the funds—UBS All China Equity Fund

affect certain countries, regions, companies, industries and market sectors more dramatically than others. The COVID-19 pandemic has had, and any other outbreak of an infectious disease or serious environmental or public health concern could have, a significant negative impact on economic and market conditions, could exacerbate pre-existing political, social and economic risks in certain countries or regions and could trigger a prolonged period of global economic slowdown, which may impact the Fund. It is not known how long the impact of the COVID-19 pandemic will, or future impacts of other significant events would, last or the severity thereof. To the extent the Fund is overweight in certain countries, regions, companies, industries or market sectors, such positions will increase the risk of loss from adverse developments affecting those countries, regions, companies, industries or sectors.

- *Leverage risk associated with financial instruments*—Certain derivatives that the Fund may use may create leverage. Derivatives that involve leverage can result in losses to the Fund that exceed the amount originally invested in the derivatives.
- *Derivatives risk*—Derivatives involve risks different from, and possibly greater than, the risks associated with investing directly in securities and other instruments. Derivatives require investment techniques and risk analyses different from those of other investments. If the Advisor incorrectly forecasts the value of securities, currencies, interest rates, or other economic factors in using derivatives, the Fund might have been in a better position if the Fund had not entered into the derivatives. While some strategies involving derivatives can protect against the risk of loss, the use of derivatives can also reduce the opportunity for gain or even result in losses by offsetting favorable price movements in other Fund investments. Derivatives also involve the risk of mispricing or improper valuation, the risk that changes in the value of a derivative may not correlate perfectly with the underlying asset, rate, index, or overall securities markets, and counterparty and credit risk (the risk that the other party to a swap agreement or other derivative will not fulfill its contractual obligations, whether because of bankruptcy or other default). With respect to futures and certain swaps, there is a risk of loss by the Fund of the initial and variation margin deposits in the event of bankruptcy of a futures commission merchant (“FCM”) with which the Fund has an open position in a futures

or swaps contract, or the central counterparty in a swap contract. The assets of the Fund may not be fully protected in the event of the bankruptcy of the FCM or central counterparty. The Fund is also subject to the risk that the FCM could use the Fund’s assets to satisfy its own financial obligations or the payment obligations of another customer to the central counterparty. Credit risk of cleared swap participants is concentrated in a few clearinghouses, and the consequences of insolvency of a clearinghouse are not clear. Gains or losses involving some options, futures, and other derivatives may be substantial (for example, for some derivatives, it is possible for the Fund to lose more than the amount the Fund invested in the derivatives). Some derivatives tend to be more volatile than other investments, resulting in larger gains or losses in response to market changes. Derivatives are subject to a number of other risks, including liquidity risk (the possible lack of a secondary market for derivatives and the resulting inability of the Fund to sell or otherwise close out the derivatives) and interest rate risk (some derivatives are more sensitive to interest rate changes and market price fluctuations). The Fund’s use of derivatives may cause the Fund to realize higher amounts of short-term capital gains (generally taxed at ordinary income tax rates) than if the Fund had not used such instruments. Finally, the regulation of swaps and other derivatives is a changing area of law and it is not possible to predict fully the effects of current or future regulation. It is possible that developments in government regulation of various types of derivatives could affect the character, timing and amount of the Fund’s taxable income or gains; may limit or prevent the Fund from using or limit the Fund’s use of these instruments effectively as a part of its investment strategy; and could adversely affect the Fund’s ability to achieve its investment objective. The Fund’s use of derivatives may be limited by the requirements for taxation of the Fund as a regulated investment company. New requirements, even if not directly applicable to the Fund, may increase the cost of the Fund’s investments and cost of doing business, may limit the availability of derivatives or may otherwise adversely affect the value or performance of derivatives.

- *Investing in other funds risk*—The Fund’s investment performance is affected by the investment performance of the underlying funds in which the Fund may invest, including ETFs. Through its investment in the underlying funds, the Fund is subject to the risks of



# More information about the funds—UBS All China Equity Fund

the underlying funds' investments and their expenses. While the risks of owning shares of an ETF generally reflect the risks of owning the underlying securities the ETF is designed to track, lack of liquidity in an ETF can result in its value being more volatile than the underlying portfolio securities. In addition, shares of ETFs typically trade on securities exchanges, which may subject the Fund to the risk that an ETF in which the Fund invests may trade at a premium or discount to its net asset value and that trading an ETF's shares may be halted if the listing exchange's officials deem such action appropriate. Also, an ETF may not replicate exactly the performance of the benchmark index it seeks to track for a number of reasons, including transaction costs incurred by the ETF, the temporary unavailability of certain index securities in the secondary market or discrepancies between the ETF and the index with respect to the weighting or number of instruments held by the ETF. In addition, a passively managed ETF would not necessarily sell a security because the issuer of the security was in financial trouble unless the security is removed from the index that the ETF seeks to track.

- **Real estate securities and REITs risk**—The risk that the Fund's performance will be affected by adverse developments in the real estate industry. Real estate values may be affected by a variety of factors, including: local, national or global economic conditions; changes in zoning or other property-related laws; environmental regulations; interest rates; tax and insurance considerations; overbuilding; property taxes and operating expenses; or declining values in a neighborhood. Similarly, a REIT's performance depends on the types, values, locations and management of the properties it owns. In addition, a REIT may be more susceptible to adverse developments affecting a single project or market segment than a more diversified investment. Loss of status as a qualified REIT under the US federal tax laws could adversely affect the value of a particular REIT or the market for REITs as a whole.
- **Cash/Cash Equivalents Risk**—To the extent the Fund holds cash or cash equivalents rather than securities or other instruments in which it primarily invests, the Fund risks losing opportunities to participate in market appreciation and may experience potentially lower returns than the Fund's benchmark or other funds that remain fully invested.
- **Management risk**—The risk that the investment strategies, techniques and risk analyses employed by the Advisor may not produce the desired results. The Advisor may be incorrect in its assessment of the value of securities or assessment of market trends, which can result in losses to the Fund.

## **Additional (non-principal) risks**

- **Securities lending risk**—Securities lending involves the lending of portfolio securities owned by the Fund to qualified broker-dealers and financial institutions who provide collateral to the Fund in connection with these loans. Securities lending involves the risk that the borrower may fail to return the securities in a timely manner or at all. As a result, the Fund may lose money and there may be a delay in recovering the loaned securities. The Fund also could lose money if it does not recover the securities and/or the value of the collateral falls, including the value of investments made with cash collateral. In some cases, these risks may be mitigated by an indemnification provided by the Fund's lending agent.
- **Cybersecurity risk**—The Fund, like other business organizations, is susceptible to operational, information security and related risks through breaches in cybersecurity. In general, cybersecurity failures or breaches of the Fund or its service providers or the issuers of securities in which the Fund invests may result from deliberate attacks or unintentional events and may arise from external or internal sources. Cybersecurity breaches may involve unauthorized access to the Fund's digital information systems (e.g., through "hacking" or malicious software coding), but may also result from outside attacks such as denial-of-service attacks (i.e., efforts to make network services unavailable to intended users). Cybersecurity failures or breaches affecting the Fund's investment advisor or any other service providers (including, but not limited to, Fund accountants, custodians, transfer agents and financial intermediaries) have the ability to cause disruptions and impact business operations, potentially resulting in financial losses, interference with the Fund's ability to calculate its net asset value, impediments to trading, the inability of Fund shareholders to transact business, destruction to equipment and systems, violations of applicable privacy and other laws, regulatory fines, penalties, reputational damage, reimbursement or other compensation costs and/or addi-

## More information about the funds—UBS All China Equity Fund

tional compliance costs. In addition, substantial costs may be incurred in order to prevent any cybersecurity breaches in the future.

### **Other information**

**Exclusion of Advisor from commodity pool operator definition**—With respect to the Fund, the Advisor has claimed an exclusion from the definition of “commodity pool operator” (“CPO”) under the Commodity Exchange Act (“CEA”) and the rules of the CFTC and, therefore, is not subject to CFTC registration or regulation as a CPO. In addition, the Advisor is relying upon a related exclusion from the definition of “commodity trading advisor” (“CTA”) under the CEA and the rules of the CFTC.

The terms of the CPO exclusion require the Fund, among other things, to adhere to certain limits on its investments in “commodity interests.” Commodity interests include commodity futures, commodity options and swaps, which in turn include non-deliverable forward currency agreements, as further described in the Fund’s SAI. Because the Advisor and the Fund intend to comply with the terms of the CPO exclusion at this time, the Fund will limit its investments in these types of instruments. The Fund is not intended as a vehicle for trading in the commodity futures, commodity options or swaps markets. The CFTC has neither reviewed nor approved the Advisor’s reliance on these exclusions, or the Fund, its investment strategies or this prospectus.

# More information about the funds—UBS Emerging Markets Equity Opportunity Fund

## Investment objective, strategies, securities selection and risks

### Fund objective

The Fund seeks to maximize capital appreciation.

### Principal investment strategies

Under normal circumstances, the Fund invests at least 80% of its net assets (plus borrowings for investment purposes, if any) in equity securities that are tied economically to emerging market countries. Investments in equity securities may include, but are not limited to, common stock; shares of collective trusts, investment companies, including ETFs; preferred stock; securities convertible into common stock, rights, warrants and options; sponsored or unsponsored depository receipts and depository shares, including American Depositary Receipts, European Depositary Receipts and Global Depositary Receipts; equity securities of REITs; securities sold in private placements; and new issues, including initial and secondary public offerings.

Securities tied economically to emerging market countries include securities on which the return is derived from issuers in emerging market countries, such as equity swap contracts and equity swap index contracts. The Fund intends to invest primarily in a portfolio of equity securities of issuers located in at least three emerging market countries, which may be located in Asia, Europe, Latin America, Africa and/or the Middle East.

The Fund may invest in stocks of companies of any size. The Fund will generally hold the stocks of between 20 to 40 issuers. The Fund may invest up to +/- 15% of its benchmark's weighting (the MSCI Emerging Markets Index) in any one country or sector.

The Fund may, but is not required to, use derivative instruments for risk management purposes or as part of the Fund's investment strategies. Generally, derivatives are financial contracts whose value depends upon, or is derived from, the value of an underlying asset, reference rate, index or other market factor and may relate to stocks, bonds, interest rates, credit, currencies or currency exchange rates, commodities and related indexes. Examples of derivatives include options (including options on securities, indices, futures, forwards and

swap agreements), futures, forward agreements, swap agreements (including interest rate, total return and currency), equity participation notes and equity linked notes. The Fund may use derivatives to earn income and enhance returns, to manage or adjust the risk profile of the Fund, to replace more traditional direct investments (except for forward currency agreements), to obtain exposure to certain markets, or to establish net short positions for individual currencies (except for equity participation notes). Futures on currencies and forward currency agreements may also be used to hedge against a specific currency. Further, the Fund may acquire and sell forward foreign currency exchange contracts in order to attempt to protect against uncertainty in the level of future foreign currency exchange rates in connection with the settlement of securities.

The Advisor considers a number of factors to determine whether an investment is tied to a particular country, including whether the investment is issued or guaranteed by a particular government or any of its agencies, political subdivisions, or instrumentalities; the investment has its primary trading market in a particular country; the issuer is organized under the laws of, derives at least 50% of its revenues from, or has at least 50% of its assets in a particular country; the investment is included in an index representative of a particular country or region; and the investment is exposed to the economic fortunes and risks of a particular country. The Fund considers a country's market to be an "emerging market" if it is defined as an emerging or developing economy by any of the International Bank for Reconstruction and Development (i.e., the World Bank), the International Finance Corporation or the United Nations or its authorities. Additionally, the Fund, for purposes of its investments, may consider a country included in JP Morgan, MSCI or FTSE emerging markets indices to be an emerging market country. The countries included in this definition will change over time. The Fund's investments may include investments in China A-shares (shares of companies based in mainland China that trade on the Shanghai Stock Exchange and the Shenzhen Stock Exchange). The Fund may also invest in listed issuers that have entered into contractual relationships with a China-based business and/or individuals/entities affiliated with the business structured as a VIE. In a VIE arrangement, the China-based company typically forms an offshore company to hold such contractual rights in another jurisdiction (e.g., the

# More information about the funds—UBS Emerging Markets Equity Opportunity Fund

Cayman Islands) and then issues shares on a foreign exchange, such as the New York Stock Exchange or the Hong Kong Stock Exchange. Instead of directly owning the equity interests in a Chinese company, the listed company has contractual arrangements with the Chinese company and/or affiliates. These contractual arrangements are expected to provide the listed company (and investors in such company, such as the Fund) with exposure to the China-based company. These arrangements are often used because of Chinese governmental restrictions on non-Chinese ownership of companies in certain industries in China.

The Fund may invest in securities issued by companies in any market capitalization range, including small capitalization companies.

The Fund will notify shareholders at least 60 days prior to any change in its policy of investing at least 80% of its net assets (plus borrowings for investment purposes, if any) in equity securities that are tied economically to emerging markets countries.

## Securities selection

The Advisor employs the “UBS-HALO” strategy. The UBS-HALO strategy is a long-term investing approach focused on taking opportunities that seek to produce superior performance relative to the benchmark (the difference of which is “alpha”). The Advisor follows a price to intrinsic value approach. The price to intrinsic value investment philosophy means the Advisor pays great attention to investment fundamentals and expected cash flows when assessing investments. The Advisor tries to identify and exploit periodic discrepancies between market prices and fundamental value. These price/value discrepancies are used as the building blocks for portfolio construction.

In selecting individual securities for investment, the Advisor considers, among others:

- A company’s potential cash generation
- Earnings outlook
- Expected sustainable return on investments
- Expected sustainable growth rates

- Stock prices versus a company’s asset or franchise values

The Fund may invest in cash or cash equivalent instruments, including shares of an affiliated investment company. When market or other conditions warrant, the Fund may make substantial temporary defensive investments in cash or cash equivalents that may be inconsistent with the Fund’s principal investment strategies, which may affect the Fund’s ability to pursue its investment objective.

The Fund is classified by UBS AM (Americas) as an “ESG-integrated” fund. The Fund’s investment process integrates material sustainability and/or environmental, social and governance (“ESG”) considerations into the research process for portfolio investments and portfolio holdings for which ESG data is available. Therefore, the Advisor does not assess every investment for ESG factors and, when it does, not every ESG factor may be identified or evaluated. ESG integration is driven by taking into account material sustainability and/or ESG risks which could impact investment returns, rather than being driven by specific ethical principles or norms. The analysis of material sustainability and/or ESG considerations can include many different aspects, including, for example, the carbon footprint, employee health and well-being, supply chain management, fair customer treatment and governance processes of a company. ESG considerations and weights considered may change over time. The Fund’s portfolio managers may still invest in securities without respect to sustainability and/or ESG considerations or in securities which present sustainability and/or ESG risks, including where the portfolio managers believe the potential compensation outweighs the risks identified.

The Fund may lend its portfolio securities to generate additional income.

Portfolio turnover rates are not a factor in making buy and sell decisions. Increased portfolio turnover may result in higher costs for brokerage commissions, dealer mark-ups and other transaction costs. It may also result in taxable gains. Higher costs associated with increased portfolio turnover may offset gains in the Fund’s performance. The portfolio turnover rate for the Fund may exceed 100%.

# More information about the funds—UBS Emerging Markets Equity Opportunity Fund

## Additional information about principal risks

An investment in the Fund is not guaranteed; you may lose money by investing in the Fund. The principal risks presented by an investment in the Fund are:

- **Emerging market risk**—The risk that investments in emerging market issuers may decline in value because of unfavorable foreign government actions, greater risks of political instability or the absence of accurate information about emerging market issuers. Further, emerging countries may have economies based on only a few industries and securities markets that trade only a small number of securities and employ settlement procedures different from those used in the United States. Prices on these exchanges tend to be volatile and, in the past, securities in these countries have offered greater potential for gain (as well as loss) than securities of companies located in developed countries. Issuers may not be subject to uniform accounting, auditing and financial reporting standards and there may be less publicly available financial and other information about such issuers, comparable to US issuers. Governments in emerging market countries are often less stable and more likely to take extra-legal action with respect to companies, industries, assets, or foreign ownership than those in more developed markets. Moreover, it can be more difficult for investors to bring litigation or enforce judgments against issuers in emerging markets or for US regulators to bring enforcement actions against such issuers. Further, investments by foreign investors are subject to a variety of restrictions in many emerging countries. Countries such as those in which the Fund may invest may experience high rates of inflation or deflation, high interest rates, exchange rate fluctuations or currency depreciation, large amounts of external debt, balance of payments and trade difficulties and extreme poverty and unemployment.
- **Foreign investing risk**—The risk that prices of the Fund's investments in foreign securities may go down because of unfavorable foreign government actions or regulation, political instability or the absence of accurate or publicly available information about foreign issuers. In addition, political, diplomatic, or regional conflicts, terrorism or war, social and economic instability, and internal or external policies or economic sanctions limiting or restricting foreign investment, the movement of assets or other economic activity may affect the value and liquidity of foreign securities.
- **Focus risk**—To the extent the Fund's investment strategy leads to sizable allocations to a particular market, sector or industry, the Fund may be more sensitive to any single economic, business, political, regulatory, or other event that occurs in that market, sector or industry. As a result, there may be more fluctuation in the price of the Fund's shares.
- **China risk**—There are special risks associated with investments in China (including Chinese companies listed on US and Hong Kong exchanges), Hong Kong and Taiwan, including exposure to currency fluctuations, less liquidity, expropriation, confiscatory taxation, nationalization and exchange control regulations (including currency blockage). Inflation and rapid fluctuations in inflation and interest rates have had, and may continue to have, negative effects on the economy and securities markets of China, Hong Kong and Taiwan. In addition, investments in Taiwan and Hong Kong could be adversely affected by their respective political and economic relationship with China. China, Hong Kong and Taiwan are deemed by the investment manager to be emerging markets countries, which means an investment in these countries has more heightened risks than general foreign investing due to a lack of established legal, political, business and social frameworks and accounting standards or auditor oversight in these countries to support securities markets as well as the possibility for more widespread corruption and fraud. Difficulties of the US Public Company Accounting Oversight Board ("PCAOB") to inspect audit work papers and practices of PCAOB-registered accounting firms in China with respect to their audit work of US reporting companies may also impose significant additional risks associated with investments in China. There may be significant obstacles to obtaining information necessary for investigations into or litigation against companies located in or operating in China and shareholders may have limited legal remedies.

# More information about the funds—UBS Emerging Markets Equity Opportunity Fund

Certain securities issued by companies located or operating in China, such as China A-shares, are subject to trading restrictions, quota limitations and less market liquidity. For investments using a VIE structure, all or most of the value of such an investment depends on the enforceability of the contracts between the listed company and the China-based entity (and/or related persons). Investments through a VIE structure are subject to the risk that a counterparty will breach its contracts with the listed company that holds such contractual rights; that any breach of such contracts will likely be subject to Chinese law and jurisdiction; and that Chinese law may be interpreted or change in a way that affects the enforceability of such arrangements, or contracts between the China-based entity (and/or related persons) and the listed company may otherwise not be enforceable under Chinese law. As a result, the market value of the Fund's associated holdings would likely be significantly negatively impacted, which may result in significant losses with little or no recourse available. Further, investments in the listed company may be affected by conflicts of interest and duties between the legal owners of the China-based entity and the stockholders of the listed company, which may adversely impact the value of the investments of the listed company.

Significant portions of the Chinese securities markets may become rapidly illiquid, as Chinese issuers have the ability to suspend the trading of their equity securities, and have shown a willingness to exercise that option in response to market volatility and other events. The liquidity of Chinese securities may shrink or disappear suddenly and without warning as a result of adverse economic, market or political events, natural disasters, public health threats or adverse investor perceptions, whether or not accurate.

Reduction in spending on Chinese products and services, a shutdown in the housing construction and development markets, institution of tariffs or other trade barriers, trade or political disputes with China's major trading partners, or a downturn in any of the economies of China's key trading partners may have an adverse impact on the Chinese economy. Trade disputes may trigger a significant reduction in international trade, the oversupply of certain manufactured goods, substantial price reductions of goods and possible failure of individual companies and/or large seg-

ments of China's export industry, which could have a negative impact on the Fund's performance.

Additionally, emerging market countries, such as China, may subject the Fund's investments to a number of tax rules, and the application of many of those rules may be uncertain. Moreover, China has implemented a number of tax reforms in recent years, and may amend or revise its existing tax laws and/or procedures in the future, possibly with retroactive effect. Changes in applicable Chinese tax law could reduce the after-tax profits of the Fund, directly or indirectly, including by reducing the after-tax profits of companies in China in which the Fund invests. Chinese taxes that may apply to the Fund's investments include income tax or withholding tax on dividends, interest or gains earned by the Fund, business tax and stamp duty. Uncertainties in Chinese tax rules could result in unexpected tax liabilities for the Fund.

- *Geographic concentration risk*—The risk that if the Fund has most of its investments in a single country or region, its portfolio will be more susceptible to factors adversely affecting issuers located in that country or region than would a more geographically diverse portfolio of securities.
- *China A-shares and Stock Connect investing risk*—China A-shares are subject to a number of restrictions imposed by Chinese securities regulations and listing rules. Investments by foreign investors in A-shares are subject to various restrictions, regulations and limits. The A-share market is volatile and can have a higher risk of suspension of trading in a particular security or multiple securities or government intervention. Trading suspensions could lead to greater market execution risk, valuation risks, liquidity risks, and costs for the Fund.

Investing in A-shares through Stock Connect is subject to trading, clearance, settlement, and other procedures, which could pose risks to the Fund. Trading through the Stock Connect program is subject to daily quotas that limit the maximum daily net purchases on any particular day, each of which may restrict or preclude the Fund's ability to invest in A-shares through the Stock Connect program. The Fund's investments in Stock Connect A-shares are generally subject to PRC securities regulations and listing rules, among other restrictions. Any changes in laws, regulations and poli-

# More information about the funds—UBS Emerging Markets Equity Opportunity Fund

cies of the China A-shares market or rules in relation to Stock Connect may affect China A-share prices and tax treatment. These risks are heightened by the developing state of the PRC's investment and banking systems in general. The Shanghai and Shenzhen markets may be open at a time when Stock Connect is not trading, with the result that prices of China A-shares may fluctuate at times when the Fund is unable to add to or exit its position.

- *IPOs/private placement risk*—The purchase of shares issued in IPOs and investments in the stocks of privately held companies expose a fund to the risks associated with organizations that have little operating history as public companies, as well as to the risks associated with the sectors of the market in which the issuer operates. Further, the absence of a prior public market, unseasoned trading, the small number of shares usually available for trading or the possibility of dilution of share value by issuance of additional shares may affect the market value of IPO shares. The market for IPO shares has been volatile, and share prices of newly public companies have fluctuated significantly over short periods of time. An investment may be illiquid due to a lack of trading volume in the investment or if the investment is privately placed and not traded in any public market or is otherwise restricted from trading.
- *Small- and mid-capitalization risk*—The risk that investments in small and medium size companies may be more volatile than investments in larger companies, as small and medium size companies generally experience higher growth and failure rates. The trading volume of these securities is normally lower than that of larger companies. Such securities may be less liquid than others and could make it difficult to sell a security at a time or price desired. Changes in the demand for these securities generally have a disproportionate effect on their market price, tending to make prices rise more in response to buying demand and fall more in response to selling pressure.
- *Liquidity risk*—The risk that the Fund may have difficulty or may not be able to sell its investments. Illiquidity may result from political, economic or issuer specific events; changes in a specific market's size or structure, including the number of participants; or overall market

disruptions. When there is no willing buyer and investments cannot be readily sold at the desired time or price, the Fund may have to accept a lower price or may not be able to sell the security at all. An inability to sell securities can adversely affect the Fund's value or prevent the Fund from being able to take advantage of other investment opportunities. Liquid portfolio investments may become illiquid or less liquid after purchase by the Fund due to low trading volume, adverse investor perceptions and/or other market developments. In recent years, the number and capacity of dealers that make markets in fixed income securities has decreased. Consequently, the decline in dealers engaging in market making trading activities may increase liquidity risk, which can be more pronounced in periods of market turmoil or when prices of securities are negatively impacted by rapid or unexpected changes in interest rates. Liquidity risk may be magnified in a rising interest rate environment or when investor redemptions from fixed income funds may be higher than normal, causing increased supply in the market due to selling activity. Liquidity risk includes the risk that the Fund will experience significant net redemptions at a time when it cannot find willing buyers for its portfolio securities or can only sell its portfolio securities at a material loss.

- *Market risk*—The risk that the market value of the Fund's investments will fluctuate as the stock and fixed-income markets fluctuate. Market risk may affect a single issuer, industry or sector of the economy, or it may affect the market as a whole. In addition, turbulence in financial markets and reduced liquidity in equity and/or fixed-income markets may negatively affect the Fund. Global economies and financial markets are becoming increasingly interconnected, and conditions and events in one country, region or financial market may adversely impact issuers in a different country, region or financial market. Events such as war, acts of terrorism, natural disasters, recessions, rapid inflation, the imposition of international sanctions, pandemics or other public health threats could also significantly impact the Fund and its investments. These risks may be magnified if certain events or developments adversely interrupt the global supply chain, and could affect companies worldwide.

# More information about the funds—UBS Emerging Markets Equity Opportunity Fund

Recent examples include pandemic risks related to COVID-19 and the aggressive measures taken worldwide in response by (i) governments, including closing borders, restricting travel and imposing prolonged quarantines of, or similar restrictions on, large populations, and (ii) businesses, including forced or voluntary closures, changes to operations and reductions of staff. The effects of COVID-19 have contributed to increased volatility in global financial markets and may affect certain countries, regions, companies, industries and market sectors more dramatically than others. The COVID-19 pandemic has had, and any other outbreak of an infectious disease or serious environmental or public health concern could have, a significant negative impact on economic and market conditions, could exacerbate pre-existing political, social and economic risks in certain countries or regions and could trigger a prolonged period of global economic slowdown, which may impact the Fund. It is not known how long the impact of the COVID-19 pandemic will, or future impacts of other significant events would, last or the severity thereof. To the extent the Fund is overweight in certain countries, regions, companies, industries or market sectors, such positions will increase the risk of loss from adverse developments affecting those countries, regions, companies, industries or sectors.

- *Leverage risk associated with financial instruments*—Certain derivatives that the Fund may use may create leverage. Derivatives that involve leverage can result in losses to the Fund that exceed the amount originally invested in the derivatives.
- *Derivatives risk*—Derivatives involve risks different from, and possibly greater than, the risks associated with investing directly in securities and other instruments. Derivatives require investment techniques and risk analyses different from those of other investments. If the Advisor incorrectly forecasts the value of securities, currencies, interest rates, or other economic factors in using derivatives, the Fund might have been in a better position if the Fund had not entered into the derivatives. While some strategies involving derivatives can protect against the risk of loss, the use of derivatives can also reduce the opportunity for gain or even result in losses by offsetting favorable price movements in other Fund investments. Derivatives also involve the risk of mispricing or improper valuation, the risk that changes in the value of a derivative may not correlate perfectly with the underlying asset,

rate, index, or overall securities markets, and counterparty and credit risk (the risk that the other party to a swap agreement or other derivative will not fulfill its contractual obligations, whether because of bankruptcy or other default). With respect to futures and certain swaps, there is a risk of loss by the Fund of the initial and variation margin deposits in the event of bankruptcy of an FCM with which the Fund has an open position in a futures or swaps contract, or the central counterparty in a swap contract. The assets of the Fund may not be fully protected in the event of the bankruptcy of the FCM or central counterparty. The Fund is also subject to the risk that the FCM could use the Fund's assets to satisfy its own financial obligations or the payment obligations of another customer to the central counterparty. Credit risk of cleared swap participants is concentrated in a few clearinghouses, and the consequences of insolvency of a clearinghouse are not clear. Gains or losses involving some options, futures, and other derivatives may be substantial (for example, for some derivatives, it is possible for the Fund to lose more than the amount the Fund invested in the derivatives). Some derivatives tend to be more volatile than other investments, resulting in larger gains or losses in response to market changes. Derivatives are subject to a number of other risks, including liquidity risk (the possible lack of a secondary market for derivatives and the resulting inability of the Fund to sell or otherwise close out the derivatives) and interest rate risk (some derivatives are more sensitive to interest rate changes and market price fluctuations). The Fund's use of derivatives may cause the Fund to realize higher amounts of short-term capital gains (generally taxed at ordinary income tax rates) than if the Fund had not used such instruments. Finally, the regulation of swaps and other derivatives is a changing area of law, and it is not possible to predict fully the effects of current or future regulation. It is possible that developments in government regulation of various types of derivatives could affect the character, timing and amount of the Fund's taxable income or gains; may limit or prevent the Fund from using or limit the Fund's use of these instruments effectively as a part of its investment strategy; and could adversely affect the Fund's ability to achieve its investment objective. The Fund's use of derivatives may be limited by the requirements for taxation of the Fund as a regulated investment company. New requirements, even if not directly applicable to the Fund, may increase the cost of the Fund's investments



# More information about the funds—UBS Emerging Markets Equity Opportunity Fund

and cost of doing business, may limit the availability of derivatives or may otherwise adversely affect the value or performance of derivatives.

- *Investing in other funds risk*—The Fund’s investment performance is affected by the investment performance of the underlying funds in which the Fund may invest, including ETFs. Through its investment in the underlying funds, the Fund is subject to the risks of the underlying funds’ investments and their expenses. While the risks of owning shares of an ETF generally reflect the risks of owning the underlying securities the ETF is designed to track, lack of liquidity in an ETF can result in its value being more volatile than the underlying portfolio securities. In addition, shares of ETFs typically trade on securities exchanges, which may subject the Fund to the risk that an ETF in which the Fund invests may trade at a premium or discount to its net asset value and that trading an ETF’s shares may be halted if the listing exchange’s officials deem such action appropriate. Also, an ETF may not replicate exactly the performance of the benchmark index it seeks to track for a number of reasons, including transaction costs incurred by the ETF, the temporary unavailability of certain index securities in the secondary market or discrepancies between the ETF and the index with respect to the weighting or number of instruments held by the ETF. In addition, a passively managed ETF would not necessarily sell a security because the issuer of the security was in financial trouble unless the security is removed from the index that the ETF seeks to track.
- *Real estate securities and REITs risk*—The risk that the Fund’s performance will be affected by adverse developments in the real estate industry. Real estate values may be affected by a variety of factors, including: local, national or global economic conditions; changes in zoning or other property-related laws; environmental regulations; interest rates; tax and insurance considerations; overbuilding; property taxes and operating expenses; or declining values in a neighborhood. Similarly, a REIT’s performance depends on the types, values, locations and management of the properties it owns. In addition, a REIT may be more susceptible to adverse developments affecting a single project or market segment than a more diversified investment. Loss of status as a qualified REIT under the US federal tax laws could adversely affect the value of a particular REIT or the market for REITs as a whole.

- *Management risk*—The risk that the investment strategies, techniques and risk analyses employed by the Advisor may not produce the desired results. The Advisor may be incorrect in its assessment of the value of securities or assessment of market trends, which can result in losses to the Fund.

## **Additional (non-principal) risks**

- *Securities lending risk*—Securities lending involves the lending of portfolio securities owned by the Fund to qualified broker-dealers and financial institutions who provide collateral to the Fund in connection with these loans. Securities lending involves the risk that the borrower may fail to return the securities in a timely manner or at all. As a result, the Fund may lose money and there may be a delay in recovering the loaned securities. The Fund also could lose money if it does not recover the securities and/or the value of the collateral falls, including the value of investments made with cash collateral. In some cases, these risks may be mitigated by an indemnification provided by the Fund’s lending agent.
- *Cybersecurity risk*—The Fund, like other business organizations, is susceptible to operational, information security and related risks through breaches in cybersecurity. In general, cybersecurity failures or breaches of the Fund or its service providers or the issuers of securities in which the Fund invests may result from deliberate attacks or unintentional events and may arise from external or internal sources. Cybersecurity breaches may involve unauthorized access to the Fund’s digital information systems (e.g., through “hacking” or malicious software coding), but may also result from outside attacks such as denial-of-service attacks (i.e., efforts to make network services unavailable to intended users). Cybersecurity failures or breaches affecting the Fund’s investment advisor or any other service providers (including, but not limited to, Fund accountants, custodians, transfer agents and financial intermediaries) have the ability to cause disruptions and impact business operations, potentially resulting in financial losses, interference with the Fund’s ability to calculate its net asset value, impediments to trading, the inability of Fund shareholders to transact business, destruction to equipment and systems, violations of applicable privacy and other laws, regulatory fines, penalties, reputational damage, reimbursement or other compensation costs and/or additional compliance costs. In addition, substantial costs

# More information about the funds—UBS Emerging Markets Equity Opportunity Fund

may be incurred in order to prevent any cybersecurity breaches in the future.

## **Other information**

**Exclusion of Advisor from commodity pool operator definition**—With respect to the Fund, the Fund's Advisor has claimed an exclusion from the definition of a CPO under the CEA and the rules of the US CFTC and, therefore, is not subject to CFTC registration or regulation as a CPO. In addition, the Advisor is relying upon a related exclusion from the definition of a CTA under the CEA and the rules of the CFTC.

The terms of the CPO exclusion require the Fund, among other things, to adhere to certain limits on its

investments in "commodity interests." Commodity interests include commodity futures, commodity options and swaps, which in turn include non-deliverable forward currency agreements, as further described in the Fund's SAI. Because the Advisor and the Fund intend to comply with the terms of the CPO exclusion at this time, the Fund will limit its investments in these types of instruments. The Fund is not intended as a vehicle for trading in the commodity futures, commodity options or swaps markets. The CFTC has neither reviewed nor approved the Advisor's reliance on these exclusions, or the Fund, its investment strategies or this prospectus.

# More information about the funds—UBS Engage For Impact Fund

## Investment objective, strategies, securities selection and risks

### Fund objective

The Fund seeks to maximize total return, consisting of capital appreciation and current income.

The Fund's investment objective is "non-fundamental." This means that it may be changed by the Fund's Board of Trustees without shareholder approval.

### Principal investment strategies

To achieve its investment objective, the Fund invests in or seeks exposure to companies that provide solutions to significant global challenges—such as climate change, air pollution, clean water and water scarcity, treatment of disease, alleviation of poverty and food security—through the impact of their products and services. The Advisor selects companies based on various fundamental financial factors, material sustainability factors such as ESG performance along with assessing the current and potential ability of such companies to have a positive impact on society and the environment, therefore promoting the United Nations Sustainable Development Goals (UN SDGs), such as clean water and sanitation, clean energy, treatment of disease, food security and people empowerment.

Under normal circumstances, the Fund invests a substantial portion of its net assets (plus borrowings for investment purposes, if any) in equity securities. Investments in equity securities may include, but are not limited to, dividend-paying securities, common stock and preferred stock of issuers located throughout the world; Global, European and American Depositary Receipts; equity securities of REITs; as well as investment companies, including ETFs. The Fund may invest in issuers from both developed markets (including the United States) and emerging markets. The Fund considers a country's market to be an "emerging market" if it is defined as an emerging or developing economy by any of the International Bank for Reconstruction and Development (i.e., the World Bank), the International Finance Corporation or the United Nations or its authorities. Additionally, the Fund, for purposes of its investments, may consider a country included in JP Morgan, MSCI, or FTSE emerging markets indices to be an emerging market country. The countries included in this definition will change over time. The Fund's investments

may include investments in China A-shares (shares of companies based in mainland China that trade on the Shanghai Stock Exchange and the Shenzhen Stock Exchange).

The Advisor, on behalf of the Fund, intends to diversify broadly among countries, but reserves the right to invest a substantial portion of the Fund's assets in one or more countries if economic and business conditions warrant such investments. The Fund may invest in stocks of companies of any size.

The Fund may, but is not required to, use exchange traded or OTC derivative instruments for risk management purposes or as part of the Fund's investment strategies. Generally, derivatives are financial contracts whose value depends upon, or is derived from, the value of an underlying asset, reference rate, index or other market factor and may relate to stocks, bonds, interest rates, credit, currencies or currency exchange rates, commodities and related indexes. The derivatives in which the Fund may invest include futures, forward currency agreements and equity participation notes. All of these derivatives may be used for risk management purposes to manage or adjust the risk profile of the Fund. Futures on currencies and forward currency agreements may also be used to hedge against a specific currency. In addition, all of the derivative instruments listed above may be used for investment (non-hedging) purposes to earn income; to enhance returns; to replace more traditional direct investments (except for forward currency agreements); or to obtain exposure to certain markets (except for forward currency agreements). The Fund also may use futures contracts on equity securities and indices to gain market exposure on its uninvested cash.

Under certain market conditions, the Fund may invest in companies at the time of their IPO.

### Securities selection

The Advisor seeks to invest in companies that the Advisor believes are attractively valued, that integrate sustainability factors into the business model to build a competitive advantage, whose products and services can create a positive impact on society and the environment (e.g., products and services with a primary or intended focus on consequential impact); and which have a clearly identified potential for additional positive impact that the Advisor intends to drive through engagement with the companies. In selecting individual

# More information about the funds—UBS Engage For Impact Fund

securities for investment, the Advisor considers, among other factors:

- Its assessment of fundamental valuation (price/intrinsic value) to seek attractively valued companies with strong financial performance;
- Quantitative and qualitative ESG factors;
- Quantitative and qualitative assessment of a company's current and potential impact on society and the environment; and
- Advisor's ability to drive positive change in a company through engagement.

The Advisor aims to identify the best investment ideas with impact potential across the market capitalization spectrum, sectors and geographies within the eligible investment universe ("the impact universe"). Under normal circumstances, the Fund invests at least 80% of its net assets in equity investments from this impact universe.

The impact universe is comprised of individual companies that have been identified as having revenue alignment with specific impact categories, such as, but not limited to, climate, health, water, food and empowerment that are aligned with the United Nations Sustainable Development Goals (UN SDGs). The Advisor also may include companies whose impact potential, indicated by metrics such as research and development (R&D) spend are aligned with the impact categories described above. The portfolio management team uses quantitative and qualitative factors to identify companies that offer or manufacture products or services that meet the UN SDGs, such as clean water and sanitation products, clean energy, energy saving, treatment of disease, sustainable food system and food security, access to finance or education services.

Within the impact universe, the Advisor will employ a positive screening process to identify for investment securities of companies that provide solutions to significant global challenges through the impact of their products and services, that are attractive based on their fundamental valuation profile in addition to evaluating specific sustainability (ESG) factors as well as the ability

of the Advisor to engage with the company's management on impact and ESG-related issues.

Engagement with portfolio companies on ESG and/or impact related topics is a key aspect of the Fund's strategy. Companies have the potential to create additional impact through improving or optimizing the use of their products and services throughout society as well as indirectly through changes to their operations and supply chain. The Advisor's portfolio management team, supported by Sustainable Investing Research staff, will seek to deliver additional positive impact through engagement with companies held in the Fund's portfolio. The Advisor uses the UN SDGs to guide and frame engagement activities with companies held by the Fund. The Advisor will establish specific engagement goals, and measure and evaluate progress regularly in order to assess the impact of its engagement efforts. The purpose of engagement with companies is to:

- Support the company in improving the management of material ESG risks in its operations and supply chain;
- Support the company in seizing material ESG opportunities; and
- Support the company in assessing, measuring, reporting and increasing the positive impact of its products and services.

The Advisor uses a combination of ESG tools to aid stock selection. The Advisor uses an ESG Material Issues Framework to identify 3 to 5 of the most financially relevant factors, per sector, that can impact the investment thesis across different industry sectors. The universe of sustainability issues includes environmental factors such as global greenhouse gas emissions and wastewater management; social factors such as customer privacy and product safety; and governance factors such as critical and systemic risk management.

The Advisor also uses a proprietary risk tool to combine scores and data points from a number of reputable external research providers together with the UBS internal ESG model to flag companies with elevated sustainability risks. In addition, absolute ESG risks such as poor corporate governance and high ESG controversy levels are included in the Advisor's risk tool. Collectively, these

# More information about the funds—UBS Engage For Impact Fund

inputs lead to an ESG Risk Signal which flags companies with high ESG risks. Once outliers are identified, the Advisor conducts more in-depth analysis to assess the material impact of the ESG risks.

The Advisor's assessment of the ability of public companies to generate impact is based upon impact measurement methodologies the Advisor has developed in partnership with academics from the fields of earth sciences and public health science to measure changes in human well-being and changes in environmental quality (e.g. reduction in air pollution, hospitalizations and biodiversity loss). The impact of the companies held in the Fund's portfolio is reviewed periodically, but impact measurement methodology may not necessarily cover all holdings in the Fund's portfolio at all times. In addition, the Advisor collects data on product output and outcome publicly reported by the companies themselves.

In addition, the Advisor excludes companies that are involved in certain sectors and activities, or derive material revenue from certain sectors and activities, that are viewed as having a negative social or environmental impact. These include:

- Controversial weapons, which cover:
  - cluster munitions
  - anti-personnel mines
  - chemical weapons
  - biological weapons
  - nuclear weapons produced in breach of the Treaty on the Non-Proliferation of Nuclear Weapons
- Depleted Uranium manufacturers
- Thermal coal extraction and oil sands (10% revenue threshold at acquisition)
- Thermal coal power generation (20% revenue threshold at acquisition)
- Controversial behavior
  - Companies violating the United Nations Global Compact principles and who do not demonstrate credible corrective action
- Controversial business activities
  - Production/manufacture of tobacco products (5% revenue threshold at acquisition)
  - Production/manufacture of alcohol (5% revenue threshold at acquisition)
  - Production/publishing of adult entertainment (5% revenue threshold at acquisition)
  - Own/operate gambling facilities (5% revenue threshold at acquisition)

- Nuclear power activities (5% revenue threshold at acquisition)
- Production of conventional military weapons (5% revenue threshold at acquisition)
- Other UBS AM (Americas) derived engagement-based criteria

The negative screening process generally incorporates data obtained from third-party service providers. The Advisor has the right to change the third-party service providers that support this process at any time. The other UBS AM (Americas) derived engagement-based criteria are implemented based on the results of analyses under a proprietary UBS AM (Americas) engagement program pursuant to which UBS AM (Americas) assesses a company's progress over a pre-determined time period relative to a pre-determined set of engagement objectives. The Advisor may modify this list of prohibited investments, including revenue thresholds or any particular exclusion, at any time, without shareholder approval or notice.

The Fund may invest in cash or cash equivalent instruments, including shares of an affiliated investment company. When market or other conditions warrant, the Fund may make substantial temporary defensive investments in cash or cash equivalents that may be inconsistent with the Fund's principal investment strategies, which may affect the Fund's ability to pursue its investment objective.

The Fund may lend its portfolio securities to generate additional income.

## **Additional information about principal risks**

An investment in the Fund is not guaranteed; you may lose money by investing in the Fund. The principal risks presented by an investment in the Fund are:

- *Foreign investing risk*—The risk that prices of the Fund's investments in foreign securities may go down because of unfavorable foreign government actions or regulation, political instability or the absence of accurate or publicly available information about foreign issuers. In addition, political, diplomatic, or regional conflicts, terrorism or war, social and economic instability, and internal or external policies or economic sanctions limiting or restricting foreign investment, the movement of assets or other economic activity may affect the value and liquidity of foreign securities.

# More information about the funds—UBS Engage For Impact Fund

Also, a decline in the value of foreign currencies relative to the US dollar will reduce the value of securities denominated in those currencies. In addition, foreign securities are sometimes less liquid and harder to sell and to value than securities of US issuers. Each of these risks is more severe for securities of issuers in emerging market countries. In addition, if one or more countries were to exit the European Union or abandon the use of the euro as a currency, the value of investments tied to those countries or the euro could decline significantly and unpredictably. While it is not possible to determine the precise impact such events may have on the Fund, the impact on the European economies and the broader global economy could be significant, and result in negative impacts, such as increased volatility and illiquidity, and potentially lower economic growth on markets in Europe and globally, which may adversely affect the value of the Fund's investments.

- *Sustainability factor risk and risk of impact investing*—Because the Fund uses sustainability factors to assess and exclude certain investments for non-financial reasons, the Fund may forego some market opportunities available to funds that do not use these factors. As a result, the Fund's sustainability factors used in its investment process and the Advisor's impact investing approach will likely make the Fund perform differently from a fund that relies solely or primarily on financial metrics, and the Fund's sustainability factors may be linked to long-term rather than short-term returns. The sustainability factors and the Advisor's impact investing approach may cause the Fund's industry allocation to deviate from that of funds without these considerations.
- *Small- and mid-capitalization risk*—The risk that investments in small and medium size companies may be more volatile than investments in larger companies, as small and medium size companies generally experience higher growth and failure rates. The trading volume of these securities is normally lower than that of larger companies. Such securities may be less liquid than others and could make it difficult to sell a security at a time or price desired. Changes in the demand for these securities generally have a disproportionate effect on their market price, tending to make prices rise more in response to buying demand and fall more in response to selling pressure.
- *Geographic concentration risk*—The risk that if the Fund has most of its investments in a single country or region, its portfolio will be more susceptible to factors adversely affecting issuers located in that country or region than would a more geographically diverse portfolio of securities.
- *Emerging market risk*—The risk that investments in emerging market issuers may decline in value because of unfavorable foreign government actions, greater risks of political instability or the absence of accurate information about emerging market issuers. Further, emerging countries may have economies based on only a few industries and securities markets that trade only a small number of securities and employ settlement procedures different from those used in the United States. Prices on these exchanges tend to be volatile and, in the past, securities in these countries have offered greater potential for gain (as well as loss) than securities of companies located in developed countries. Issuers may not be subject to uniform accounting, auditing and financial reporting standards and there may be less publicly available financial and other information about such issuers, comparable to US issuers. Governments in emerging market countries are often less stable and more likely to take extralegal action with respect to companies, industries, assets, or foreign ownership than those in more developed markets. Moreover, it can be more difficult for investors to bring litigation or enforce judgments against issuers in emerging markets or for US regulators to bring enforcement actions against such issuers. Further, investments by foreign investors are subject to a variety of restrictions in many emerging countries. Countries such as those in which the Fund may invest may experience high rates of inflation or deflation, high interest rates, exchange rate fluctuations or currency depreciation, large amounts of external debt, balance of payments and trade difficulties and extreme poverty and unemployment.
- *China risk*—There are special risks associated with investments in China (including Chinese companies listed on US and Hong Kong exchanges), Hong Kong and Taiwan, including exposure to currency fluctuations, less liquidity, expropriation, confiscatory taxation, nationalization and exchange control regulations (including currency blockage). Inflation and rapid fluctuations in inflation and interest rates have had, and may continue to have, negative effects on the econo-

# More information about the funds—UBS Engage For Impact Fund

my and securities markets of China, Hong Kong and Taiwan. In addition, investments in Taiwan and Hong Kong could be adversely affected by their respective political and economic relationship with China. China, Hong Kong and Taiwan are deemed by the investment manager to be emerging markets countries, which means an investment in these countries has more heightened risks than general foreign investing due to a lack of established legal, political, business and social frameworks and accounting standards or auditor oversight in these countries to support securities markets as well as the possibility for more widespread corruption and fraud. Difficulties of the Public Company Accounting Oversight Board (“PCAOB”) to inspect audit work papers and practices of PCAOB-registered accounting firms in China with respect to their audit work of US reporting companies may also impose significant additional risks associated with investments in China. There may be significant obstacles to obtaining information necessary for investigations into or litigation against companies located in or operating in China and shareholders may have limited legal remedies.

Certain securities issued by companies located or operating in China, such as China A-shares, are subject to trading restrictions, quota limitations and less market liquidity. Significant portions of the Chinese securities markets may become rapidly illiquid, as Chinese issuers have the ability to suspend the trading of their equity securities, and have shown a willingness to exercise that option in response to market volatility and other events. The liquidity of Chinese securities may shrink or disappear suddenly and without warning as a result of adverse economic, market or political events, natural disasters, public health threats or adverse investor perceptions, whether or not accurate.

Reduction in spending on Chinese products and services, a shutdown in the housing construction and development markets, institution of tariffs or other trade barriers, trade or political disputes with China’s major trading partners, or a downturn in any of the economies of China’s key trading partners may have an adverse impact on the Chinese economy. Trade disputes may trigger a significant reduction in international trade, the oversupply of certain manufactured goods, substantial price reductions of goods and possible failure of individual companies and/or large seg-

ments of China’s export industry, which could have a negative impact on the Fund’s performance.

Additionally, emerging market countries, such as China, may subject the Fund’s investments to a number of tax rules, and the application of many of those rules may be uncertain. Moreover, China has implemented a number of tax reforms in recent years, and may amend or revise its existing tax laws and/or procedures in the future, possibly with retroactive effect. Changes in applicable Chinese tax law could reduce the after-tax profits of the Fund, directly or indirectly, including by reducing the after-tax profits of companies in China in which the Fund invests. Chinese taxes that may apply to the Fund’s investments include income tax or withholding tax on dividends, interest or gains earned by the Fund, business tax and stamp duty. Uncertainties in Chinese tax rules could result in unexpected tax liabilities for the Fund.

- *China A-shares and Stock Connect investing risk*—China A-shares are subject to a number of restrictions imposed by Chinese securities regulations and listing rules. Investments by foreign investors in A-shares are subject to various restrictions, regulations and limits. The A-share market is volatile and can have a higher risk of suspension of trading in a particular security or multiple securities or government intervention. Trading suspensions could lead to greater market execution risk, valuation risks, liquidity risks, and costs for the Fund.

Investing in A-shares through Stock Connect is subject to trading, clearance, settlement, and other procedures, which could pose risks to the Fund. Trading through the Stock Connect program is subject to daily quotas that limit the maximum daily net purchases on any particular day, each of which may restrict or preclude the Fund’s ability to invest in A-shares through the Stock Connect program. The Fund’s investments in Stock Connect A-shares are generally subject to PRC securities regulations and listing rules, among other restrictions. Any changes in laws, regulations and policies of the China A-shares market or rules in relation to Stock Connect may affect China A-share prices and tax treatment. These risks are heightened by the developing state of the PRC’s investment and banking systems in general. The Shanghai and Shenzhen markets may be open at a time when Stock Connect is

# More information about the funds—UBS Engage For Impact Fund

not trading, with the result that prices of China A-shares may fluctuate at times when the Fund is unable to add to or exit its position.

- *IPOs risk*—The purchase of shares issued in IPOs exposes a fund to the risks associated with organizations that have little operating history as public companies, as well as to the risks associated with the sectors of the market in which the issuer operates. Further, the absence of a prior public market, unseasoned trading, the small number of shares usually available for trading or the possibility of dilution of share value by issuance of additional shares may affect the market value of IPO shares. The market for IPO shares has been volatile, and share prices of newly public companies have fluctuated significantly over short periods of time.
- *Market risk*—The risk that the market value of the Fund's investments will fluctuate as the stock and fixed-income markets fluctuate. Market risk may affect a single issuer, industry or sector of the economy, or it may affect the market as a whole. In addition, turbulence in financial markets and reduced liquidity in equity and/or fixed-income markets may negatively affect the Fund. Global economies and financial markets are becoming increasingly interconnected, and conditions and events in one country, region or financial market may adversely impact issuers in a different country, region or financial market. Events such as war, acts of terrorism, natural disasters, recessions, rapid inflation, the imposition of international sanctions, pandemics or other public health threats could also significantly impact the Fund and its investments. These risks may be magnified if certain events or developments adversely interrupt the global supply chain, and could affect companies worldwide.

Recent examples include pandemic risks related to COVID-19 and the aggressive measures taken worldwide in response by (i) governments, including closing borders, restricting travel and imposing prolonged quarantines of, or similar restrictions on, large populations, and (ii) businesses, including forced or voluntary closures, changes to operations and reductions of staff. The effects of COVID-19 have contributed to increased volatility in global financial markets and may affect certain countries, regions, companies, industries and market sectors more dramatically than others. The COVID-19 pandemic has had, and any other outbreak

of an infectious disease or serious environmental or public health concern could have, a significant negative impact on economic and market conditions, could exacerbate pre-existing political, social and economic risks in certain countries or regions and could trigger a prolonged period of global economic slowdown, which may impact the Fund. It is not known how long the impact of the COVID-19 pandemic will, or future impacts of other significant events would, last or the severity thereof. To the extent the Fund is overweight in certain countries, regions, companies, industries or market sectors, such positions will increase the risk of loss from adverse developments affecting those countries, regions, companies, industries or sectors.

- *Focus risk*—To the extent the Fund's investment strategy leads to sizable allocations to a particular market, sector or industry, the Fund may be more sensitive to any single economic, business, political, regulatory, or other event that occurs in that market, sector or industry. As a result, there may be more fluctuation in the price of the Fund's shares.
- *Leverage risk associated with financial instruments*—Certain derivatives that the Fund may use may create leverage. Derivatives that involve leverage can result in losses to the Fund that exceed the amount originally invested in the derivatives.
- *Derivatives risk*—Derivatives involve risks different from, and possibly greater than, the risks associated with investing directly in securities and other instruments. Derivatives require investment techniques and risk analyses different from those of other investments. If the Advisor incorrectly forecasts the value of securities, currencies, interest rates, or other economic factors in using derivatives, the Fund might have been in a better position if the Fund had not entered into the derivatives. While some strategies involving derivatives can protect against the risk of loss, the use of derivatives can also reduce the opportunity for gain or even result in losses by offsetting favorable price movements in other Fund investments. Derivatives also involve the risk of mispricing or improper valuation, the risk that changes in the value of a derivative may not correlate perfectly with the underlying asset, rate, index, or overall securities markets, and counterparty and credit risk (the risk that the other party to a derivative will not fulfill its contractual obligations, whether because of bankruptcy or other default). With respect



# More information about the funds—UBS Engage For Impact Fund

to futures, there is a risk of loss by the Fund of the initial and variation margin deposits in the event of bankruptcy of an FCM with which the Fund has an open position in a futures contract. The assets of the Fund may not be fully protected in the event of the bankruptcy of the FCM or central counterparty. The Fund is also subject to the risk that the FCM could use the Fund's assets to satisfy its own financial obligations or the payment obligations of another customer to the central counterparty. Gains or losses involving some options, futures, and other derivatives may be substantial (for example, for some derivatives, it is possible for the Fund to lose more than the amount the Fund invested in the derivatives). Some derivatives tend to be more volatile than other investments, resulting in larger gains or losses in response to market changes. Derivatives are subject to a number of other risks, including liquidity risk (the possible lack of a secondary market for derivatives and the resulting inability of the Fund to sell or otherwise close out the derivatives) and interest rate risk (some derivatives are more sensitive to interest rate changes and market price fluctuations). The Fund's use of derivatives may cause the Fund to realize higher amounts of short-term capital gains (generally taxed at ordinary income tax rates) than if the Fund had not used such instruments. Finally, the regulation of derivatives is a changing area of law and it is not possible to predict fully the effects of current or future regulation. It is possible that developments in government regulation of various types of derivatives could affect the character, timing and amount of the Fund's taxable income or gains; may limit or prevent the Fund from using or limit the Fund's use of these instruments effectively as a part of its investment strategy; and could adversely affect the Fund's ability to achieve its investment objective. The Fund's use of derivatives may be limited by the requirements for taxation of the Fund as a regulated investment company. New requirements, even if not directly applicable to the Fund, may increase the cost of the Fund's investments and cost of doing business, may limit the availability of derivatives or may otherwise adversely affect the value or performance of derivatives.

- *Investing in other funds risk*—The Fund's investment performance is affected by the investment performance of the underlying funds in which the Fund may invest, including ETFs. Through its investment in the underlying funds, the Fund is subject to the risks of

the underlying funds' investments and their expenses. While the risks of owning shares of an ETF generally reflect the risks of owning the underlying securities the ETF is designed to track, lack of liquidity in an ETF can result in its value being more volatile than the underlying portfolio securities. In addition, shares of ETFs typically trade on securities exchanges, which may subject the Fund to the risk that an ETF in which the Fund invests may trade at a premium or discount to its net asset value and that trading an ETF's shares may be halted if the listing exchange's officials deem such action appropriate. Also, an ETF may not replicate exactly the performance of the benchmark index it seeks to track for a number of reasons, including transaction costs incurred by the ETF, the temporary unavailability of certain index securities in the secondary market or discrepancies between the ETF and the index with respect to the weighting or number of instruments held by the ETF. In addition, a passively managed ETF would not necessarily sell a security because the issuer of the security was in financial trouble unless the security is removed from the index that the ETF seeks to track.

- *Real estate securities and REITs risk*—The risk that the Fund's performance will be affected by adverse developments in the real estate industry. Real estate values may be affected by a variety of factors, including: local, national or global economic conditions; changes in zoning or other property-related laws; environmental regulations; interest rates; tax and insurance considerations; overbuilding; property taxes and operating expenses; or declining values in a neighborhood. Similarly, a REIT's performance depends on the types, values, locations and management of the properties it owns. In addition, a REIT may be more susceptible to adverse developments affecting a single project or market segment than a more diversified investment. Loss of status as a qualified REIT under the US federal tax laws could adversely affect the value of a particular REIT or the market for REITs as a whole.
- *Management risk*—The risk that the investment strategies, techniques and risk analyses employed by the Advisor may not produce the desired results. The Advisor may be incorrect in its assessment of the value of securities or assessment of market trends, which can result in losses to the Fund.

# More information about the funds—UBS Engage For Impact Fund

## **Additional (non-principal) risks**

- **Securities lending risk**—Securities lending involves the lending of portfolio securities owned by the Fund to qualified broker-dealers and financial institutions who provide collateral to the Fund in connection with these loans. Securities lending involves the risk that the borrower may fail to return the securities in a timely manner or at all. As a result, the Fund may lose money and there may be a delay in recovering the loaned securities. The Fund also could lose money if it does not recover the securities and/or the value of the collateral falls, including the value of investments made with cash collateral. In some cases, these risks may be mitigated by an indemnification provided by the Fund's lending agent.
- **Cybersecurity risk**—The Fund, like other business organizations, is susceptible to operational, information security and related risks through breaches in cybersecurity. In general, cybersecurity failures or breaches of the Fund or its service providers or the issuers of securities in which the Fund invests may result from deliberate attacks or unintentional events and may arise from external or internal sources. Cybersecurity breaches may involve unauthorized access to the Fund's digital information systems (e.g., through "hacking" or malicious software coding), but may also result from outside attacks such as denial-of-service attacks (i.e., efforts to make network services unavailable to intended users). Cybersecurity failures or breaches affecting the Fund's investment advisor or any other service providers (including, but not limited to, Fund accountants, custodians, transfer agents and financial intermediaries) have the ability to cause disruptions and impact business operations, potentially resulting in financial losses, interference with the

Fund's ability to calculate its net asset value, impediments to trading, the inability of Fund shareholders to transact business, destruction to equipment and systems, violations of applicable privacy and other laws, regulatory fines, penalties, reputational damage, reimbursement or other compensation costs and/or additional compliance costs. In addition, substantial costs may be incurred in order to prevent any cybersecurity breaches in the future.

## **Other information**

**Exclusion of Advisor from commodity pool operator definition**—With respect to the Fund, the Advisor has claimed an exclusion from the definition of a CPO under the CEA and the rules of the CFTC and, therefore, is not subject to CFTC registration or regulation as a CPO. In addition, the Advisor is relying upon a related exclusion from the definition of a CTA under the CEA and the rules of the CFTC.

The terms of the CPO exclusion require the Fund, among other things, to adhere to certain limits on its investments in "commodity interests." Commodity interests include commodity futures, commodity options and swaps, which in turn include non-deliverable forward currency agreements, as further described in the Fund's SAI. Because the Advisor and the Fund intend to comply with the terms of the CPO exclusion at this time, the Fund will limit its investments in these types of instruments. The Fund is not intended as a vehicle for trading in the commodity futures, commodity options or swaps markets. The CFTC has neither reviewed nor approved the Advisor's reliance on these exclusions, or the Fund, its investment strategies or this prospectus.

# More information about the funds—UBS Global Allocation Fund

## Investment objective, strategies, securities selection and risks

### Fund objective

The Fund seeks to maximize total return, consisting of capital appreciation and current income.

### Principal investment strategies

Under normal circumstances, the Fund will invest in securities and derivatives to gain exposure to equity, fixed income, and alternative asset class securities, including, but not limited to, convertible bonds and real estate securities, including REITs and real estate operating companies. The Fund may gain exposure to issuers located within and outside the United States, including securities of issuers in both developed (including the United States) and emerging markets countries.

Investments in fixed income securities may include, but are not limited to, debt securities of governments throughout the world (including the United States), their agencies and instrumentalities, debt securities of corporations, mortgage-backed securities and asset-backed securities. The Fund may invest in securities of any maturity of greater than one year. The Fund may invest in both investment grade and high yield (lower-rated or “junk bonds”) securities. Investments in equity securities may include, but are not limited to, common stock and preferred stock. The Fund may invest in other open-end investment companies advised by the Advisor to gain exposure to certain asset classes. The Fund does not pay advisory fees that are retained by the Advisor in connection with its investment in the investment companies advised by the Advisor, but may pay other expenses associated with such investments (such as sub-advisory fees paid to other parties, if any). In addition, the Fund may invest in other open-end investment companies, ETFs and similarly structured pooled investments in order to provide exposure to certain asset classes.

The Fund invests its assets in investments that are economically tied to a number of countries throughout the world. As of September 30, 2023, the Fund was invested in securities of issuers from 78 countries either directly or through its investments in other investment companies, and approximately 56.5% of its assets were invested in US markets. Under normal market conditions, the Fund invests, either directly or through its investments in other investment companies, significantly

(at least 40-80% of its total assets—unless market conditions are not deemed favorable by the Advisor in which case the Fund would invest at least 30% of its total assets) in issuers organized or having their principal place of business outside the United States or doing a substantial amount of business outside the United States. The Fund may also take active positions on volatility to generate returns or to hedge the Fund’s portfolio.

The Fund may, but is not required to, use derivative instruments for risk management purposes or as part of the Fund’s investment strategies. Generally, derivatives are financial contracts whose value depends upon, or is derived from, the value of an underlying asset, reference rate, index or other market factor and may relate to stocks, bonds, interest rates, credit, currencies or currency exchange rates, commodities and related indexes. Examples of derivatives include options, futures, forward agreements, swap agreements (including, but not limited to, interest rate, total return, credit default and inflation swaps), credit-linked securities, equity participation notes and equity linked notes. The Fund may use derivatives to earn income and enhance returns, to manage or adjust the risk profile of the Fund, to replace more traditional direct investments, to obtain exposure to certain markets, or to establish net short positions for individual markets, currencies or securities.

### Securities selection

The Fund is a multi-asset fund, and invests in each of the major asset classes: US fixed income, US equities, international fixed income (including emerging markets), international equities (including emerging markets), and alternative assets. Asset allocation decisions are tactical, based upon the Advisor’s assessment of valuations and prevailing market conditions in the United States and abroad. In determining the asset allocation of the Fund, the Advisor may utilize fundamental valuation and market behavior indicators to construct the Fund’s portfolio.

### Top down selection

Asset allocation decisions are primarily driven by UBS AM (Americas)’s assessment of valuation and prevailing market conditions in the United States and around the world. Using a systematic approach, the portfolio management team analyzes the asset classes and investments across equities, fixed income, and alternative asset classes (including currency), considering both fun-

# More information about the funds—UBS Global Allocation Fund

damental valuation, economic and other market indicators. Regarding valuation, the Advisor evaluates whether asset classes and investments are attractively priced relative to fundamentals. The starting point is to assess the intrinsic value of an asset class, as determined by the fundamentals that drive an asset class' future cash flow. The intrinsic value represents a long term anchor point to which the Advisor believes the asset class will eventually revert.

Fair value estimates of asset classes and markets are an output of UBS AM (Americas)'s proprietary valuation models. Discounting the asset's future cash flow using a discount rate that appropriately reflects the inherent investment risk associated with holding the asset gives the asset's fair value. The competitive advantage of the Advisor's models lies in the quality and consistency of the inputs used and, therefore, the reliability of valuation conclusions. The discrepancy between actual market level and fair value (the price/value discrepancy) is the primary valuation signal used in identifying investment opportunities

Next, the Advisor assesses additional market indicators and considers the effect that other determinants of economic growth and overall market volatility will have on each asset class. While in theory price/value discrepancies may resolve themselves quickly and linearly, in practice price/value discrepancy can grow larger before it resolves. While valuation models have proven effective at identifying longer-term price/value discrepancies, in the shorter term other factors can swamp valuation considerations. Thus, the Advisor incorporates an additional discipline in our idea generation process. The Advisor refers to this additional step in its idea generation process as market behavior analysis. Adding this step helps the Advisor to understand what other market indicators might drive the market towards or away from fundamental value. The Advisor performs systematic analysis of nonvaluation drivers using models measuring sentiment, momentum and flows, market stress, the stage of the economic cycle, as well as an assessment of the general macroeconomic landscape. Conversely, valuation considerations tend to dominate when an asset class is substantially above or below fair value, but the Advisor recognizes that the use of market behavior analysis during these periods is very important to helping improve the timing in and out of these asset classes with very stretched valuations.

## **Bottom up security selection**

With respect to the Advisor's selection of specific equity securities for inclusion in the Fund's equity asset classes, the Advisor may utilize fundamental valuation, quantitative and growth-oriented strategies.

In selecting equity securities for the Fund using the fundamental valuation process, the Advisor selects securities whose fundamental values it believes are greater than what is reflected in market prices. In this context, the fundamental value of a given security is the Advisor's assessment of what a security is worth. The Advisor bases its estimates of value upon economic, industry and company analysis, as well as upon a company's management team, competitive advantage and core competencies. The Advisor then compares its assessment of a security's value against the prevailing market prices, with the aim of constructing a portfolio of stocks with attractive relative price/value characteristics. For each security under analysis, the fundamental value estimate is compared to the company's current market price to ascertain whether a valuation anomaly exists. A stock with a market price below its assessed fundamental value would be considered for inclusion in the Fund's portfolio. This comparison between price and intrinsic or fundamental value allows comparisons across industries and countries.

Within the equity portion of the Fund's portfolio, the Advisor also may utilize a growth-oriented strategy when investing in US and non-US securities. In selecting growth equities, the Advisor seeks to invest in companies that possess a dominant market position and franchise, a major technological edge or a unique competitive advantage, in part by using a proprietary quantitative screening system that ranks stocks using a series of growth, valuation and momentum metrics, including earnings revision trends, expected earnings growth rates, sales acceleration, price earnings multiples and positive security price momentum. The Advisor expects that these companies can sustain an above average return on invested capital at a higher level and over a longer period of time than is reflected in the current market prices.

In selecting fixed income securities, the Advisor uses an internally developed valuation model that quantifies return expectations for all major bond markets, domestic and foreign. The model employs a qualitative credit review process that assesses the ways in which macro-

# More information about the funds—UBS Global Allocation Fund

economic forces (such as inflation, risk premiums and interest rates) may affect industry trends. Against the output of this model, the Advisor considers the viability of specific debt securities compared to certain qualitative factors, such as management strength, market position, competitive environment and financial flexibility, as well as certain quantitative factors, such as historical operating results, calculation of credit ratios and expected future outlook.

The Advisor's fixed income strategy combines judgments about the absolute value of the fixed income universe and the relative value of issuer sectors, maturity intervals, security durations, credit qualities and coupon segments, as well as specific circumstances facing the issuers of fixed income securities. "Duration" is a measure of price sensitivity of a fixed income investment or portfolio (expressed as % change in price) to a 1 percentage point (i.e., 100 basis points) change in interest rates, accounting for optionality in bonds such as prepayment risk and call/put features. A longer duration means an increased likelihood of interest rate sensitivity. For example, when the level of interest rates increases by 0.10%, the price of a fixed income security or a portfolio of fixed income securities having a duration of five years generally will decrease by approximately 0.50%. Conversely, when the level of interest rates decreases by 0.10%, the price of a fixed income security or a portfolio of fixed income securities having a duration of five years generally will increase by approximately 0.50%. Duration management involves adjusting the sensitivity to interest rates of the holdings within a country. The Advisor manages duration by choosing a maturity mix that provides opportunity for appreciation while also limiting interest rate risks.

The Advisor uses both fundamental valuation and market behavior analysis to make the two-pronged determination of risk budget and risk allocation. The Advisor works closely with the Risk Management team, members of which attend ISIC Committee meetings, to determine the appropriate amount of risk capital to allocate to the underlying trade ideas given the strategy's risk budget and objectives, prevailing investment opportunities, and other strategy exposures. To assist in this process the Risk Management team performs scenario and correlation analysis to better understand the risk and diversification of the overall strategy, and attempts to ensure that unintended factor exposures are identified, managed and monitored.

The Fund may invest in cash or cash equivalent instruments, including shares of an affiliated investment company. When market or other conditions warrant, the Fund may make substantial temporary defensive investments in cash or cash equivalents that may be inconsistent with the Fund's principal investment strategies, which may affect the Fund's ability to pursue its investment objective. The Advisor actively manages the Fund. As such, the Fund may have high portfolio turnover, which may result in higher costs for brokerage commissions, transaction costs and taxable gains. The trading costs and tax effects associated with portfolio turnover may adversely affect the Fund's performance.

The Fund may engage in active and frequent trading of portfolio securities to achieve its principal investment strategies.

Under certain market conditions, the Fund may invest in companies at the time of their IPO.

The Fund may lend its portfolio securities to generate additional income.

## **Additional information about principal risks**

An investment in the Fund is not guaranteed; you may lose money by investing in the Fund. The principal risks presented by an investment in the Fund are:

- *Foreign investing risk*—The risk that prices of the Fund's investments in foreign securities may go down because of unfavorable foreign government actions or regulation, political instability or the absence of accurate or publicly available information about foreign issuers. In addition, political, diplomatic, or regional conflicts, terrorism or war, social and economic instability, and internal or external policies or economic sanctions limiting or restricting foreign investment, the movement of assets or other economic activity may affect the value and liquidity of foreign securities. Also, a decline in the value of foreign currencies relative to the US dollar will reduce the value of securities denominated in those currencies. In addition, foreign securities are sometimes less liquid and harder to sell and to value than securities of US issuers. Each of these risks is more severe for securities of issuers in emerging market countries. In addition, if one or more countries were to exit the European Union or abandon the use of the euro as a currency, the value of investments tied to those countries or the euro could decline

# More information about the funds—UBS Global Allocation Fund

significantly and unpredictably. While it is not possible to determine the precise impact such events may have on the Fund, the impact on European economies and the broader global economy could be significant, and result in negative impacts, such as increased volatility and illiquidity, and potentially lower economic growth on markets in Europe and globally, which may adversely affect the value of the Fund's investments.

- *Asset allocation risk*—The risk that the Fund may allocate assets to an asset category that underperforms other asset categories. For example, the Fund may be overweighted in equity securities when the stock market is falling and the fixed income market is rising.
- *Interest rate risk*—The risk that changing interest rates may adversely affect the value of an investment. An increase in prevailing interest rates typically causes the value of fixed income securities to fall, while a decline in prevailing interest rates may cause the market value of fixed income securities to rise. Changes in interest rates will affect the value of longer-term fixed income securities more than shorter-term securities and higher quality securities more than lower quality securities. Interest rate changes can be sudden and unpredictable, and are influenced by a number of factors including government policy, inflation expectations and supply and demand. A substantial increase in interest rates may have an adverse impact on the liquidity and valuation of a security, especially those with longer maturities. Changes in government monetary policy, including changes in tax policy or changes in a central bank's implementation of specific policy goals, may have a substantial impact on interest rates. There can be no guarantee that any particular government or central bank policy will be continued, discontinued or changed nor that any such policy will have the desired effect on interest rates.
- *Credit and high yield bond risk*—This is the risk that an issuer may default or otherwise be unable to honor a financial obligation. Bonds with ratings of Ba1 or lower by Moody's or BB+ or lower by S&P or Fitch, comparably rated by another nationally recognized statistical rating organization or, if unrated, determined by the Advisor to be of comparable quality, may have increased risks of default (also known as lower-rated or "junk bonds"). These securities are considered to be predominately speculative with respect to an issuer's capacity to pay interest and repay principal in accordance with the terms of the obligations. Lower-rated bonds are more likely to be subject to an issuer's default or downgrade than investment grade (higher-rated) bonds.
- *Emerging market risk*—There are additional risks inherent in investing in less developed countries that are applicable to the Fund. Compared to the United States and other developed countries, investments in emerging market issuers may decline in value because of unfavorable foreign government actions, greater risks of political instability or the absence of accurate information about emerging market issuers. Further, emerging countries may have economies based on only a few industries and securities markets that trade only a small number of securities and employ settlement procedures different from those used in the United States. Prices on these exchanges tend to be volatile and, in the past, securities in these countries have offered greater potential for gain (as well as loss) than securities of companies located in developed countries. Issuers may not be subject to uniform accounting, auditing and financial reporting standards and there may be less publicly available financial and other information about such issuers, comparable to US issuers. Governments in emerging market countries are often less stable and more likely to take extralegal action with respect to companies, industries, assets, or foreign ownership than those in more developed markets. Moreover, it can be more difficult for investors to bring litigation or enforce judgments against issuers in emerging markets or for US regulators to bring enforcement actions against such issuers. Further, investments by foreign investors are subject to a variety of restrictions in many emerging countries. Countries such as those in which the Fund may invest may experience high rates of inflation or deflation, high interest rates, exchange rate fluctuations or currency depreciation, large amounts of external debt, balance of payments and trade difficulties and extreme poverty and unemployment.
- *Liquidity risk*—The risk that the Fund may have difficulty or may not be able to sell its investments. Illiquidity may result from political, economic or issuer specific events; changes in a specific market's size or structure, including the number of participants; or overall market disruptions. When there is no willing buyer and investments cannot be readily sold at the desired time or price, the Fund may have to accept a

## More information about the funds—UBS Global Allocation Fund

lower price or may not be able to sell the security at all. An inability to sell securities can adversely affect the Fund's value or prevent the Fund from being able to take advantage of other investment opportunities. Liquid portfolio investments may become illiquid or less liquid after purchase by the Fund due to low trading volume, adverse investor perceptions and/or other market developments. In recent years, the number and capacity of dealers that make markets in fixed income securities has decreased. Consequently, the decline in dealers engaging in market making trading activities may increase liquidity risk, which can be more pronounced in periods of market turmoil or when prices of securities are negatively impacted by rapid or unexpected changes in interest rates. Liquidity risk may be magnified in a rising interest rate environment or when investor redemptions from fixed income funds may be higher than normal, causing increased supply in the market due to selling activity. Liquidity risk includes the risk that the Fund will experience significant net redemptions at a time when it cannot find willing buyers for its portfolio securities or can only sell its portfolio securities at a material loss.

- *Mortgage- and asset-backed securities risk*—The Fund may invest in mortgage- and asset-backed securities that are subject to prepayment or call risk, which is the risk that the borrower's payments may be received earlier or later than expected due to changes in prepayment rates on underlying loans. Faster prepayments often happen when interest rates are falling. As a result, the Fund may reinvest these early payments at lower interest rates, thereby reducing the Fund's income. Conversely, when interest rates rise, prepayments may happen more slowly, causing the security to lengthen in duration. Longer duration securities tend to be more volatile. Securities may be prepaid at a price less than the original purchase value. An unexpectedly high rate of defaults on the mortgages held by a mortgage pool may adversely affect the value of mortgage-backed securities and could result in losses to the Fund.
- *Prepayment or call risk*—The risk that issuers will prepay fixed rate obligations when interest rates fall, forcing the Fund to reinvest in obligations with lower interest rates than the original obligations. When interest rates are rising, slower prepayments may

extend the duration of the securities and may reduce their value.

- *Small- and mid-capitalization risk*—The risk that investments in small and medium size companies may be more volatile than investments in larger companies, as small and medium size companies generally experience higher growth and failure rates. The trading volume of these securities is normally lower than that of larger companies. Such securities may be less liquid than others and could make it difficult to sell a security at a time or price desired. Changes in the demand for these securities generally have a disproportionate effect on their market price, tending to make prices rise more in response to buying demand and fall more in response to selling pressure.
- *Sovereign debt risk*—Investment in sovereign debt involves special risks, including the risk that the issuer of the debt or the governmental authorities that control the repayment of the debt may be unable or unwilling to repay principal and/or interest when due in accordance with the terms of such debt, and the Fund may have limited legal recourse in the event of a default. In addition, the issuer of sovereign debt may be unable or unwilling to repay due to the imposition of international sanctions and other similar measures.
- *US Government securities risk*—Credit risk is the risk that the issuer will not make principal or interest payments when they are due. There are different types of US government securities with different relative levels of credit risk depending on the nature of the particular government support for that security. US government securities may be supported by (i) the full faith and credit of the United States; (ii) the ability of the issuer to borrow from the US Treasury; (iii) the credit of the issuing agency, instrumentality or government-sponsored entity; (iv) pools of assets (e.g., mortgage-backed securities); or (v) the United States in some other way. In some cases, there is even the risk of default. For example, for asset backed securities there is the risk those assets will decrease in value below the face value of the security. Similarly, for certain agency-issued securities there is no guarantee the US government will support the agency if it is unable to meet its obligations. Further, the US government and its agencies and instrumentalities do not guaran-

# More information about the funds—UBS Global Allocation Fund

tee the market value of their securities; consequently, the value of such securities will fluctuate.

- *IPOs risk*—The purchase of shares issued in IPOs exposes a fund to the risks associated with organizations that have little operating history as public companies, as well as to the risks associated with the sectors of the market in which the issuer operates. Further, the absence of a prior public market, unseasoned trading, the small number of shares usually available for trading or the possibility of dilution of share value by issuance of additional shares may affect the market value of IPO shares. The market for IPO shares has been volatile, and share prices of newly public companies have fluctuated significantly over short periods of time.
- *Market risk*—The risk that the market value of the Fund's investments will fluctuate as the stock and fixed-income markets fluctuate. Market risk may affect a single issuer, industry or sector of the economy, or it may affect the market as a whole. In addition, turbulence in financial markets and reduced liquidity in equity and/or fixed-income markets may negatively affect the Fund. Global economies and financial markets are becoming increasingly interconnected, and conditions and events in one country, region or financial market may adversely impact issuers in a different country, region or financial market. Events such as war, acts of terrorism, natural disasters, recessions, rapid inflation, the imposition of international sanctions, pandemics or other public health threats could also significantly impact the Fund and its investments. These risks may be magnified if certain events or developments adversely interrupt the global supply chain, and could affect companies worldwide.

Recent examples include pandemic risks related to COVID-19 and the aggressive measures taken worldwide in response by (i) governments, including closing borders, restricting travel and imposing prolonged quarantines of, or similar restrictions on, large populations, and (ii) businesses, including forced or voluntary closures, changes to operations and reductions of staff. The effects of COVID-19 have contributed to increased volatility in global financial markets and may affect certain countries, regions, companies, industries and market sectors more dramatically than others. The COVID-19 pandemic has had, and any other outbreak

of an infectious disease or serious environmental or public health concern could have, a significant negative impact on economic and market conditions, could exacerbate pre-existing political, social and economic risks in certain countries or regions and could trigger a prolonged period of global economic slowdown, which may impact the Fund. It is not known how long the impact of the COVID-19 pandemic will, or future impacts of other significant events would, last or the severity thereof. To the extent the Fund is overweight in certain countries, regions, companies, industries or market sectors, such positions will increase the risk of loss from adverse developments affecting those countries, regions, companies, industries or sectors.

- *Portfolio turnover risk*—High portfolio turnover from frequent trading will increase the Fund's transaction costs and may increase the portion of the Fund's capital gains that are realized for tax purposes in any given year. This, in turn, may increase the Fund's taxable distributions in that year. Frequent trading also may increase the portion of the Fund's realized capital gains that is considered "short-term" for tax purposes. Shareholders will pay higher taxes on distributions that represent short-term capital gains than they would pay on distributions that represent long-term capital gains. The Fund does not restrict the frequency of trading in order to limit expenses or the tax effect that its distributions may have on shareholders.
- *Leverage risk associated with financial instruments*—Certain derivatives that the Fund may use may create leverage. Derivatives that involve leverage can result in losses to the Fund that exceed the amount originally invested in the derivatives.
- *Derivatives risk*—Derivatives involve risks different from, and possibly greater than, the risks associated with investing directly in securities and other instruments. Derivatives require investment techniques and risk analyses different from those of other investments. If the Advisor incorrectly forecasts the value of securities, currencies, interest rates, or other economic factors in using derivatives, the Fund might have been in a better position if the Fund had not entered into the derivatives. While some strategies involving derivatives can protect against the risk of loss, the use of derivatives can also reduce the opportunity for gain or even result in losses by offsetting favorable price movements in other Fund investments. Derivatives



## More information about the funds—UBS Global Allocation Fund

also involve the risk of mispricing or improper valuation, the risk that changes in the value of a derivative may not correlate perfectly with the underlying asset, rate, index, or overall securities markets, and counterparty and credit risk (the risk that the other party to a swap agreement or other derivative will not fulfill its contractual obligations, whether because of bankruptcy or other default). With respect to futures and certain swaps, there is a risk of loss by the Fund of the initial and variation margin deposits in the event of bankruptcy of an FCM with which the Fund has an open position in a futures or swaps contract, or the central counterparty in a swap contract. The assets of the Fund may not be fully protected in the event of the bankruptcy of the FCM or central counterparty. The Fund is also subject to the risk that the FCM could use the Fund's assets to satisfy its own financial obligations or the payment obligations of another customer to the central counterparty. Credit risk of cleared swap participants is concentrated in a few clearinghouses, and the consequences of insolvency of a clearinghouse are not clear. Gains or losses involving some options, futures, and other derivatives may be substantial (for example, for some derivatives, it is possible for the Fund to lose more than the amount the Fund invested in the derivatives). Some derivatives tend to be more volatile than other investments, resulting in larger gains or losses in response to market changes. Derivatives are subject to a number of other risks, including liquidity risk (the possible lack of a secondary market for derivatives and the resulting inability of the Fund to sell or otherwise close out the derivatives) and interest rate risk (some derivatives are more sensitive to interest rate changes and market price fluctuations). The Fund's use of derivatives may cause the Fund to realize higher amounts of short-term capital gains (generally taxed at ordinary income tax rates) than if the Fund had not used such instruments. Finally, the regulation of swaps and other derivatives is a changing area of law, and it is not possible to predict fully the effects of current or future regulation. It is possible that developments in government regulation of various types of derivatives could affect the character, timing and amount of the Fund's taxable income or gains; may limit or prevent the Fund from using or limit the Fund's use of these instruments effectively as a part of its investment strategy; and could adversely affect the Fund's ability to achieve its investment objective. The Fund's use of derivatives may be limited by the requirements for taxation of the

Fund as a regulated investment company. New requirements, even if not directly applicable to the Fund, may increase the cost of the Fund's investments and cost of doing business, may limit the availability of derivatives or may otherwise adversely affect the value or performance of derivatives.

- *Investing in other funds risk*—The Fund's investment performance is affected by the investment performance of the underlying funds in which the Fund may invest, including ETFs. Thus, the Fund's performance is affected by the allocation of its assets among the underlying funds and their ability to meet their investment objectives, in addition to any direct investments made by the Fund. The Advisor may not accurately assess the attractiveness or risk potential of particular underlying funds, asset classes or investment styles. In addition, through its investment in the underlying funds, the Fund is subject to the risks of the underlying funds' investments and their expenses. While the risks of owning shares of an ETF generally reflect the risks of owning the underlying securities the ETF is designed to track, lack of liquidity in an ETF can result in its value being more volatile than the underlying portfolio securities. In addition, shares of ETFs typically trade on securities exchanges, which may subject the Fund to the risk that an ETF in which the Fund invests may trade at a premium or discount to its net asset value and that trading an ETF's shares may be halted if the listing exchange's officials deem such action appropriate. Also, an ETF may not replicate exactly the performance of the benchmark index it seeks to track for a number of reasons, including transaction costs incurred by the ETF, the temporary unavailability of certain index securities in the secondary market or discrepancies between the ETF and the index with respect to the weighting or number of instruments held by the ETF. In addition, a passively managed ETF would not necessarily sell a security because the issuer of the security was in financial trouble unless the security is removed from the index that the ETF seeks to track.
- *Real estate securities and REITs risk*—The risk that the Fund's performance will be affected by adverse developments in the real estate industry. Real estate values may be affected by a variety of factors, including: local, national or global economic conditions; changes in zoning or other property-related laws; environmental regulations; interest rates; tax and insurance con-

# More information about the funds—UBS Global Allocation Fund

siderations; overbuilding; property taxes and operating expenses; or declining values in a neighborhood. Similarly, a REIT's performance depends on the types, values, locations and management of the properties it owns. In addition, a REIT may be more susceptible to adverse developments affecting a single project or market segment than a more diversified investment. Loss of status as a qualified REIT under the US federal tax laws could adversely affect the value of a particular REIT or the market for REITs as a whole.

- **Management risk**—The risk that the investment strategies, techniques and risk analyses employed by the Advisor may not produce the desired results. The Advisor may be incorrect in its assessment of the value of securities or assessment of market or interest rate trends, which can result in losses to the Fund.
- **Convertible bond risk**—Convertible bonds are subject to the risks of equity securities when the underlying stock price is high relative to the conversion price (because more of the security's value resides in the conversion feature) and debt instruments when the underlying stock price is low relative to the conversion price (because the conversion feature is less valuable). A convertible bond is not as sensitive to interest rate changes as a similar non-convertible debt instrument, and generally has less potential for gain or loss than the underlying equity security. The prices of equity securities fluctuate from time to time based on changes in the company's financial condition or overall market and economic conditions. Contingent convertible securities are a form of hybrid debt security that are intended to either convert into equity or have their principal written down upon the occurrence of certain "triggers." Some additional risks associated with contingent convertible securities include, but are not limited to, loss absorption risk, subordination risk, and fluctuations in market value based on unpredictable factors.

## **Additional (non-principal) risks**

- **Securities lending risk**—Securities lending involves the lending of portfolio securities owned by the Fund to qualified broker-dealers and financial institutions who provide collateral to the Fund in connection with these loans. Securities lending involves the risk that the borrower may fail to return the securities in a timely manner or at all. As a result, the Fund may lose money and there may be a delay in recovering the loaned

securities. The Fund also could lose money if it does not recover the securities and/or the value of the collateral falls, including the value of investments made with cash collateral. In some cases, these risks may be mitigated by an indemnification provided by the Fund's lending agent.

- **Cybersecurity risk**—The Fund, like other business organizations, is susceptible to operational, information security and related risks through breaches in cybersecurity. In general, cybersecurity failures or breaches of the Fund or its service providers or the issuers of securities in which the Fund invests may result from deliberate attacks or unintentional events and may arise from external or internal sources. Cybersecurity breaches may involve unauthorized access to the Fund's digital information systems (e.g., through "hacking" or malicious software coding), but may also result from outside attacks such as denial-of-service attacks (i.e., efforts to make network services unavailable to intended users). Cybersecurity failures or breaches affecting the Fund's investment advisor or any other service providers (including, but not limited to, Fund accountants, custodians, transfer agents and financial intermediaries) have the ability to cause disruptions and impact business operations, potentially resulting in financial losses, interference with the Fund's ability to calculate its net asset value, impediments to trading, the inability of Fund shareholders to transact business, destruction to equipment and systems, violations of applicable privacy and other laws, regulatory fines, penalties, reputational damage, reimbursement or other compensation costs and/or additional compliance costs. In addition, substantial costs may be incurred in order to prevent any cybersecurity breaches in the future.

## **Other information**

### **Regulation under the Commodity Exchange**

**Act**—The Advisor is registered as a CPO under the CEA and the rules of the CFTC and is subject to CFTC regulation with respect to the Fund. The CFTC has adopted rules regarding the disclosure, reporting and record-keeping requirements that apply with respect to the Fund as a result of the Advisor's registration as a CPO. Generally, these rules allow for substituted compliance with CFTC disclosure and shareholder reporting requirements, based on the Advisor's compliance with comparable SEC requirements. This means that for most of the CFTC's disclosure and shareholder reporting require-

## More information about the funds—UBS Global Allocation Fund

ments applicable to the Advisor as the Fund's CPO, the Advisor's compliance with SEC disclosure and shareholder reporting requirements will be deemed to fulfill the Advisor's CFTC compliance obligations. However, as a result of CFTC regulation with respect to the Fund, the Fund may incur additional compliance and other

expenses. The Advisor is also registered as a CTA but, with respect to the Fund, relies on an exemption from CTA regulation available for a CTA that also serves as the Fund's CPO. The CFTC has neither reviewed nor approved the Fund, its investment strategies, or this prospectus.

# More information about the funds—UBS International Sustainable Equity Fund

## Investment objective, strategies, securities selection and risks

### Fund objective

The Fund seeks to maximize total return, consisting of capital appreciation and current income by investing primarily in the equity securities of non-US issuers.

### Principal investment strategies

Under normal circumstances, the Fund invests at least 80% of its net assets (plus borrowings for investment purposes, if any) in equity securities. Investments in equity securities may include, but are not limited to, dividend-paying securities, common stock and preferred stock of issuers located throughout the world and equity securities of REITs. Under normal market conditions, the Fund invests primarily (at least 65% of its total assets) in issuers organized or having their principal place of business outside the United States or doing a substantial amount of business outside the United States. Up to 35% of the Fund's assets may be invested in US equity securities. The Fund may invest in issuers from both developed and emerging markets. The Fund's investments may include investments in China A-shares (shares of companies based in mainland China that trade on the Shanghai Stock Exchange and the Shenzhen Stock Exchange). The Fund may also invest in listed issuers that have entered into contractual relationships with a China-based business and/or individuals/entities affiliated with the business structured as a VIE. In a VIE arrangement, the China-based company typically forms an offshore company to hold such contractual rights in another jurisdiction (e.g., the Cayman Islands) and then issues shares on a foreign exchange, such as the New York Stock Exchange or the Hong Kong Stock Exchange. Instead of directly owning the equity interests in a Chinese company, the listed company has contractual arrangements with the Chinese company and/or affiliates. These contractual arrangements are expected to provide the listed company (and investors in such company, such as the Fund) with exposure to the China-based company. These arrangements are often used because of Chinese governmental restrictions on non-Chinese ownership of companies in certain industries in China.

The Advisor, on behalf of the Fund, intends to diversify broadly among countries, but reserves the right to invest a substantial portion of the Fund's assets in one or more

countries if economic and business conditions warrant such investments. The Fund invests its assets in investments that are economically tied to a number of countries throughout the world. As of September 30, 2023, the Fund was invested in securities of issuers from 21 countries. The Fund may invest in stocks of companies of any size.

The Fund may, but is not required to, use derivative instruments for risk management purposes or as part of the Fund's investment strategies. Generally, derivatives are financial contracts whose value depends upon, or is derived from, the value of an underlying asset, reference rate, index or other market factor and may relate to stocks, bonds, interest rates, credit, currencies or currency exchange rates, commodities and related indexes. Examples of derivatives include options, futures, forward currency agreements, equity participation notes and equity linked notes. The Fund may use derivatives to earn income and enhance returns, to manage or adjust the risk profile of the Fund, to replace more traditional direct investments (except for forward currency agreements), or to obtain exposure to certain markets (except for forward currency agreements). The Fund also may use futures contracts on equity securities and indices to gain market exposure on its uninvested cash.

Under certain market conditions, the Fund may invest in companies at the time of their IPO.

The Fund will notify shareholders at least 60 days prior to any change in its policy of investing at least 80% of its net assets (plus borrowings for investment purposes, if any) in equity securities.

### Securities selection

The Advisor's investment decisions are based upon price/value discrepancies as identified by the Advisor's fundamental valuation process and material sustainability factors across ESG criteria.

In constructing the Fund's portfolio, the Advisor employs a positive screening process to identify equity securities of companies that are attractive based on their fundamental valuation profile in addition to evaluating specific sustainability factors. In selecting securities for the Fund, the Advisor focuses on, among other things, identifying discrepancies between a security's fundamental value and its market price. In this context, the fundamental value of a given security is the Advisor's assess-

# More information about the funds—UBS International Sustainable Equity Fund

ment of what a security is worth. The Advisor will select a security whose fundamental value it estimates to be greater than its market value at any given time. For each stock under analysis, the Advisor bases its estimates of value upon country, economic, industry and company analysis, as well as upon a company's management team, competitive advantage and core competencies. The Advisor then compares its assessment of a security's value against the prevailing market prices, with the aim of constructing a portfolio of stocks across industries and countries with attractive relative price/value characteristics. Sustainability factors used by the Advisor in security selection are considered to be financially material factors that help the Advisor evaluate and compare the ESG performance relative to its industry and/or sector. This information is combined with additional financial analysis and research to identify companies the Advisor believes will provide attractively valued and sustainable investment opportunities.

In considering sustainability factors, the Advisor uses ESG tools such as an ESG Material Issues Framework to identify 3 to 5 of the most financially relevant factors, per sector, that can impact the investment thesis across different industry sectors. The universe of sustainability issues includes environmental factors such as global greenhouse gas emissions and wastewater management; social factors such as customer privacy and product safety; and governance factors such as critical and systemic risk management.

The Advisor also uses a proprietary risk tool to combine scores and data points from a number of reputable external research providers together with the UBS ESG Score to form the UBS ESG Consensus Score. The ESG Consensus Score is a normalized weighted average of ESG Score data from internal and recognized external providers (on a scale of 1-10, with 10 having the best sustainability profile). In addition, absolute ESG risks such as poor corporate governance and high ESG controversy levels are included in the Advisor's risk tool. Collectively, these inputs may lead to an ESG Risk Signal which flags companies with high ESG risks. Once outliers are identified, the Advisor conducts more in-depth analysis to assess the material impact of the ESG risks.

The individual investments in the Fund have a UBS ESG Consensus Score (on a scale of 1-10, with 10 having the best sustainability profile). The Fund's sustainability pro-

file is measured using the weighted average UBS ESG Consensus score. The Fund seeks to maintain a sustainability profile that is higher than its benchmark, the MSCI World ex-US Index, based on the Advisor's framework. The Fund's sustainability profile is measured by its benchmark profile and the corresponding results are calculated at least once a year. The Fund's sustainability profile calculation does not take account of cash and unrated investment instruments.

In addition, the Advisor excludes companies that are involved in certain sectors and activities, or derive material revenue from certain sectors and activities, that are viewed as having a negative social or environmental impact. These include:

- Controversial weapons, which cover:
  - cluster munitions
  - anti-personnel mines
  - chemical weapons
  - biological weapons
  - nuclear weapons produced in breach of the Treaty on the Non-Proliferation of Nuclear Weapons
- Depleted Uranium manufacturers
- Thermal coal extraction and oil sands (10% revenue threshold at acquisition)
- Thermal coal power generation (20% revenue threshold at acquisition)
- Controversial behavior
  - Companies violating the United Nations Global Compact principles and who do not demonstrate credible corrective action
- Controversial business activities
  - Production/manufacture of tobacco products (5% revenue threshold at acquisition)
  - Production/manufacture of alcohol (5% revenue threshold at acquisition)
  - Production/publishing of adult entertainment (5% revenue threshold at acquisition)
  - Genetic engineering relating activities (5% revenue threshold at acquisition)
  - Nuclear power activities (5% revenue threshold at acquisition)
  - Own/operate gambling facilities (5% revenue threshold at acquisition)
  - Production of conventional military weapons (5% revenue threshold at acquisition)
- Other UBS AM (Americas) derived engagement-based criteria

# More information about the funds—UBS International Sustainable Equity Fund

The negative screening process generally incorporates data obtained from third-party service providers. The Advisor has the right to change the third-party service providers that support this process at any time. The other UBS AM (Americas) derived engagement-based criteria are implemented based on the results of analyses under a proprietary UBS AM (Americas) engagement program pursuant to which UBS AM (Americas) assesses a company's progress over a pre-determined time period relative to a pre-determined set of engagement objectives. The Advisor may modify this list of prohibited investments, including revenue thresholds or any particular exclusion, at any time, without shareholder approval or notice.

The Fund may invest in cash or cash equivalent instruments, including shares of an affiliated investment company and investments in index futures that are designed to provide exposure to a particular currency market. When market or other conditions warrant, the Fund may make substantial temporary defensive investments in cash or cash equivalents that may be inconsistent with the Fund's principal investment strategies, which may affect the Fund's ability to pursue its investment objective. The Advisor actively manages the Fund. As such, the Fund may have high portfolio turnover, which may result in higher costs for brokerage commissions, transaction costs and taxable gains. The trading costs and tax effects associated with portfolio turnover may adversely affect the Fund's performance.

The Fund may lend its portfolio securities to generate additional income.

The Fund may invest in other open-end investment companies advised by the Advisor to gain exposure to certain asset classes. The Fund does not pay advisory fees that are retained by the Advisor in connection with its investment in the investment companies advised by the Advisor, but may pay other expenses associated with such investments (such as sub-advisory fees paid to other parties, if any).

## **Additional information about principal risks**

An investment in the Fund is not guaranteed; you may lose money by investing in the Fund. The principal risks presented by an investment in the Fund are:

- *Foreign investing risk*—The risk that prices of the Fund's investments in foreign securities may go down because of unfavorable foreign government

actions or regulation, political instability or the absence of accurate or publicly available information about foreign issuers. In addition, political, diplomatic, or regional conflicts, terrorism or war, social and economic instability, and internal or external policies or economic sanctions limiting or restricting foreign investment, the movement of assets or other economic activity may affect the value and liquidity of foreign securities. Also, a decline in the value of foreign currencies relative to the US dollar will reduce the value of securities denominated in those currencies. In addition, foreign securities are sometimes less liquid and harder to sell and to value than securities of US issuers. Each of these risks is more severe for securities of issuers in emerging market countries. In addition, if one or more countries were to exit the European Union or abandon the use of the euro as a currency, the value of investments tied to those countries or the euro could decline significantly and unpredictably. While it is not possible to determine the precise impact such events may have on the Fund, the impact on European economies and the broader global economy could be significant, and result in negative impacts, such as increased volatility and illiquidity, and potentially lower economic growth in markets in Europe and globally, which may adversely affect the value of the Fund's investments.

- *Emerging market risk*—There are additional risks inherent in investing in less developed countries that are applicable to the Fund. Compared to the United States and other developed countries, investments in emerging market issuers may decline in value because of unfavorable foreign government actions, greater risks of political instability or the absence of accurate information about emerging market issuers. Further, emerging countries may have economies based on only a few industries and securities markets that trade only a small number of securities and employ settlement procedures different from those used in the United States. Prices on these exchanges tend to be volatile and, in the past, securities in these countries have offered greater potential for gain (as well as loss) than securities of companies located in developed countries. Issuers may not be subject to uniform accounting, auditing and financial reporting standards and there may be less publicly available financial and other information about such issuers, comparable to US issuers. Governments in emerging market countries are often less stable and more likely to take extra-

# More information about the funds—UBS International Sustainable Equity Fund

legal action with respect to companies, industries, assets, or foreign ownership than those in more developed markets. Moreover, it can be more difficult for investors to bring litigation or enforce judgments against issuers in emerging markets or for US regulators to bring enforcement actions against such issuers. Further, investments by foreign investors are subject to a variety of restrictions in many emerging countries. Countries such as those in which the Fund may invest may experience high rates of inflation or deflation, high interest rates, exchange rate fluctuations or currency depreciation, large amounts of external debt, balance of payments and trade difficulties and extreme poverty and unemployment.

- *China risk*—There are special risks associated with investments in China (including Chinese companies listed on US and Hong Kong exchanges), Hong Kong and Taiwan, including exposure to currency fluctuations, less liquidity, expropriation, confiscatory taxation, nationalization and exchange control regulations (including currency blockage). Inflation and rapid fluctuations in inflation and interest rates have had, and may continue to have, negative effects on the economy and securities markets of China, Hong Kong and Taiwan. In addition, investments in Taiwan and Hong Kong could be adversely affected by their respective political and economic relationship with China. China, Hong Kong and Taiwan are deemed by the investment manager to be emerging markets countries, which means an investment in these countries has more heightened risks than general foreign investing due to a lack of established legal, political, business and social frameworks and accounting standards or auditor oversight in these countries to support securities markets as well as the possibility for more widespread corruption and fraud. Difficulties of the US Public Company Accounting Oversight Board (“PCAOB”) to inspect audit work papers and practices of PCAOB-registered accounting firms in China with respect to their audit work of US reporting companies may also impose significant additional risks associated with investments in China. There may be significant obstacles to obtaining information necessary for investigations into or litigation against companies located in or operating in China and shareholders may have limited legal remedies.

Certain securities issued by companies located or operating in China, such as China A-shares, are subject to trading restrictions, quota limitations and less market liquidity. For investments using a VIE structure, all or most of the value of such an investment depends on the enforceability of the contracts between the listed company and the China-based entity (and/or related persons). Investments through a VIE structure are subject to the risk that a counterparty will breach its contracts with the listed company that holds such contractual rights; that any breach of such contracts will likely be subject to Chinese law and jurisdiction; and that Chinese law may be interpreted or change in a way that affects the enforceability of such arrangements, or contracts between the China-based entity (and/or related persons) and the listed company may otherwise not be enforceable under Chinese law. As a result, the market value of the Fund’s associated holdings would likely be significantly negatively impacted, which may result in significant losses with little or no recourse available. Further, investments in the listed company may be affected by conflicts of interest and duties between the legal owners of the China-based entity and the stockholders of the listed company, which may adversely impact the value of the investments of the listed company.

Significant portions of the Chinese securities markets may become rapidly illiquid, as Chinese issuers have the ability to suspend the trading of their equity securities, and have shown a willingness to exercise that option in response to market volatility and other events. The liquidity of Chinese securities may shrink or disappear suddenly and without warning as a result of adverse economic, market or political events, natural disasters, public health threats or adverse investor perceptions, whether or not accurate.

Reduction in spending on Chinese products and services, a shutdown in the housing construction and development markets, institution of tariffs or other trade barriers, trade or political disputes with China’s major trading partners, or a downturn in any of the economies of China’s key trading partners may have an adverse impact on the Chinese economy. Trade disputes may trigger a significant reduction in international trade, the oversupply of certain manufactured goods, substantial price reductions of goods and possible failure of individual companies and/or large

# More information about the funds—UBS International Sustainable Equity Fund

segments of China's export industry, which could have a negative impact on the Fund's performance.

Additionally, emerging market countries, such as China, may subject the Fund's investments to a number of tax rules, and the application of many of those rules may be uncertain. Moreover, China has implemented a number of tax reforms in recent years, and may amend or revise its existing tax laws and/or procedures in the future, possibly with retroactive effect. Changes in applicable Chinese tax law could reduce the after-tax profits of the Fund, directly or indirectly, including by reducing the after-tax profits of companies in China in which the Fund invests. Chinese taxes that may apply to the Fund's investments include income tax or withholding tax on dividends, interest or gains earned by the Fund, business tax and stamp duty. Uncertainties in Chinese tax rules could result in unexpected tax liabilities for the Fund.

- *China A-shares and Stock Connect investing risk*—China A-shares are subject to a number of restrictions imposed by Chinese securities regulations and listing rules. Investments by foreign investors in A-shares are subject to various restrictions, regulations and limits. The A-share market is volatile and can have a higher risk of suspension of trading in a particular security or multiple securities or government intervention. Trading suspensions could lead to greater market execution risk, valuation risks, liquidity risks, and costs for the Fund.

Investing in A-shares through Stock Connect is subject to trading, clearance, settlement, and other procedures, which could pose risks to the Fund. Trading through the Stock Connect program is subject to daily quotas that limit the maximum daily net purchases on any particular day, each of which may restrict or preclude the Fund's ability to invest in A-shares through the Stock Connect program. The Fund's investments in Stock Connect A-shares are generally subject to PRC securities regulations and listing rules, among other restrictions. Any changes in laws, regulations and policies of the China A-shares market or rules in relation to Stock Connect may affect China A-share prices and tax treatment. These risks are heightened by the developing state of the PRC's investment and banking systems in general. The Shanghai and Shenzhen markets may be open at a time when Stock Connect is

not trading, with the result that prices of China A-shares may fluctuate at times when the Fund is unable to add to or exit its position.

- *Sustainability factor risk*—Because the Fund uses sustainability factors to assess and exclude certain investments for non-financial reasons, the Fund may forego some market opportunities available to funds that do not use these factors. As a result, the Fund's sustainability factors used in its investment process will likely make the Fund perform differently from a fund that relies solely or primarily on financial metrics, and the Fund's sustainability factors may be linked to long-term rather than short-term returns. The sustainability factors may cause the Fund's industry allocation to deviate from that of funds without these considerations.
- *Small- and mid-capitalization risk*—The risk that investments in small and medium size companies may be more volatile than investments in larger companies, as small and medium size companies generally experience higher growth and failure rates. The trading volume of these securities is normally lower than that of larger companies. Such securities may be less liquid than others and could make it difficult to sell a security at a time or price desired. Changes in the demand for these securities generally have a disproportionate effect on their market price, tending to make prices rise more in response to buying demand and fall more in response to selling pressure.
- *IPOs risk*—The purchase of shares issued in IPOs exposes a fund to the risks associated with organizations that have little operating history as public companies, as well as to the risks associated with the sectors of the market in which the issuer operates. Further, the absence of a prior public market, unseasoned trading, the small number of shares usually available for trading or the possibility of dilution of share value by issuance of additional shares may affect the market value of IPO shares. The market for IPO shares has been volatile, and share prices of newly public companies have fluctuated significantly over short periods of time.
- *Geographic concentration risk*—The risk that if the Fund has most of its investments in a single country or region, its portfolio will be more susceptible to factors adversely affecting issuers located in that country or



# More information about the funds—UBS International Sustainable Equity Fund

region than would a more geographically diverse portfolio of securities.

- *Market risk*—The risk that the market value of the Fund’s investments will fluctuate as the stock and fixed-income markets fluctuate. Market risk may affect a single issuer, industry or sector of the economy, or it may affect the market as a whole. In addition, turbulence in financial markets and reduced liquidity in equity and/or fixed-income markets may negatively affect the Fund. Global economies and financial markets are becoming increasingly interconnected, and conditions and events in one country, region or financial market may adversely impact issuers in a different country, region or financial market. Events such as war, acts of terrorism, natural disasters, recessions, rapid inflation, the imposition of international sanctions, pandemics or other public health threats could also significantly impact the Fund and its investments. These risks may be magnified if certain events or developments adversely interrupt the global supply chain, and could affect companies worldwide.

Recent examples include pandemic risks related to COVID-19 and the aggressive measures taken worldwide in response by (i) governments, including closing borders, restricting travel and imposing prolonged quarantines of, or similar restrictions on, large populations, and (ii) businesses, including forced or voluntary closures, changes to operations and reductions of staff. The effects of COVID-19 have contributed to increased volatility in global financial markets and may affect certain countries, regions, companies, industries and market sectors more dramatically than others. The COVID-19 pandemic has had, and any other outbreak of an infectious disease or serious environmental or public health concern could have, a significant negative impact on economic and market conditions, could exacerbate pre-existing political, social and economic risks in certain countries or regions and could trigger a prolonged period of global economic slowdown, which may impact the Fund. It is not known how long the impact of the COVID-19 pandemic will, or future impacts of other significant events would, last or the severity thereof. To the extent the Fund is overweight in certain countries, regions, companies, industries or market sectors, such positions will increase the risk of loss from adverse developments affecting those countries, regions, companies, industries or sectors.

- *Leverage risk associated with financial instruments*—Certain derivatives that the Fund may use may create leverage. Derivatives that involve leverage can result in losses to the Fund that exceed the amount originally invested in the derivatives.
- *Derivatives risk*—Derivatives involve risks different from, and possibly greater than, the risks associated with investing directly in securities and other instruments. Derivatives require investment techniques and risk analyses different from those of other investments. If the Advisor incorrectly forecasts the value of securities, currencies, interest rates, or other economic factors in using derivatives, the Fund might have been in a better position if the Fund had not entered into the derivatives. While some strategies involving derivatives can protect against the risk of loss, the use of derivatives can also reduce the opportunity for gain or even result in losses by offsetting favorable price movements in other Fund investments. Derivatives also involve the risk of mispricing or improper valuation, the risk that changes in the value of a derivative may not correlate perfectly with the underlying asset, rate, index, or overall securities markets, and counterparty and credit risk (the risk that the other party to a derivative will not fulfill its contractual obligations, whether because of bankruptcy or other default). With respect to futures, there is a risk of loss by the Fund of the initial and variation margin deposits in the event of bankruptcy of a FCM with which the Fund has an open position in a futures contract, or the central counterparty in a swap contract. The assets of the Fund may not be fully protected in the event of the bankruptcy of the FCM or central counterparty. The Fund is also subject to the risk that the FCM could use the Fund’s assets to satisfy its own financial obligations or the payment obligations of another customer to the central counterparty. Credit risk of cleared swap participants is concentrated in a few clearinghouses, and the consequences of insolvency of a clearinghouse are not clear. Gains or losses involving some options, futures, and other derivatives may be substantial (for example, for some derivatives, it is possible for the Fund to lose more than the amount the Fund invested in the derivatives). Some derivatives tend to be more volatile than other investments, resulting in larger gains or losses in response to market changes. Derivatives are subject to a number of other risks, including liquidity risk (the possible lack of a secondary market for derivatives and the resulting

# More information about the funds—UBS International Sustainable Equity Fund

inability of the Fund to sell or otherwise close out the derivatives) and interest rate risk (some derivatives are more sensitive to interest rate changes and market price fluctuations). The Fund's use of derivatives may cause the Fund to realize higher amounts of short-term capital gains (generally taxed at ordinary income tax rates) than if the Fund had not used such instruments. Finally, the regulation of derivatives is a changing area of law, and it is not possible to predict fully the effects of current or future regulation. It is possible that developments in government regulation of various types of derivatives could affect the character, timing and amount of the Fund's taxable income or gains; may limit or prevent the Fund from using or limit the Fund's use of these instruments effectively as a part of its investment strategy; and could adversely affect the Fund's ability to achieve its investment objective. The Fund's use of derivatives may be limited by the requirements for taxation of the Fund as a regulated investment company. New requirements, even if not directly applicable to the Fund, may increase the cost of the Fund's investments and cost of doing business, may limit the availability of derivatives or may otherwise adversely affect the value or performance of derivatives.

- **Real estate securities and REITs risk**—The risk that the Fund's performance will be affected by adverse developments in the real estate industry. Real estate values may be affected by a variety of factors, including: local, national or global economic conditions; changes in zoning or other property-related laws; environmental regulations; interest rates; tax and insurance considerations; overbuilding; property taxes and operating expenses; or declining values in a neighborhood. Similarly, a REIT's performance depends on the types, values, locations and management of the properties it owns. In addition, a REIT may be more susceptible to adverse developments affecting a single project or market segment than a more diversified investment. Loss of status as a qualified REIT under the US federal tax laws could adversely affect the value of a particular REIT or the market for REITs as a whole.
- **Management risk**—The risk that the investment strategies, techniques and risk analyses employed by the Advisor may not produce the desired results. The Advisor may be incorrect in its assessment of the value of securities or assessment of market trends, which can result in losses to the Fund.

## **Additional (non-principal) risks**

- **Securities lending risk**—Securities lending involves the lending of portfolio securities owned by the Fund to qualified broker-dealers and financial institutions who provide collateral to the Fund in connection with these loans. Securities lending involves the risk that the borrower may fail to return the securities in a timely manner or at all. As a result, the Fund may lose money and there may be a delay in recovering the loaned securities. The Fund also could lose money if it does not recover the securities and/or the value of the collateral falls, including the value of investments made with cash collateral. In some cases, these risks may be mitigated by an indemnification provided by the Fund's lending agent.
- **Cybersecurity risk**—The Fund, like other business organizations, is susceptible to operational, information security and related risks through breaches in cybersecurity. In general, cybersecurity failures or breaches of the Fund or its service providers or the issuers of securities in which the Fund invests may result from deliberate attacks or unintentional events and may arise from external or internal sources. Cybersecurity breaches may involve unauthorized access to the Fund's digital information systems (e.g., through "hacking" or malicious software coding), but may also result from outside attacks such as denial-of-service attacks (i.e., efforts to make network services unavailable to intended users). Cybersecurity failures or breaches affecting the Fund's investment advisor or any other service providers (including, but not limited to, Fund accountants, custodians, transfer agents and financial intermediaries) have the ability to cause disruptions and impact business operations, potentially resulting in financial losses, interference with the Fund's ability to calculate its net asset value, impediments to trading, the inability of Fund shareholders to transact business, destruction to equipment and systems, violations of applicable privacy and other laws, regulatory fines, penalties, reputational damage, reimbursement or other compensation costs and/or additional compliance costs. In addition, substantial costs may be incurred in order to prevent any cybersecurity breaches in the future.

## **Other information**

**Exclusion of Advisor from commodity pool operator definition**—With respect to the Fund, the Fund's Advisor has claimed an exclusion from the definition of

# More information about the funds—UBS International Sustainable Equity Fund

a CPO under the CEA and the rules of the CFTC and, therefore, is not subject to CFTC registration or regulation as a CPO. In addition, the Advisor is relying upon a related exclusion from the definition of a CTA under the CEA and the rules of the CFTC.

The terms of the CPO exclusion require the Fund, among other things, to adhere to certain limits on its investments in “commodity interests.” Commodity interests include commodity futures, commodity options

and swaps, which in turn include non-deliverable forward currency agreements, as further described in the Fund’s SAI. Because the Advisor and the Fund intend to comply with the terms of the CPO exclusion at this time, the Fund will limit its investments in these types of instruments. The Fund is not intended as a vehicle for trading in the commodity futures, commodity options or swaps markets. The CFTC has neither reviewed nor approved the Advisor’s reliance on these exclusions, or the Fund, its investment strategies or this prospectus.

# More information about the funds—UBS U.S. Small Cap Growth Fund

## Investment objective, strategies, securities selection and risks

### Fund objective

The Fund seeks to provide long-term capital appreciation.

### Principal investment strategies

Under normal circumstances, the Fund invests at least 80% of its net assets (plus borrowings for investment purposes, if any) in equity securities of US small capitalization companies. Small capitalization companies are those companies within the range of the largest and smallest company in the Russell 2000 Index at the time of purchase. However, the Fund may invest a portion of its assets in securities outside of this range. Further, if movement in the market price causes a security to no longer meet the small capitalization range, the Fund is not required to dispose of the security. As of September 30, 2023, the market capitalization range of the Russell 2000 Index was between \$17.4 million and \$14.5 billion. For purposes of the Fund's investments, US companies include any company organized outside of the United States but which: (a) is included in the Fund's benchmark index; (b) has its headquarters or principal location of operations in the United States; (c) whose primary listing is on a securities exchange or market in the United States; or (d) derives a majority of its revenues in the United States.

Investments in equity securities may include, but are not limited to, common stock and preferred stock, equity securities of REITs, and ETFs. The Fund may invest up to 20% of its net assets in foreign securities.

The Fund may, but is not required to, use derivative instruments for risk management purposes or as part of the Fund's investment strategies. Generally, derivatives are financial contracts whose value depends upon, or is derived from, the value of an underlying asset, reference rate, index or other market factor and may relate to stocks, bonds, interest rates, credit, currencies or currency exchange rates, commodities and related indexes. Examples of derivatives include options, futures and forward currency agreements. The Fund may use derivatives to earn income and enhance returns, to manage or adjust the risk profile of the Fund, to replace more traditional direct investments, or to obtain exposure to certain markets.

Under certain market conditions, the Fund may invest in companies at the time of their IPOs.

The Fund will notify shareholders at least 60 days prior to any change in its policy of investing at least 80% of its net assets (plus borrowings for investment purposes, if any) in equity securities of US small capitalization companies.

### Securities selection

In selecting securities, the Advisor seeks to invest in companies that possess dominant market positions or franchises, a major technological edge, or a unique competitive advantage. To this end, the Advisor considers earnings revision trends, positive stock price momentum and sales acceleration when selecting securities. The Fund may invest in emerging growth companies, which are companies that the Advisor expects to experience above-average earnings or cash flow growth or meaningful changes in underlying asset values.

The Fund may invest in cash or cash equivalent instruments, including shares of an affiliated investment company. When market or other conditions warrant, the Fund may make substantial temporary defensive investments in cash or cash equivalents that may be inconsistent with the Fund's principal investment strategies, which may affect the Fund's ability to pursue its investment objective.

The Fund is classified by UBS AM (Americas) as an "ESG-integrated" fund. The Fund's investment process integrates material sustainability and/or ESG considerations into the research process for portfolio investments and portfolio holdings for which ESG data is available. Therefore, the Advisor does not assess every investment for ESG factors and, when it does, not every ESG factor may be identified or evaluated. ESG integration is driven by taking into account material sustainability and/or ESG risks which could impact investment returns, rather than being driven by specific ethical principles or norms. The analysis of material sustainability and/or ESG considerations can include many different aspects, including, for example, the carbon footprint, employee health and well-being, supply chain management, fair customer treatment and governance processes of a company. ESG considerations and weights considered may change over time. The Fund's portfolio managers may still invest in securities without respect to sustainability and/or ESG considerations or in securities which present sustainabili-

# More information about the funds—UBS U.S. Small Cap Growth Fund

ty and/or ESG risks, including where the portfolio managers believe the potential compensation outweighs the risks identified.

The Fund may lend its portfolio securities to generate additional income.

## **Additional information about principal risks**

An investment in the Fund is not guaranteed; you may lose money by investing in the Fund. The principal risks presented by an investment in the Fund are:

- *Small- and mid-capitalization risk*—The risk that investments in small and medium size companies may be more volatile than investments in larger companies, as small and medium size companies generally experience higher growth and failure rates. The trading volume of these securities is normally lower than that of larger companies. Such securities may be less liquid than others and could make it difficult to sell a security at a time or price desired. Changes in the demand for these securities generally have a disproportionate effect on their market price, tending to make prices rise more in response to buying demand and fall more in response to selling pressure.
- *Market risk*—The risk that the market value of the Fund's investments will fluctuate as the stock and fixed-income markets fluctuate. Market risk may affect a single issuer, industry or sector of the economy, or it may affect the market as a whole. In addition, turbulence in financial markets and reduced liquidity in equity and/or fixed-income markets may negatively affect the Fund. Global economies and financial markets are becoming increasingly interconnected, and conditions and events in one country, region or financial market may adversely impact issuers in a different country, region or financial market. Events such as war, acts of terrorism, natural disasters, recessions, rapid inflation, the imposition of international sanctions, pandemics or other public health threats could also significantly impact the Fund and its investments. These risks may be magnified if certain events or developments adversely interrupt the global supply chain, and could affect companies worldwide.

Recent examples include pandemic risks related to COVID-19 and the aggressive measures taken worldwide in response by (i) governments, including closing

borders, restricting travel and imposing prolonged quarantines of, or similar restrictions on, large populations, and (ii) businesses, including forced or voluntary closures, changes to operations and reductions of staff. The effects of COVID-19 have contributed to increased volatility in global financial markets and may affect certain countries, regions, companies, industries and market sectors more dramatically than others. The COVID-19 pandemic has had, and any other outbreak of an infectious disease or serious environmental or public health concern could have, a significant negative impact on economic and market conditions, could exacerbate pre-existing political, social and economic risks in certain countries or regions and could trigger a prolonged period of global economic slowdown, which may impact the Fund. It is not known how long the impact of the COVID-19 pandemic will, or future impacts of other significant events would, last or the severity thereof. To the extent the Fund is overweight in certain countries, regions, companies, industries or market sectors, such positions will increase the risk of loss from adverse developments affecting those countries, regions, companies, industries or sectors.

- *Focus risk*—To the extent the Fund's investment strategy leads to sizable allocations to a particular market, sector or industry, the Fund may be more sensitive to any single economic, business, political, regulatory, or other event that occurs in that market, sector or industry. As a result, there may be more fluctuation in the price of the Fund's shares.
- *IPOs risk*—The purchase of shares issued in IPOs exposes a fund to the risks associated with organizations that have little operating history as public companies, as well as to the risks associated with the sectors of the market in which the issuer operates. Further, the absence of a prior public market, unseasoned trading, the small number of shares usually available for trading or the possibility of dilution of share value by issuance of additional shares may affect the market value of IPO shares. The market for IPO shares has been volatile, and share prices of newly public companies have fluctuated significantly over short periods of time.
- *Foreign investing risk*—The risk that prices of the Fund's investments in foreign securities may go down because of unfavorable foreign government actions or regulation, political instability or the

# More information about the funds—UBS U.S. Small Cap Growth Fund

absence of accurate or publicly available information about foreign issuers. In addition, political, diplomatic, or regional conflicts, terrorism or war, social and economic instability, and internal or external policies or economic sanctions limiting or restricting foreign investment, the movement of assets or other economic activity may affect the value and liquidity of foreign securities. Also, a decline in the value of foreign currencies relative to the US dollar will reduce the value of securities denominated in those currencies. Also, foreign securities are sometimes less liquid and harder to sell and to value than securities of US issuers.

- *Real estate securities and REITs risk*—The risk that the Fund's performance will be affected by adverse developments in the real estate industry. Real estate values may be affected by a variety of factors, including: local, national or global economic conditions; changes in zoning or other property-related laws; environmental regulations; interest rates; tax and insurance considerations; overbuilding; property taxes and operating expenses; or declining values in a neighborhood. Similarly, a REIT's performance depends on the types, values, locations and management of the properties it owns. In addition, a REIT may be more susceptible to adverse developments affecting a single project or market segment than a more diversified investment. Loss of status as a qualified REIT under the US federal tax laws could adversely affect the value of a particular REIT or the market for REITs as a whole.
- *Investing in other funds risk*—The Fund's investment performance is affected by the investment performance of the underlying funds in which the Fund may invest, including ETFs. Through its investment in the underlying funds, the Fund is subject to the risks of the underlying funds' investments and their expenses. While the risks of owning shares of an ETF generally reflect the risks of owning the underlying securities the ETF is designed to track, lack of liquidity in an ETF can result in its value being more volatile than the underlying portfolio securities. In addition, shares of ETFs typically trade on securities exchanges, which may subject the Fund to the risk that an ETF in which the Fund invests may trade at a premium or discount to its net asset value and that trading an ETF's shares may be halted if the listing exchange's officials deem such action appropriate. Also, an ETF may not replicate exactly the performance of the benchmark index it seeks to track for a number of reasons, including

transaction costs incurred by the ETF, the temporary unavailability of certain index securities in the secondary market or discrepancies between the ETF and the index with respect to the weighting or number of instruments held by the ETF. In addition, a passively managed ETF would not necessarily sell a security because the issuer of the security was in financial trouble unless the security is removed from the index that the ETF seeks to track.

- *Leverage risk associated with financial instruments*—Certain derivatives that the Fund may use may create leverage. Derivatives that involve leverage can result in losses to the Fund that exceed the amount originally invested in the derivatives.
- *Derivatives risk*—Derivatives involve risks different from, and possibly greater than, the risks associated with investing directly in securities and other instruments. Derivatives require investment techniques and risk analyses different from those of other investments. If the Advisor incorrectly forecasts the value of securities, currencies, interest rates, or other economic factors in using derivatives, the Fund might have been in a better position if the Fund had not entered into the derivatives. While some strategies involving derivatives can protect against the risk of loss, the use of derivatives can also reduce the opportunity for gain or even result in losses by offsetting favorable price movements in other Fund investments. Derivatives also involve the risk of mispricing or improper valuation, the risk that changes in the value of a derivative may not correlate perfectly with the underlying asset, rate, index, or overall securities markets, and counterparty and credit risk (the risk that the other party to a derivative will not fulfill its contractual obligations, whether because of bankruptcy or other default). With respect to futures, there is a risk of loss by the Fund of the initial and variation margin deposits in the event of bankruptcy of an FCM with which the Fund has an open position in a futures contract. The assets of the Fund may not be fully protected in the event of the bankruptcy of the FCM or central counterparty. The Fund is also subject to the risk that the FCM could use the Fund's assets to satisfy its own financial obligations or the payment obligations of another customer to the central counterparty. Gains or losses involving some options, futures, and other derivatives may be substantial (for example, for some derivatives, it is possible for the Fund to lose more than the amount the Fund invested in the derivatives). Some

# More information about the funds—UBS U.S. Small Cap Growth Fund

derivatives tend to be more volatile than other investments, resulting in larger gains or losses in response to market changes. Derivatives are subject to a number of other risks, including liquidity risk (the possible lack of a secondary market for derivatives and the resulting inability of the Fund to sell or otherwise close out the derivatives) and interest rate risk (some derivatives are more sensitive to interest rate changes and market price fluctuations). The Fund's use of derivatives may cause the Fund to realize higher amounts of short-term capital gains (generally taxed at ordinary income tax rates) than if the Fund had not used such instruments. Finally, the regulation of derivatives is a changing area of law, and it is not possible to predict fully the effects of current or future regulation. It is possible that developments in government regulation of various types of derivatives could affect the character, timing and amount of the Fund's taxable income or gains; may limit or prevent the Fund from using or limit the Fund's use of these instruments effectively as a part of its investment strategy; and could adversely affect the Fund's ability to achieve its investment objective. The Fund's use of derivatives may be limited by the requirements for taxation of the Fund as a regulated investment company. New requirements, even if not directly applicable to the Fund, may increase the cost of the Fund's investments and cost of doing business, may limit the availability of derivatives or may otherwise adversely affect the value or performance of derivatives.

- **Management risk**—The risk that the investment strategies, techniques and risk analyses employed by the Advisor may not produce the desired results. The Advisor may be incorrect in its assessment of the value of securities or assessment of market trends, which can result in losses to the Fund.

## **Additional (non-principal) risks**

- **Securities lending risk**—Securities lending involves the lending of portfolio securities owned by the Fund to qualified broker-dealers and financial institutions who provide collateral to the Fund in connection with these loans. Securities lending involves the risk that the borrower may fail to return the securities in a timely manner or at all. As a result, the Fund may lose money and there may be a delay in recovering the loaned securities. The Fund also could lose money if it does not recover the securities and/or the value of the collateral falls, including the value of investments made with

cash collateral. In some cases, these risks may be mitigated by an indemnification provided by the Fund's lending agent.

- **Cybersecurity risk**—The Fund, like other business organizations, is susceptible to operational, information security and related risks through breaches in cybersecurity. In general, cybersecurity failures or breaches of the Fund or its service providers or the issuers of securities in which the Fund invests may result from deliberate attacks or unintentional events and may arise from external or internal sources. Cybersecurity breaches may involve unauthorized access to the Fund's digital information systems (e.g., through "hacking" or malicious software coding), but may also result from outside attacks such as denial-of-service attacks (i.e., efforts to make network services unavailable to intended users). Cybersecurity failures or breaches affecting the Fund's investment advisor or any other service providers (including, but not limited to, Fund accountants, custodians, transfer agents and financial intermediaries) have the ability to cause disruptions and impact business operations, potentially resulting in financial losses, interference with the Fund's ability to calculate its net asset value, impediments to trading, the inability of Fund shareholders to transact business, destruction to equipment and systems, violations of applicable privacy and other laws, regulatory fines, penalties, reputational damage, reimbursement or other compensation costs and/or additional compliance costs. In addition, substantial costs may be incurred in order to prevent any cybersecurity breaches in the future.

## **Other information**

**Exclusion of Advisor from commodity pool operator definition**—With respect to the Fund, the Fund's Advisor has claimed an exclusion from the definition of a CPO under the CEA and the rules of the CFTC and, therefore, is not subject to CFTC registration or regulation as a CPO. In addition, the Advisor is relying upon a related exclusion from the definition of a CTA under the CEA and the rules of the CFTC.

The terms of the CPO exclusion require the Fund, among other things, to adhere to certain limits on its investments in "commodity interests." Commodity interests include commodity futures, commodity options and swaps, which in turn include non-deliverable forward currency agreements, as further described in the Fund's SAI. Because the Advisor and the Fund intend

## More information about the funds—UBS U.S. Small Cap Growth Fund

to comply with the terms of the CPO exclusion at this time, the Fund will limit its investments in these types of instruments. The Fund is not intended as a vehicle for trading in the commodity futures, commodity options or

swaps markets. The CFTC has neither reviewed nor approved the Advisor's reliance on these exclusions, or the Fund, its investment strategies or this prospectus.



# More information about the funds—UBS Multi Income Bond Fund

## Investment objective, strategies, securities selection and risks

### Fund objective

The Fund seeks to maximize total return, consisting of capital appreciation and current income.

### Principal investment strategies

Under normal circumstances, the Fund invests at least 80% of its net assets (plus borrowings for investment purposes, if any) in bonds and/or instruments that provide exposure to bond markets.

For purposes of the Fund's 80% policy above, the Fund's investments in bonds include a variety of fixed income securities, which may include, but are not limited to, securities of the US government, its agencies and government-sponsored enterprises, securities guaranteed by the US government, securities issued by municipalities, corporate debt securities of US and non-US issuers, including convertible securities, obligations of non-US governments or their subdivisions, agencies and government-sponsored enterprises, obligations of international agencies or supranational entities, mortgage-backed (including commercial and residential mortgage-backed securities) and asset-backed securities, and other securitized and structured securities. The Fund may also invest in equity securities. Equity investments may include securities of companies of any capitalization size, however the Fund expects to invest primarily in large and mid-capitalization companies.

Under normal circumstances, the Fund will invest at least 50% of its net assets in securities that, at the time of purchase, are rated investment grade by an independent rating agency, but may invest up to 50% in securities rated below investment grade (also known as lower-rated or "junk bonds"). Investment grade fixed income securities possess a minimum rating of Baa3 by Moody's or BBB- by S&P or Fitch, comparably rated by another nationally recognized statistical rating organization, or, if unrated, are determined by the Advisor to be of comparable quality.

The Fund's investments in fixed income securities may have all types of interest rate payment and reset terms, including fixed rate, adjustable rate, and auction rate features. In addition, the fixed income securities purchased by the Fund may be denominated in any curren-

cy, have coupons payable in any currency and may be of any maturity or duration.

The Fund invests in the United States and abroad, including in China and other emerging markets, and may purchase securities issued by domestic and foreign issuers. However, the Fund expects to limit foreign currency exposure to 25% of its net assets. Furthermore, no more than 50% of the Fund's net assets may be invested in emerging markets securities. Depending on its assessment of market conditions, the Advisor may choose to allocate the Fund's assets in any combination among these types of investments or may choose not to invest in these types of investments.

The Fund may, but is not required to, use derivative instruments for risk management purposes or as part of the Fund's investment strategies. Generally, derivatives are financial contracts whose value depends upon, or is derived from, the value of an underlying asset, reference rate, index or other market factor and may relate to stocks, bonds, interest rates, credit, currencies or currency exchange rates, commodities and related indexes. Examples of derivatives include options (including, options on futures, forwards and swap agreements), futures, forward agreements, swap agreements (including, but not limited to, interest rate, total return, currency, credit default and inflation swaps), credit-linked securities and structured investments. The Fund may use derivatives to hedge against a specific security or currency; to manage or adjust the risk profile of the Fund; to earn income and enhance returns; to replace more traditional direct investments; to obtain exposure to certain markets; or to establish net short positions for individual sectors, markets, currencies or securities. The Fund may use options, futures, swap agreements, credit-linked securities and structured investments to adjust the Fund's portfolio duration.

The Fund may engage in active and frequent trading of portfolio securities to achieve its principal investment strategies.

The Fund will notify shareholders at least 60 days prior to any change in its policy of investing at least 80% of its net assets (plus borrowings for investment purposes, if any) in bonds and/or instruments that provide exposure to bond markets.

# More information about the funds—UBS Multi Income Bond Fund

## Securities selection

The Advisor's investment strategy is based on identifying compelling and attractive opportunities where the Advisor believes that the return profile sufficiently compensates for the risk of owning a position. The Advisor focuses on identifying relative value opportunities and discrepancies between observable market prices and the Advisor's own estimates of fundamental value across various maturities, sectors and issuers.

The investment process combines both a top-down and bottom-up dynamic approach to exploit diversified sources of alpha (that is, potential sources of return in excess of a base market rate). The Advisor makes active decisions related to top-down factors, including duration, yield curve, and sector positioning. "Duration" is a measure of price sensitivity of a fixed income investment or portfolio (expressed as % change in price) to a 1 percentage point (i.e., 100 basis points) change in interest rates, accounting for optionality in bonds such as prepayment risk and call/put features. A longer duration means an increased exposure to changes in interest rates. For example, when the level of interest rates increases by 0.10%, the price of a fixed income security or a portfolio of fixed income securities having a duration of five years generally will decrease by approximately 0.50%. Conversely, when the level of interest rates decreases by 0.10%, the price of a fixed income security or a portfolio of fixed income securities having a duration of five years generally will increase by approximately 0.50%. After defining these parameters, portfolio managers and credit research analysts work in close collaboration to develop investment themes for industry overweights and underweights as well as to determine the portions of the credit curve that are most attractive. The team then works to select securities to build optimal portfolios using bottom-up research and analysis.

The Fund may invest in cash or cash equivalent instruments, including shares of an affiliated investment company. When market or other conditions warrant, the Fund may make substantial temporary defensive investments in cash or cash equivalents that may be inconsistent with the Fund's principal investment strategies, which may affect the Fund's ability to pursue its investment objective. The Advisor actively manages the Fund. As such, the Fund may have high portfolio turnover, which may result in higher costs for transactions and taxable gains. The trading costs and tax effects associat-

ed with portfolio turnover may adversely affect the Fund's performance.

The Fund may lend its portfolio securities to generate additional income. The Fund may invest in other open-end investment companies advised by the Advisor to gain exposure to certain markets. The Fund does not pay advisory fees that are retained by the Advisor in connection with its investment in the investment companies advised by the Advisor, but may pay other expenses associated with such investments (such as sub-advisory fees paid to other parties, if any).

The Fund is classified by UBS AM (Americas) as an "ESG-integrated" fund. The Fund's investment process integrates material sustainability and/or environmental, social and governance ("ESG") considerations into the research process for portfolio investments and portfolio holdings for which ESG data is available. Therefore, the Advisor does not assess every investment for ESG factors and, when it does, not every ESG factor may be identified or evaluated. ESG integration is driven by taking into account material sustainability and/or ESG risks which could impact investment returns, rather than being driven by specific ethical principles or norms. The analysis of material sustainability and/or ESG considerations can include many different aspects, including, for example, the carbon footprint, employee health and well-being, supply chain management, fair customer treatment and governance processes of a company. ESG considerations and weights considered may change over time. The Fund's portfolio managers may still invest in securities without respect to sustainability and/or ESG considerations or in securities which present sustainability and/or ESG risks, including where the portfolio managers believe the potential compensation outweighs the risks identified.

## Additional information about principal risks

An investment in the Fund is not guaranteed; you may lose money by investing in the Fund. The principal risks presented by an investment in the Fund are:

- *Interest rate risk*—The risk that changing interest rates may adversely affect the value of an investment. An increase in prevailing interest rates typically causes the value of fixed income securities to fall, while a decline in prevailing interest rates may cause the market value of fixed income securities to rise. Changes in interest

## More information about the funds—UBS Multi Income Bond Fund

rates will affect the value of longer-term fixed income securities more than shorter-term securities and higher quality securities more than lower quality securities. Interest rate changes can be sudden and unpredictable, and are influenced by a number of factors including government policy, inflation expectations and supply and demand. A substantial increase in interest rates may have an adverse impact on the liquidity and valuation of a security, especially those with longer maturities. Changes in government monetary policy, including changes in tax policy or changes in a central bank's implementation of specific policy goals, may have a substantial impact on interest rates. There can be no guarantee that any particular government or central bank policy will be continued, discontinued or changed nor that any such policy will have the desired effect on interest rates.

Variable rate securities generally will not increase in market value if interest rates decline. Conversely, the market value may not decline when prevailing interest rates rise. Fixed rate debt securities generally are more sensitive to interest rate changes than variable rate securities.

- *Credit and high yield bond risk*—The risk that a bond issuer may default or otherwise be unable to honor a financial obligation, or may become less willing or less able to do so. Bonds with ratings of Ba1 or lower by Moody's or BB+ or lower by S&P or Fitch, comparably rated by another nationally recognized statistical rating organization or, if unrated, determined by the Advisor to be of comparable quality, may have increased risks of default (also known as lower-rated or "junk bonds"). These securities are considered to be predominately speculative with respect to an issuer's capacity to pay interest and repay principal in accordance with the terms of the obligations. Lower-rated bonds are more likely to be subject to an issuer's default or downgrade than investment grade (higher-rated) bonds.
- *Mortgage- and asset-backed securities risk*—The Fund may invest in mortgage- and asset-backed securities that are subject to prepayment or call risk, which is the risk that the borrower's payments may be received earlier or later than expected due to changes in prepayment rates on underlying loans. Faster prepayments often happen when interest rates are falling. As a result, the Fund may reinvest these early payments at lower interest rates, thereby reducing the Fund's income. Conversely, when interest rates rise, prepayments may happen more slowly, causing the security to lengthen in duration. Longer duration securities tend to be more volatile. Securities may be prepaid at a price less than the original purchase value. An unexpectedly high rate of defaults on the mortgages held by a mortgage pool may adversely affect the value of mortgage-backed securities and could result in losses to the Fund.
- *Liquidity risk*—The risk that the Fund may have difficulty or may not be able to sell its investments. Illiquidity may result from political, economic or issuer specific events; changes in a specific market's size or structure, including the number of participants; or overall market disruptions. When there is no willing buyer and investments cannot be readily sold at the desired time or price, the Fund may have to accept a lower price or may not be able to sell the security at all. An inability to sell securities can adversely affect the Fund's value or prevent the Fund from being able to take advantage of other investment opportunities. Liquid portfolio investments may become illiquid or less liquid after purchase by the Fund due to low trading volume, adverse investor perceptions and/or other market developments. In recent years, the number and capacity of dealers that make markets in fixed income securities has decreased. Consequently, the decline in dealers engaging in market making trading activities may increase liquidity risk, which can be more pronounced in periods of market turmoil or when prices of securities are negatively impacted by rapid or unexpected changes in interest rates. Liquidity risk may be magnified in a rising interest rate environment or when investor redemptions from fixed income funds may be higher than normal, causing increased supply in the market due to selling activity. Liquidity risk includes the risk that the Fund will experience significant net redemptions at a time when it cannot find willing buyers for its portfolio securities or can only sell its portfolio securities at a material loss.
- *Foreign investing risk*—The risk that prices of the Fund's investments in foreign securities may go down because of unfavorable foreign government actions or regulation, political instability or the absence of accurate or publicly available information about foreign issuers. In addition, political, diplomatic, or regional conflicts, terrorism or war, social and economic instability, and internal or external policies or economic

## More information about the funds—UBS Multi Income Bond Fund

sanctions limiting or restricting foreign investment, the movement of assets or other economic activity may affect the value and liquidity of foreign securities. Also, a decline in the value of foreign currencies relative to the US dollar will reduce the value of securities denominated in those currencies. Also, foreign securities are sometimes less liquid and harder to sell and to value than securities of US issuers. Each of these risks is more severe for securities of issuers in emerging market countries.

- *Emerging market risk*—There are additional risks inherent in investing in less developed countries that are applicable to the Fund. Compared to the United States and other developed countries, investments in emerging market issuers may decline in value because of unfavorable foreign government actions, greater risks of political instability or the absence of accurate information about emerging market issuers. Further, emerging countries may have economies based on only a few industries and securities markets that trade only a small number of securities and employ settlement procedures different from those used in the United States. Prices on these exchanges tend to be volatile and, in the past, securities in these countries have offered greater potential for gain (as well as loss) than securities of companies located in developed countries. Issuers may not be subject to uniform accounting, auditing and financial reporting standards and there may be less publicly available financial and other information about such issuers, comparable to US issuers. Governments in emerging market countries are often less stable and more likely to take extra-legal action with respect to companies, industries, assets, or foreign ownership than those in more developed markets. Moreover, it can be more difficult for investors to bring litigation or enforce judgments against issuers in emerging markets or for US regulators to bring enforcement actions against such issuers. Further, investments by foreign investors are subject to a variety of restrictions in many emerging countries. Countries such as those in which the Fund may invest may experience high rates of inflation or deflation, high interest rates, exchange rate fluctuations or currency depreciation, large amounts of external debt, balance of payments and trade difficulties and extreme poverty and unemployment.
- *China risk*—There are special risks associated with investments in China (including Chinese companies

listed on US and Hong Kong exchanges), Hong Kong and Taiwan, including exposure to currency fluctuations, less liquidity, expropriation, confiscatory taxation, nationalization and exchange control regulations (including currency blockage). Inflation and rapid fluctuations in inflation and interest rates have had, and may continue to have, negative effects on the economy and securities markets of China, Hong Kong and Taiwan. In addition, investments in Taiwan and Hong Kong could be adversely affected by their respective political and economic relationship with China. China, Hong Kong and Taiwan are deemed by the investment manager to be emerging markets countries, which means an investment in these countries has more heightened risks than general foreign investing due to a lack of established legal, political, business and social frameworks and accounting standards or auditor oversight in these countries to support securities markets as well as the possibility for more widespread corruption and fraud. Difficulties of the US Public Company Accounting Oversight Board (“PCAOB”) to inspect audit work papers and practices of PCAOB-registered accounting firms in China with respect to their audit work of US reporting companies may also impose significant additional risks associated with investments in China. There may be significant obstacles to obtaining information necessary for investigations into or litigation against companies located in or operating in China and shareholders may have limited legal remedies.

The Fund may invest in bonds issued by the PRC and certain other PRC-based entities which trade on the CIBM through the CIBM Direct Access Program or the Bond Connect Program. The CIBM Direct Access Program and the Bond Connect Program may be subject to further interpretation and guidance and future developments may restrict or otherwise affect the Fund’s investments or returns. There can be no assurance that the CIBM Direct Access Program will not be restricted, suspended or abolished. If such event occurs, the Fund’s ability to invest in the CIBM through the CIBM Direct Access Program will be adversely affected, and if the Fund is unable to adequately access the CIBM through other means, the Fund’s ability to achieve its investment objective will be adversely affected. There also can be no assurance that further regulations will not affect the availability of securities in the Bond Connect Program, the frequency of redemptions or other limitations. Further,

# More information about the funds—UBS Multi Income Bond Fund

the necessary trading, settlement and information technology systems for the Bond Connect Program may not function properly, causing the Bond Connect Program to be disrupted. In addition, the application and interpretation of the laws and regulations of Hong Kong, the PRC, and the People's Bank of China and the rules, policies or guidelines published or applied by relevant regulators and exchanges in respect of the CIBM Direct Access Program and Bond Connect Program are uncertain, and they may have an adverse effect on the Fund's performance.

Additionally, emerging market countries, such as China, may subject the Fund's investments to a number of tax rules, and the application of many of those rules may be uncertain. Changes in applicable Chinese tax law could reduce the after-tax profits of the Fund, directly or indirectly, including by reducing the after-tax profits of companies in China in which the Fund invests. Uncertainties in Chinese tax rules could result in unexpected tax liabilities for the Fund.

- *Portfolio turnover risk*—High portfolio turnover from frequent trading will increase the Fund's transaction costs and may increase the portion of the Fund's capital gains that are realized for tax purposes in any given year. This, in turn, may increase the Fund's taxable distributions in that year. Frequent trading also may increase the portion of the Fund's realized capital gains that is considered "short-term" for tax purposes. Shareholders will pay higher taxes on distributions that represent short-term capital gains than they would pay on distributions that represent long-term capital gains. The Fund does not restrict the frequency of trading in order to limit expenses or the tax effect that its distributions may have on shareholders.
- *Market risk*—The risk that the market value of the Fund's investments will fluctuate as the stock and fixed-income markets fluctuate. Market risk may affect a single issuer, industry or sector of the economy, or it may affect the market as a whole. In addition, turbulence in financial markets and reduced liquidity in equity and/or fixed-income markets may negatively affect the Fund. Global economies and financial markets are becoming increasingly interconnected, and conditions and events in one country, region or financial market may adversely impact issuers in a different country, region or financial market. Events such as war, acts of terrorism, natural disasters, recessions, rapid inflation, the imposition of

international sanctions, pandemics or other public health threats could also significantly impact the Fund and its investments. These risks may be magnified if certain events or developments adversely interrupt the global supply chain, and could affect companies worldwide.

Recent examples include pandemic risks related to COVID-19 and the aggressive measures taken worldwide in response by (i) governments, including closing borders, restricting travel and imposing prolonged quarantines of, or similar restrictions on, large populations, and (ii) businesses, including forced or voluntary closures, changes to operations and reductions of staff. The effects of COVID-19 have contributed to increased volatility in global financial markets and may affect certain countries, regions, companies, industries and market sectors more dramatically than others. The COVID-19 pandemic has had, and any other outbreak of an infectious disease or serious environmental or public health concern could have, a significant negative impact on economic and market conditions, could exacerbate pre-existing political, social and economic risks in certain countries or regions and could trigger a prolonged period of global economic slowdown, which may impact the Fund. It is not known how long the impact of the COVID-19 pandemic will, or future impacts of other significant events would, last or the severity thereof. To the extent the Fund is overweight in certain countries, regions, companies, industries or market sectors, such positions will increase the risk of loss from adverse developments affecting those countries, regions, companies, industries or sectors.

- *Leverage risk associated with financial instruments*—Certain derivatives that the Fund may use may create leverage. Derivatives that involve leverage can result in losses to the Fund that exceed the amount originally invested in the derivatives.
- *Derivatives risk*—Derivatives involve risks different from, and possibly greater than, the risks associated with investing directly in securities and other instruments. Derivatives require investment techniques and risk analyses different from those of other investments. If the Advisor incorrectly forecasts the value of securities, currencies, interest rates, or other economic factors in using derivatives, the Fund might have been in a better position if the Fund had not entered into the derivatives. While some strategies involving derivatives can protect against the risk of loss, the use of

## More information about the funds—UBS Multi Income Bond Fund

derivatives can also reduce the opportunity for gain or even result in losses by offsetting favorable price movements in other Fund investments. Derivatives also involve the risk of mispricing or improper valuation, the risk that changes in the value of a derivative may not correlate perfectly with the underlying asset, rate, index, or overall securities markets, and counterparty and credit risk (the risk that the other party to a swap agreement or other derivative will not fulfill its contractual obligations, whether because of bankruptcy or other default). With respect to futures and certain swaps, there is a risk of loss by the Fund of the initial and variation margin deposits in the event of bankruptcy of an FCM with which the Fund has an open position in a futures or swaps contract, or the central counterparty in a swap contract. The assets of the Fund may not be fully protected in the event of the bankruptcy of the FCM or central counterparty. The Fund is also subject to the risk that the FCM could use the Fund's assets to satisfy its own financial obligations or the payment obligations of another customer to the central counterparty. Credit risk of cleared swap participants is concentrated in a few clearinghouses, and the consequences of insolvency of a clearinghouse are not clear. Gains or losses involving some options, futures, and other derivatives may be substantial (for example, for some derivatives, it is possible for the Fund to lose more than the amount the Fund invested in the derivatives). Some derivatives tend to be more volatile than other investments, resulting in larger gains or losses in response to market changes. Derivatives are subject to a number of other risks, including liquidity risk (the possible lack of a secondary market for derivatives and the resulting inability of the Fund to sell or otherwise close out the derivatives) and interest rate risk (some derivatives are more sensitive to interest rate changes and market price fluctuations). The Fund's use of derivatives may cause the Fund to realize higher amounts of short-term capital gains (generally taxed at ordinary income tax rates) than if the Fund had not used such instruments. Finally, the regulation of swaps and other derivatives is a changing area of law, and it is not possible to predict fully the effects of current or future regulation. It is possible that developments in government regulation of various types of derivatives could affect the character, timing and amount of the Fund's taxable income or gains; may limit or prevent the Fund from using or limit the Fund's use of these instruments

effectively as a part of its investment strategy; and could adversely affect the Fund's ability to achieve its investment objective. The Fund's use of derivatives may be limited by the requirements for taxation of the Fund as a regulated investment company. New requirements, even if not directly applicable to the Fund, may increase the cost of the Fund's investments and cost of doing business, may limit the availability of derivatives or may otherwise adversely affect the value or performance of derivatives.

- *Preferred stock risk*—Preferred stocks in which the Fund may invest are sensitive to interest rate changes. The rights of preferred stocks on the distribution of a company's assets in the event of a liquidation are generally subordinate to the rights associated with a company's debt securities.
- *Municipal securities risk*—Municipal securities are subject to interest rate, credit, illiquidity and market and political risks. The ability of a municipal issuer to make payments and the value of municipal securities can be affected by uncertainties in the municipal securities market, including litigation, the strength of the local or national economy, the issuer's ability to raise revenues through tax or other means, and the bankruptcy of the issuer affecting the rights of municipal securities holders and budgetary constraints of local, state and federal governments upon which the issuer may be relying for funding. Municipal securities and issuers of municipal securities may be more susceptible to downgrade, default and bankruptcy as a result of economic stress. In addition, the municipal securities market can be significantly affected by political changes, including legislation or proposals at either the state or the federal level to eliminate or limit the tax-exempt status of municipal bond interest or the tax-exempt status of a municipal bond fund's dividends may otherwise make municipal bonds less attractive in comparison to taxable bonds or other types of investments. Similarly, reductions in tax rates may make municipal securities less attractive in comparison to taxable bonds. Legislatures also may be unable or unwilling to appropriate funds needed to pay municipal securities obligations. These events can cause the value of the municipal securities held by a fund to fall and might adversely affect the tax-exempt status of a fund's investments or of the dividends that a fund pays.

# More information about the funds—UBS Multi Income Bond Fund

Lower-rated municipal securities are subject to greater credit and market risk than higher quality municipal securities. In addition, third-party credit quality or liquidity enhancements are frequently a characteristic of the structure of municipal securities. Problems encountered by such third-parties (such as issues negatively impacting a municipal bond insurer or bank issuing a liquidity enhancement facility) may negatively impact a municipal security even though the related municipal issuer is not experiencing problems. Municipal bonds secured by revenues from public housing authorities may be subject to additional uncertainties relating to the possibility that proceeds may exceed supply of available mortgages to be purchased by public housing authorities, resulting in early retirement of bonds, or that homeowner repayments will create an irregular cash flow. Further, unlike many other types of securities, offerings of municipal securities traditionally have not been subject to regulation by, or registration with, the SEC, resulting in a relative lack of information about certain issuers of municipal securities.

- **Sovereign debt risk**—Investment in sovereign debt involves special risks, including the risk that the issuer of the debt or the governmental authorities that control the repayment of the debt may be unable or unwilling to repay principal and/or interest when due in accordance with the terms of such debt, and the Fund may have limited legal recourse in the event of a default. In addition, the issuer of sovereign debt may be unable or unwilling to repay due to the imposition of international sanctions and other similar measures.
- **US Government securities risk**—Credit risk is the risk that the issuer will not make principal or interest payments when they are due. There are different types of US government securities with different relative levels of credit risk depending on the nature of the particular government support for that security. US government securities may be supported by (i) the full faith and credit of the United States; (ii) the ability of the issuer to borrow from the US Treasury; (iii) the credit of the issuing agency, instrumentality or government-sponsored entity; (iv) pools of assets (e.g., mortgage-backed securities); or (v) the United States in some other way. In some cases, there is even the risk of default. For example, for asset backed securities there is the risk those assets will decrease in value below the face value of the security. Similarly, for

certain agency-issued securities there is no guarantee the US government will support the agency if it is unable to meet its obligations. Further, the US government and its agencies and instrumentalities do not guarantee the market value of their securities; consequently, the value of such securities will fluctuate.

- **Management risk**—The risk that the investment strategies, techniques and risk analyses employed by the Advisor may not produce the desired results. The Advisor may be incorrect in its assessment of the value of securities or assessment of market or interest rate trends, which can result in losses to the Fund.
- **Convertible bond risk**—Convertible bonds are subject to the risks of equity securities when the underlying stock price is high relative to the conversion price (because more of the security's value resides in the conversion feature) and debt instruments when the underlying stock price is low relative to the conversion price (because the conversion feature is less valuable). A convertible bond is not as sensitive to interest rate changes as a similar non-convertible debt instrument, and generally has less potential for gain or loss than the underlying equity security. The prices of equity securities fluctuate from time to time based on changes in the company's financial condition or overall market and economic conditions.

## **Additional (non-principal) risks**

- **Securities lending risk**—Securities lending involves the lending of portfolio securities owned by the Fund to qualified broker-dealers and financial institutions who provide collateral to the Fund in connection with these loans. Securities lending involves the risk that the borrower may fail to return the securities in a timely manner or at all. As a result, the Fund may lose money and there may be a delay in recovering the loaned securities. The Fund also could lose money if it does not recover the securities and/or the value of the collateral falls, including the value of investments made with cash collateral. In some cases, these risks may be mitigated by an indemnification provided by the Fund's lending agent.
- **Cybersecurity risk**—The Fund, like other business organizations, is susceptible to operational, information security and related risks through breaches in cybersecurity. In general, cybersecurity failures or breaches of the Fund or its service providers or the issuers of securities in which the Fund invests may

## More information about the funds—UBS Multi Income Bond Fund

result from deliberate attacks or unintentional events and may arise from external or internal sources. Cybersecurity breaches may involve unauthorized access to the Fund's digital information systems (e.g., through "hacking" or malicious software coding), but may also result from outside attacks such as denial-of-service attacks (i.e., efforts to make network services unavailable to intended users). Cybersecurity failures or breaches affecting the Fund's investment advisor or any other service providers (including, but not limited to, Fund accountants, custodians, transfer agents and financial intermediaries) have the ability to cause disruptions and impact business operations, potentially resulting in financial losses, interference with the Fund's ability to calculate its net asset value, impediments to trading, the inability of Fund shareholders to transact business, destruction to equipment and systems, violations of applicable privacy and other laws, regulatory fines, penalties, reputational damage, reimbursement or other compensation costs and/or additional compliance costs. In addition, substantial costs may be incurred in order to prevent any cybersecurity breaches in the future.

### **Other information**

**Exclusion of Advisor from commodity pool operator definition**—With respect to the Fund, the Advisor has claimed an exclusion from the definition of a CPO under the CEA and the rules of the CFTC and, therefore, is not subject to CFTC registration or regulation as a CPO. In addition, the Advisor is relying upon a related exclusion from the definition of a CTA under the CEA and the rules of the CFTC.

The terms of the CPO exclusion require the Fund, among other things, to adhere to certain limits on its investments in "commodity interests." Commodity interests include commodity futures, commodity options and swaps, which in turn include non-deliverable forward currency agreements, as further described in the Fund's SAI. Because the Advisor and the Fund intend to comply with the terms of the CPO exclusion at this time, the Fund will limit its investments in these types of instruments. The Fund is not intended as a vehicle for trading in the commodity futures, commodity options or swaps markets. The CFTC has neither reviewed nor approved the Advisor's reliance on these exclusions, or the Fund, its investment strategies or this prospectus.



# More information about the funds—UBS Sustainable Development Bank Bond Fund

## Investment objective, strategies, securities selection and risks

### Fund objective

The Fund seeks current income.

The Fund's investment objective is "non-fundamental." This means that it may be changed by the Fund's Board of Trustees without shareholder approval.

### Principal investment strategies

Under normal circumstances, the Fund invests at least 80% of its net assets (plus borrowings for investment purposes, if any) in bonds and/or instruments that provide exposure to bonds issued by development banks. Development banks are financial organizations formed by government entities to promote economic and social development. The Fund invests in multilateral development bank bonds but may also invest in regional or national development bank obligations. The Fund's investment in obligations issued by the International Bank for Reconstruction and Development and the Inter-American Development Bank may be significant, but the Fund normally will not invest more than 25% of its net assets in either issuer.

Under normal circumstances, the Fund will invest in securities that, at the time of purchase, possess a minimum rating of A3 by Moody's or A- by S&P or Fitch, comparably rated by another nationally recognized statistical rating organization, or, if unrated, are determined by the Advisor to be of comparable quality.

The Fund's investments in fixed income securities may have all types of interest rate payment and reset terms. The Fund generally invests only in US dollar-denominated securities.

The Fund may, but is not required to, engage in derivatives transactions. Derivatives instruments such as futures may be used for risk management purposes to hedge against a specific security or for investment (non-hedging) purposes to earn income or adjust portfolio duration. The Fund does not seek to use derivatives extensively.

The Fund is a non-diversified fund, which means that the Fund may invest more of its assets in a smaller number of issuers than a diversified investment company.

The Fund will notify shareholders at least 60 days prior to any change in its policy of investing at least 80% of its net assets (plus borrowings for investment purposes, if any) in bonds and/or instruments that provide exposure to bonds issued by development banks.

### Securities selection

The Advisor seeks to invest in bonds issued by development banks. The Advisor constructs the portfolio consisting of multilateral and regional development banks. The Advisor focuses primarily on bonds issued by multilateral development banks which may include, but are not limited to, the International Bank for Reconstruction and Development and other member institutions of the World Bank Group, the Inter-American Development Bank, the Asian Development Bank, the African Development Bank, and the European Bank for Reconstruction and Development. Development banks are formed by their member states with the objective to provide financial and technical assistance to improve overall living standards through sustainable economic development and growth. While each development bank has a distinct focus, development banks generally use their capital for projects that seek to improve the state of the developing world, promote sustainable growth and raise living standards.

The Advisor selects investments for the Fund based on available supply and liquidity parameters (including, for example, such factors as evaluating amounts outstanding, available dealer inventory, and volumes traded in the secondary market) utilizing a stratified sampling approach (investing in a representative cross-section of the investment universe) to optimize tracking error and minimize transaction cost. The Fund will be managed relative to a composite index, which is a blend of two market indexes designed to measure the performance of the US dollar denominated multilateral development bank bond market. The Fund does not seek to directly replicate the index. The Fund's composite index is the Solactive Global Multilateral Development Bank Bond USD 40% 1-5 Year 60% 5-10 Year Total Return Index. (The Fund reserves the right in its discretion to change the index). The Fund's development bank bond investments may include issuers that are not part of the composite index. The Fund will seek to maintain a concentrated portfolio of development bank bonds emphasizing multilateral development banks. The portfolio management team will select the bonds in the market that meet their selection criteria with intention

# More information about the funds—UBS Sustainable Development Bank Bond Fund

to provide similar risk/return characteristics as the broader development bank bond market.

The Fund may invest in cash or cash equivalent instruments, including shares of an affiliated investment company. When market or other conditions warrant, the Fund may make substantial temporary defensive investments in cash or cash equivalents that may be inconsistent with the Fund's principal investment strategies, which may affect the Fund's ability to pursue its investment objective.

The Fund may engage in active trading to adjust the portfolio in response to investor activity and to rebalance the portfolio as new development bank issuers come to the market and existing issuers enter the index or mature.

The Fund may lend its portfolio securities to generate additional income.

## **Additional information about principal risks**

An investment in the Fund is not guaranteed; you may lose money by investing in the Fund. The principal risks presented by an investment in the Fund are:

- *Risks of development bank bonds*—The value of the Fund's investments in bonds issued by development banks may fall due to adverse financial market developments in the United States and abroad. Borrowers from development banks include foreign countries, which may include emerging market countries, and borrowers of specific development banks also include the private sector with or without government guarantee. Therefore, negative economic, social and political developments could affect the ability of a borrower to repay its loan to the development bank and thus affect its financial condition. In addition, investments in such development bank bonds may involve special risks because the Fund may have limited legal recourse in the event of default. Also, development bank bonds may sometimes be less liquid and more difficult to sell and to value than high-quality securities of US issuers. Bonds issued by a development bank are backed by the shareholders of the development bank. The development bank may be supported via various mechanisms including, preferred creditor status, equity injections by its shareholders and callable capital, even though the latter may have never been tested with respect to an issuer. Changes in the shareholder structure of a development bank or changes in the strength of the support by its shareholders could affect the credit rating and thus the value of the bonds issued by the development bank.
- *Interest rate risk*—The risk that changing interest rates may adversely affect the value of an investment. An increase in prevailing interest rates typically causes the value of fixed income securities to fall, while a decline in prevailing interest rates may cause the market value of fixed income securities to rise. Changes in interest rates will affect the value of longer-term fixed income securities more than shorter-term securities and higher quality securities more than lower quality securities. Interest rate changes can be sudden and unpredictable, and are influenced by a number of factors including government policy, inflation expectations and supply and demand. A substantial increase in interest rates may have an adverse impact on the liquidity and valuation of a security, especially those with longer maturities. Changes in government monetary policy, including changes in tax policy or changes in a central bank's implementation of specific policy goals, may have a substantial impact on interest rates. There can be no guarantee that any particular government or central bank policy will be continued, discontinued or changed nor that any such policy will have the desired effect on interest rates.
- *Concentration risk*—The Fund concentrates investments in the bonds of development banks. The risk that if the Fund has most of its investments in a single industry, its portfolio will be more susceptible to factors adversely affecting that industry than would a more diverse portfolio of securities.
- *Credit risk*—The risk that the Fund could lose money if the issuer or guarantor of a fixed income security, or the counterparty to or guarantor of a derivative contract, is unable or unwilling to meet its financial obligations. This risk is likely greater for lower quality investments than for investments that are higher quality.
- *Liquidity risk*—The risk that the Fund may have difficulty or may not be able to sell its investments. Illiquidity may result from political, economic or issuer specific events; changes in a specific market's size or structure, including the number of participants; or overall market disruptions. When there is no willing buyer and investments cannot be readily sold at the

# More information about the funds—UBS Sustainable Development Bank Bond Fund

desired time or price, the Fund may have to accept a lower price or may not be able to sell the security at all. An inability to sell securities can adversely affect the Fund's value or prevent the Fund from being able to take advantage of other investment opportunities. Liquid portfolio investments may become illiquid or less liquid after purchase by the Fund due to low trading volume, adverse investor perceptions and/or other market developments. In recent years, the number and capacity of dealers that make markets in fixed income securities has decreased. Consequently, the decline in dealers engaging in market making trading activities may increase liquidity risk, which can be more pronounced in periods of market turmoil or when prices of securities are negatively impacted by rapid or unexpected changes in interest rates. Liquidity risk may be magnified in a rising interest rate environment or when investor redemptions from fixed income funds may be higher than normal, causing increased supply in the market due to selling activity. Liquidity risk includes the risk that the Fund will experience significant net redemptions at a time when it cannot find willing buyers for its portfolio securities or can only sell its portfolio securities at a material loss.

- *Non-diversification risk*—The risk that the Fund will be more volatile than a diversified fund because it invests its assets in a smaller number of issuers. The gains or losses on a single security may, therefore, have a greater impact on the Fund's net asset value.
- *Portfolio turnover risk*—High portfolio turnover from frequent trading will increase the Fund's transaction costs and may increase the portion of the Fund's capital gains that are realized for tax purposes in any given year. This, in turn, may increase the Fund's taxable distributions in that year. Frequent trading also may increase the portion of the Fund's realized capital gains that is considered "short-term" for tax purposes. Shareholders will pay higher taxes on distributions that represent short-term capital gains than they would pay on distributions that represent long-term capital gains. The Fund does not restrict the frequency of trading in order to limit expenses or the tax effect that its distributions may have on shareholders.
- *Market risk*—The risk that the market value of the Fund's investments will fluctuate as the stock and fixed-income markets fluctuate. Market risk may affect a single issuer, industry or sector of the econo-

my, or it may affect the market as a whole. In addition, turbulence in financial markets and reduced liquidity in equity and/or fixed-income markets may negatively affect the Fund. Global economies and financial markets are becoming increasingly interconnected, and conditions and events in one country, region or financial market may adversely impact issuers in a different country, region or financial market. Events such as war, acts of terrorism, natural disasters, recessions, rapid inflation, the imposition of international sanctions, pandemics or other public health threats could also significantly impact the Fund and its investments. These risks may be magnified if certain events or developments adversely interrupt the global supply chain, and could affect companies worldwide.

Recent examples include pandemic risks related to COVID-19 and the aggressive measures taken worldwide in response by (i) governments, including closing borders, restricting travel and imposing prolonged quarantines of, or similar restrictions on, large populations, and (ii) businesses, including forced or voluntary closures, changes to operations and reductions of staff. The effects of COVID-19 have contributed to increased volatility in global financial markets and may affect certain countries, regions, companies, industries and market sectors more dramatically than others. The COVID-19 pandemic has had, and any other outbreak of an infectious disease or serious environmental or public health concern could have, a significant negative impact on economic and market conditions, could exacerbate pre-existing political, social and economic risks in certain countries or regions and could trigger a prolonged period of global economic slowdown, which may impact the Fund. It is not known how long the impact of the COVID-19 pandemic will, or future impacts of other significant events would, last or the severity thereof. To the extent the Fund is overweight in certain countries, regions, companies, industries or market sectors, such positions will increase the risk of loss from adverse developments affecting those countries, regions, companies, industries or sectors.

- *Leverage risk associated with financial instruments*—Certain derivatives that the Fund may use may create leverage. Derivatives that involve leverage can result in losses to the Fund that exceed the amount originally invested in the derivatives.

# More information about the funds—UBS Sustainable Development Bank Bond Fund

- *Derivatives risk*—Derivatives involve risks different from, and possibly greater than, the risks associated with investing directly in securities and other instruments. Derivatives require investment techniques and risk analyses different from those of other investments. If the Advisor incorrectly forecasts the value of securities, currencies, interest rates, or other economic factors in using derivatives, the Fund might have been in a better position if the Fund had not entered into the derivatives. While some strategies involving derivatives can protect against the risk of loss, the use of derivatives can also reduce the opportunity for gain or even result in losses by offsetting favorable price movements in other Fund investments. Derivatives also involve the risk of mispricing or improper valuation, the risk that changes in the value of a derivative may not correlate perfectly with the underlying asset, rate, index, or overall securities markets, and counterparty and credit risk (the risk that the other party to a derivative will not fulfill its contractual obligations, whether because of bankruptcy or other default). With respect to futures, there is a risk of loss by the Fund of the initial and variation margin deposits in the event of bankruptcy of an FCM with which the Fund has an open position in a futures contract. The assets of the Fund may not be fully protected in the event of the bankruptcy of the FCM or central counterparty. The Fund is also subject to the risk that the FCM could use the Fund's assets to satisfy its own financial obligations or the payment obligations of another customer to the central counterparty. Gains or losses involving some options, futures, and other derivatives may be substantial (for example, for some derivatives, it is possible for the Fund to lose more than the amount the Fund invested in the derivatives). Some derivatives tend to be more volatile than other investments, resulting in larger gains or losses in response to market changes. Derivatives are subject to a number of other risks, including liquidity risk (the possible lack of a secondary market for derivatives and the resulting inability of the Fund to sell or otherwise close out the derivatives) and interest rate risk (some derivatives are more sensitive to interest rate changes and market price fluctuations). The Fund's use of derivatives may cause the Fund to realize higher amounts of short-term capital gains (generally taxed at ordinary income tax rates) than if the Fund had not used such instruments. Finally, the regulation of derivatives is a changing area of law, and it is not possible to predict fully the effects of current or future regulation. It is possible that developments in government regulation of various types of derivatives could affect the character, timing and amount of the Fund's taxable income or gains; may limit or prevent the Fund from using or limit the Fund's use of these instruments effectively as a part of its investment strategy; and could adversely affect the Fund's ability to achieve its investment objective. The Fund's use of derivatives may be limited by the requirements for taxation of the Fund as a regulated investment company. New requirements, even if not directly applicable to the Fund, may increase the cost of the Fund's investments and cost of doing business, may limit the availability of derivatives or may otherwise adversely affect the value or performance of derivatives.
- *Investing in other funds risk*—The Fund's investment performance is affected by the investment performance of the underlying funds in which the Fund may invest, including ETFs. Through its investment in the underlying funds, the Fund is subject to the risks of the underlying funds' investments and their expenses. While the risks of owning shares of an ETF generally reflect the risks of owning the underlying securities the ETF is designed to track, lack of liquidity in an ETF can result in its value being more volatile than the underlying portfolio securities. In addition, shares of ETFs typically trade on securities exchanges, which may subject the Fund to the risk that an ETF in which the Fund invests may trade at a premium or discount to its net asset value and that trading an ETF's shares may be halted if the listing exchange's officials deem such action appropriate. Also, an ETF may not replicate exactly the performance of the benchmark index it seeks to track for a number of reasons, including transaction costs incurred by the ETF, the temporary unavailability of certain index securities in the secondary market or discrepancies between the ETF and the index with respect to the weighting or number of instruments held by the ETF. In addition, a passively managed ETF would not necessarily sell a security because the issuer of the security was in financial trouble unless the security is removed from the index that the ETF seeks to track.
- *Management risk*—The risk that the investment strategies, techniques and risk analyses employed by the Advisor may not produce the desired results. The Advisor may be incorrect in its assessment of the value

# More information about the funds—UBS Sustainable Development Bank Bond Fund

of securities or assessment of market trends, which can result in losses to the Fund.

## **Additional (non-principal) risks**

- *Securities lending risk*—Securities lending involves the lending of portfolio securities owned by the Fund to qualified broker-dealers and financial institutions who provide collateral to the Fund in connection with these loans. Securities lending involves the risk that the borrower may fail to return the securities in a timely manner or at all. As a result, the Fund may lose money and there may be a delay in recovering the loaned securities. The Fund also could lose money if it does not recover the securities and/or the value of the collateral falls, including the value of investments made with cash collateral. In some cases, these risks may be mitigated by an indemnification provided by the Fund's lending agent.
- *Cybersecurity risk*—The Fund, like other business organizations, is susceptible to operational, information security and related risks through breaches in cybersecurity. In general, cybersecurity failures or breaches of the Fund or its service providers or the issuers of securities in which the Fund invests may result from deliberate attacks or unintentional events and may arise from external or internal sources. Cybersecurity breaches may involve unauthorized access to the Fund's digital information systems (e.g., through "hacking" or malicious software coding), but may also result from outside attacks such as denial-of-service attacks (i.e., efforts to make network services unavailable to intended users). Cybersecurity failures or breaches affecting the Fund's investment advisor or any other service providers (including, but not limited to, Fund accountants, custodians, transfer agents and financial intermediaries) have the ability to cause disruptions and impact business operations, potentially resulting in financial losses, interference with the Fund's ability to calculate its net asset value, impediments to trading, the inability of Fund shareholders to transact business, destruction to equipment and systems, violations of applicable privacy and other laws, regulatory fines, penalties, reputational damage, reimbursement or other compensation costs and/or addi-

tional compliance costs. In addition, substantial costs may be incurred in order to prevent any cybersecurity breaches in the future.

## **Other information**

**Exclusion of Advisor from commodity pool operator definition**—With respect to the Fund, the Advisor has claimed an exclusion from the definition of CPO under the CEA and the rules of the CFTC and, therefore, is not subject to CFTC registration or regulation as a CPO. In addition, the Advisor is relying upon a related exclusion from the definition of a CTA under the CEA and the rules of the CFTC.

The terms of the CPO exclusion require the Fund, among other things, to adhere to certain limits on its investments in "commodity interests." Commodity interests include commodity futures, commodity options and swaps, which in turn include non-deliverable forward currency agreements, as further described in the Fund's SAI. Because the Advisor and the Fund intend to comply with the terms of the CPO exclusion at this time, the Fund will limit its investments in these types of instruments. The Fund is not intended as a vehicle for trading in the commodity futures, commodity options or swaps markets. The CFTC has neither reviewed nor approved the Advisor's reliance on these exclusions, or the Fund, its investment strategies or this prospectus.

## Managing your fund account

### **Flexible pricing**

Each Fund offers Class A and Class P shares. The UBS All China Equity Fund, UBS Emerging Markets Equity Opportunity Fund, UBS Engage For Impact Fund, UBS International Sustainable Equity Fund, UBS Multi Income Bond Fund and UBS Sustainable Development Bank Bond Fund also offer Class P2 shares, which are offered in a separate prospectus. Each class has different sales charges and ongoing expenses. You can choose the class that is best for you, based on how much you plan to invest in a fund and how long you plan to hold your fund shares, the expenses of the share class and whether you qualify for a reduction or waiver of an applicable sales charge. Class P and Class P2 shares are available only to certain types of investors. Only Class A and Class P shares are offered in this prospectus.

Each Fund has adopted a Rule 12b-1 plan for its Class A shares that allows it to pay service fees for services provided to shareholders.

You may qualify for a waiver of certain sales charges on Class A shares. See “Sales charge waivers for Class A shares” below. You may also qualify for a reduced sales charge on Class A shares. See “Sales charge reductions for Class A shares” below.

The availability of sales charge waivers and discounts may depend on the particular intermediary or type of account through which you purchase or hold fund shares.

The Funds’ sales charge waivers and discounts disclosed below in this prospectus are available for qualifying purchases made directly from the Funds’ distributor, UBS

Asset Management (US) Inc. (“UBS AM (US)”) and are generally available through financial intermediaries, unless otherwise specified in Appendix A to this prospectus.

The sales charge waivers and discounts available through certain financial intermediaries are set forth in Appendix A to this prospectus, which may differ from those available for purchases made directly from the distributor or certain other financial intermediaries. Please contact your financial intermediary for more information regarding sales charge waivers and discounts and the financial intermediary’s related policies and procedures, including information regarding eligibility requirements for waivers or discounts that may be available to you.

### **Class A shares**

Class A shares of each Fund, except UBS Sustainable Development Bank Bond Fund, have a front-end sales charge that is included in the offering price of the Class A shares. This sales charge is paid at the time of purchase and is not invested in a Fund. Shareholders of the UBS Sustainable Development Bank Bond Fund pay no front-end or deferred sales charges on Class A shares, except that under very limited circumstances, a deferred sales charge may apply in connection with shares acquired via an exchange from another fund. Each Fund’s Class A shares, except UBS Sustainable Development Bank Bond Fund, pay an annual service (12b-1) fee of 0.25% of average net assets on an ongoing basis, and Class A shares of the UBS Sustainable Development Bank Bond Fund pay an annual service (12b-1) fee of 0.10% of average net assets on an ongoing basis. Over time these fees will increase the cost of your investment and may cost you more than paying other types of sales charges. Class A shares pay no distribution fees.

The Class A sales charges for the applicable Funds are described in the following table:

**Class A sales charges.** UBS All China Equity Fund, UBS Emerging Markets Equity Opportunity Fund, UBS Engage For Impact Fund, UBS Global Allocation Fund, UBS International Sustainable Equity Fund and UBS U.S. Small Cap Growth Fund:

Amount of investment	Sales charge as a percentage of:		Reallowance to selected dealers as percentage of offering price
	Offering price	Net amount invested	
Less than \$50,000	5.50%	5.82%	5.00%
\$50,000 to \$99,999	4.50	4.71	4.00
\$100,000 to \$249,999	3.50	3.63	3.00
\$250,000 to \$499,999	2.50	2.56	2.00
\$500,000 to \$999,999	2.00	2.04	1.75
\$1,000,000 and over <sup>1</sup>	None	None	May pay up to 1.00 <sup>2</sup>

**Class A sales charges.** UBS Multi Income Bond Fund:

Amount of investment	Sales charge as a percentage of:		Reallowance to selected dealers as percentage of offering price
	Offering price	Net amount invested	
Less than \$100,000	3.75%	3.90%	3.25%
\$100,000 to \$249,999	3.25	3.36	2.75
\$250,000 to \$499,999	2.25	2.30	2.00
\$500,000 to \$999,999	1.75	1.78	1.50
\$1,000,000 and over <sup>1</sup>	None	None	May pay up to 1.00 <sup>2</sup>

<sup>1</sup> A contingent deferred sales charge of 1% of the shares' offering price or the net asset value at the time of sale by the shareholder, whichever is less, is charged on sales of shares made within one year of the purchase date. Class A shares representing reinvestment of dividends are not subject to this 1% charge. Withdrawals in the first year after purchase of up to 12% of the value of the fund account under a Fund's Automatic Cash Withdrawal Plan are not subject to this charge.

<sup>2</sup> For sales of \$1 million or more, UBS Asset Management (US) Inc. ("UBS AM (US)") pays to the dealer an amount based upon the following schedule: 1.00% on the first \$3 million and 0.75% on the next \$2 million.

If you intend to purchase more than \$2 million of Class A shares, subject to availability at your intermediary, you should instead purchase Class P shares, which have lower on-going expenses.

### **Sales charge waivers for Class A shares**

*Class A front-end sales charge waivers*—Front-end sales charges will be waived if you buy Class A shares with proceeds from the following sources:

1. Redemptions from any registered mutual fund for which UBS AM (US) or any of its affiliates serve as distributor if you:
  - Originally paid a front-end sales charge on the shares; and
  - Reinvest the money within 365 days of the redemption date.

The Funds' front-end sales charges will also not apply to Class A purchases by or through:

2. Employees of UBS Group AG ("UBS") and its subsidiaries and members of the employees' immediate families; and members of the Board of Directors/Trustees (and former Board members who retire from such Boards after December 1, 2005) of any investment company for which UBS AM (US) or any of its affiliates serve as distributor.
3. Trust companies and bank trust departments investing on behalf of their clients if clients pay the bank or trust company an asset-based fee for trust or asset management services.
4. Retirement plans and deferred compensation plans that have assets of at least \$1 million or at least 25 eligible employees.
5. Broker-dealers and other financial institutions (including registered investment advisors and financial planners) that have entered into a selling agreement with UBS AM (US) (or otherwise an arrangement with a broker-dealer or other financial institution with respect to sales of Fund shares), on behalf of clients participating in a fund supermarket, wrap program, or other program in which clients pay a fee for advisory services, executing transactions in Fund shares, or for otherwise participating in the program.

6. Employees of broker-dealers and other financial institutions (including registered investment advisors and financial planners) that have entered into a selling agreement with UBS AM (US) (or otherwise have an arrangement with a broker-dealer or other financial institution with respect to sales of Fund shares), and their immediate family members, as allowed by the internal policies of their employer.

7. Insurance company separate accounts.
8. Shareholders of the Class N shares of any UBS Fund who held such shares at the time they were redesignated as Class A shares.
9. Reinvestment of capital gains distributions and dividends.
10. College savings plans organized under Section 529 of the Internal Revenue Code (the "IRC").
11. Broker-dealers or other financial institutions that have entered into an agreement with UBS AM (US) to offer Class A shares through a no-load network or platform or self-directed investment brokerage accounts, in which clients may or may not pay a transaction fee to the broker-dealer or financial institution.
12. Customers of financial intermediaries that have a contractual arrangement with the distributor or investment advisor where such contract provides for the waiver of the front-end sales charge. Each such contractual arrangement with a financial intermediary is described in Appendix A to this prospectus.
13. Clients of a financial intermediary that convert their shares from Class P shares to Class A shares in connection with the termination of their participation in the financial intermediary's fee-based advisory program.

*Class A deferred sales charge waivers*—The contingent deferred sales charge will be waived for:

- Redemptions of Class A shares by former holders of Class N shares of any UBS Fund;
- Exchanges between Family Funds ("Family Funds"), which include the PACE Select funds, the UBS Funds,



and other funds for which UBS AM (US) serves as distributor, if purchasing the same class of shares;

- Redemptions following the death or disability of the shareholder or beneficial owner;
- Tax-free returns of excess contributions from employee benefit plans;
- Distributions from employee benefit plans, including those due to plan termination or plan transfer;
- Redemptions made in connection with the Automatic Cash Withdrawal Plan, provided that such redemptions:
  - are limited annually to no more than 12% of the original account value;
  - are made in equal monthly amounts, not to exceed 1% per month; and
  - the minimum account value at the time the Automatic Cash Withdrawal Plan was initiated was no less than \$5,000;
- Redemptions of shares purchased through certain retirement plans;
- Broker-dealers or other financial institutions that have entered into an agreement with UBS AM (US) to offer Class A shares through a no-load network or platform or self-directed investment brokerage accounts, in which clients may or may not pay a transaction fee to the broker-dealer or financial institution; and
- Customers of financial intermediaries that have a contractual arrangement with the distributor or investment advisor where such contract provides for the waiver of the deferred sales charge. Each such contractual arrangement with a financial intermediary is described in Appendix A to this prospectus.

A contingent deferred sales charge applicable to Class A shares exchanged for Class P shares for traditional individual retirement accounts (IRAs), Roth IRAs, Rollover IRAs, Inherited IRAs, SEP IRAs, SIMPLE IRAs, BASIC Plans,

Educational Savings Accounts and Medical Savings Accounts on a Merrill Lynch platform will be waived. With respect to such waiver, Merrill Lynch will pay a portion of the contingent deferred sales charge that would have otherwise applied to UBS AM (US). Please ask your financial advisor if you are eligible for exchanging your Class A shares for Class P shares pursuant to these exchange features, which are described under “Managing your fund account—Class P shares” below.

For more information regarding intermediary-specific sales charge waivers and discounts, please refer to Appendix A to this prospectus.

### **Sales charge reductions for Class A shares**

**Right of accumulation.** A purchaser of Class A shares may qualify for a reduction of the front-end sales charge on purchases of Class A shares by combining a current purchase with certain other Class A, Class Y and/or Class P shares of Family Funds<sup>1</sup> already owned. To determine if you qualify for a reduction of the front-end sales charge, the amount of your current purchase is added to the current net asset value of your other Class A, Class Y and/or Class P shares, as well as those Class A, Class Y and/or Class P shares of your spouse and children under the age of 21 and who reside in the same household. If you are the sole owner of a company, you may also add any company accounts, including retirement plan accounts invested in Class A, Class Y and/or Class P shares of the Family Funds. Companies with one or more retirement plans may add together the total plan assets invested in Class A, Class Y and/or Class P shares of the Family Funds to determine the front-end sales charge that applies. To qualify for the discount on a purchase through a financial institution, when each purchase is made, the investor or institution must provide UBS AM (US) with sufficient information to verify that the purchase qualifies for the privilege or discount. The right of accumulation may be amended or terminated by UBS AM (US) at any time as to purchases occurring thereafter.

Shares purchased through a broker-dealer may be subject to different procedures concerning Rights of Accumulation. Please contact your investment professional for more information.

<sup>1</sup> Please note that any Family Fund that is a money market fund will not count for purposes of the right of accumulation discount or for purposes of satisfying the forms of a Letter of Intent.

### **Letter of intent**

Investors may also obtain reduced sales charges for Class A shares for investments of a particular amount by means of a written Letter of Intent, which expresses the investor's intention to invest that amount within a period of 13 months in shares of one or more Family Funds.<sup>1</sup> Each purchase of Class A shares under a Letter of Intent will be made at the public offering price applicable at the time of such purchase to a single transaction of the total dollar amount indicated in the Letter of Intent. A Letter of Intent may include purchases of Class A and/or Class P shares made not more than three months prior to the date that the investor signs a Letter of Intent and during the 13-month period in which the Letter of Intent is in effect; however, the 13-month period during which the Letter of Intent is in effect will begin on the date on which the Letter of Intent is signed.

Investors do not receive credit for shares purchased by the reinvestment of distributions. Investors qualifying for a right of accumulation discount (described above) may purchase shares under a single Letter of Intent.

The Letter of Intent is not a binding obligation upon the investor to purchase the full amount indicated. The minimum initial investment under a Letter of Intent is 5% of such amount, which must be invested immediately. Class A shares purchased with the first 5% of such amount may be held in escrow to secure payment of the higher sales charge applicable to the shares actually purchased if the full amount indicated is not purchased. When the full amount indicated has been purchased, the escrow will be released. If an investor desires to redeem escrowed shares before the full amount has been purchased, the shares will be released only if the investor pays the sales charge that, without regard to the Letter of Intent, would apply to the total investment made to date.

Letter of Intent forms may be obtained from UBS AM (US) or from investment professionals. Investors should read the Letter of Intent carefully.

Shares purchased through a broker-dealer may be subject to different procedures concerning Letters of Intent. Please contact your investment professional for more information.

<sup>1</sup> Please note that any Family Fund that is a money market fund will not count for purposes of the right of accumulation discount or for purposes of satisfying the forms of a Letter of Intent.

### **Note on sales charge reductions and waivers for Class A**

Additional information concerning sales charge reductions and waivers is available in the Funds' SAI and Appendix A to this prospectus. You are responsible for notifying your financial intermediary of any facts that may qualify you for a sales charge waiver or discount. If you think you qualify for any of the sales charge waivers described above, you may need to notify and/or provide documentation to UBS AM (US). You will also need to notify UBS AM (US) of the existence of other accounts in which there are holdings eligible to be aggregated to meet certain sales load breakpoints. Information you may need to provide to UBS AM (US) includes:

- Information or records regarding shares of the Funds or other funds held in all accounts at any financial intermediary;
- Information or records regarding shares of the Funds or other funds held in any account at any financial intermediary by related parties of the shareholder, such as members of the same family; and/or
- Any information that may be necessary for UBS AM (US) to determine your eligibility for a reduction or waiver of a sales charge.

For more information, you should contact your investment professional or call 1-800-647 1568. If you want information on the Funds' Automatic Cash Withdrawal Plan, see the SAI or contact your Financial Advisor. Also, information regarding the Funds' distribution arrangements and applicable sales charge reductions and waivers is available on the Fund's Web Site free of charge, at [www.ubs.com/us/en/assetmanagement/funds/products/mutual-fund](http://www.ubs.com/us/en/assetmanagement/funds/products/mutual-fund).

For more information regarding intermediary-specific sales charge waivers and discounts, please refer to Appendix A to this prospectus.

### **Class P shares**

Shareholders pay no front-end or deferred sales charges on Class P shares. UBS AM (US), the principal distributor of the Funds, may make payments out of its own resources to certain affiliated dealers (e.g., UBS Financial

Services Inc.) and, from time to time, unaffiliated dealers in UBS AM (US)'s sole discretion. Only specific types of investors can purchase Class P shares.

The following are eligible to purchase Class P shares:

- Shareholders of the Class I shares of any UBS Fund who held such shares as of the date the shares were redesignated Class Y shares (now designated Class P shares);
- Retirement plans with 5,000 or more eligible employees or \$100 million or more in plan assets;
- Retirement plan platforms/programs that include Fund shares if the platform/program covers plan assets of at least \$100 million;
- Trust companies and bank trust departments purchasing shares on behalf of their clients in a fiduciary capacity;
- Banks, registered investment advisors and other financial institutions purchasing Fund shares for their clients as part of an advisory program;
- College savings plans organized under Section 529 of the IRC, if shareholder servicing fees are paid exclusively outside of the participating funds;
- Other investors as approved by the Funds' Board of Trustees;
- Shareholders who invest a minimum initial amount of \$2 million in a Fund. An institutional investor may aggregate its holdings with holdings of certain related institutional investors to meet the foregoing minimum;
- Employees of UBS AM (Americas) and UBS AM (US), as long as the employee establishes an account in his or her name directly at the Funds' transfer agent and purchases a minimum initial amount of \$50,000;
- Members of the Board of Directors/Trustees (and former Board members who retire from such Boards after December 1, 2005) of any investment company for which UBS AM (US) or any of its affiliates serves as distributor, subject to a minimum initial purchase amount of \$50,000 in an account established by the

member in his or her name directly at the Funds' transfer agent; and

- Investors who are clients of a wrap fee advisory program, including those programs sponsored by UBS AM (Americas) or its affiliates, and who invest a minimum initial amount of \$1,000 (with a minimum subsequent investment of \$100), unless waived by agreement or otherwise with UBS AM (US).
- Merrill Lynch brokerage account holders who hold Class A shares of the funds and Merrill Lynch customers transferring external accounts to Merrill Lynch who hold Class A of the funds may exchange those Class A shares for Class P shares of the same fund to be held in a Merrill Advisory Program. Such exchanges will occur at the net asset value per share, without requiring any investment minimum to be met and without the imposition of any fees or other charges.
- Class P2 shareholders that terminate their managed account and were required by the shareholder's financial intermediary to convert the existing Class P2 shares to Class P shares of the Fund. Such exchanges will occur at the net asset value per share, without requiring any investment minimum to be met and without the imposition of any fees or other charges.
- Investors transacting in Class P shares available on brokerage platforms of firms acting solely as agent for their customers and that have agreements with the Fund's distributor to offer such shares. An investor transacting on these platforms may be required to pay a commission and/or other forms of compensation to the broker. UBS AM (US) may reduce or waive, by agreement or otherwise, any minimum investment amount applicable to investors transacting in Class P shares on these platforms.

Class P shares do not pay ongoing 12b-1 distribution or service fees.

Shareholders of Fort Dearborn Income Securities, Inc. received Class P shares in connection with the reorganization with UBS Multi Income Bond Fund. In order to purchase additional shares of Class P of UBS Multi Income Bond Fund, former Fort Dearborn Income Securities, Inc. shareholders must meet the eligibility requirements listed above.

### Buying shares

You can buy Class A or Class P shares through your investment professional at a broker-dealer or other financial institution with which UBS AM (US) has a sales agreement.

If you wish to invest in other Family Funds, you can do so by:

- Contacting your investment professional (if you have an account at a financial institution that has entered into a sales agreement with UBS AM (US));
- Buying shares through the transfer agent as described later in this prospectus (subject to eligibility requirements); or
- Opening an account by exchanging shares from another Family Fund.

Selected securities dealers or other financial institutions, including UBS Financial Services Inc., may charge a processing fee to confirm a purchase. UBS Financial Services Inc. currently charges a fee of \$5.25.

The Funds and UBS AM (US) reserve the right to reject a purchase order or suspend the offering of shares.

### Through financial institutions/professionals

As mentioned above, the Funds have entered into one or more sales agreements with brokers, dealers or other financial intermediaries ("Service Providers"), as well as with financial institutions (banks and bank trust departments) (each an "Authorized Dealer"). The Authorized Dealer, or intermediaries designated by the Authorized Dealer (a "Sub-designee"), may in some cases be authorized to accept purchase and redemption orders that are in "good form" on behalf of the Funds. A Fund will be deemed to have received a purchase or redemption order when the Authorized Dealer or Sub-designee receives the order in good form. Such orders will be priced at the Fund's net asset value next computed after such order is received in good form by the Authorized Dealer or Sub-designee. These Authorized Dealers may charge the investor a transaction fee or other fee for their services at the time of purchase. These fees would not be otherwise charged if you purchased shares directly from the Funds. It is the responsibility of such Authorized Dealers or Sub-designees to promptly forward purchase orders with payments to the Funds.

### A note about financial intermediary fee based advisory programs—intermediary directed share class conversions

Class A shares of a Fund held through a financial intermediary may be converted into Class P shares of the same Fund at net asset value per share (the "Conversion"). Class A shares may only be converted into Class P shares if the Conversion is made to facilitate the shareholder's participation in a fee based advisory program and the transaction is recorded by the financial intermediary or the Fund's transfer agent as a share class conversion. To qualify for a Conversion, the shareholder must satisfy the conditions for investing in the Class P shares. Financial intermediaries may only convert a shareholder's Class A shares into Class P shares if the Class A shares are no longer subject to a CDSC or the financial intermediary has agreed to reimburse UBS AM (US) a portion of the CDSC otherwise payable on those shares. **The timing and implementation of the Conversion are at the discretion of the shareholder's financial intermediary. Please contact your financial intermediary for more information about a Conversion of shares within your account.**

Shareholders that no longer participate in a fee based advisory program may not buy any additional Class P shares (except through dividend reinvestments) unless such shareholder otherwise meets eligibility requirements of the share class. Additionally, shareholders no longer participating in a fee based advisory program may be required by the shareholder's financial intermediary to convert the existing Class P shares to Class A shares of the Fund.

Shareholders converting from Class A shares into Class P shares of the Fund will experience lower total share class expenses because Class P shares do not pay Rule 12b-1 service fees. It is generally expected that the Conversion will be tax-free for federal income tax purposes, which means former Class A shareholders would not have a taxable gain or loss on the Conversion of their shares to Class P shares of the same fund.

Shareholders who hold Class P shares of the Funds in a Merrill Lynch advisory program and who transfer to a Merrill Lynch brokerage account may be required by Merrill Lynch to exchange those Class P shares for Class A shares of the same Fund to be held in a Merrill Lynch brokerage account. Such exchanges will occur at the net asset value per share, without requiring any

investment minimum to be met and without the imposition of any fees or other charges.

Please contact your investment professional for further information.

#### **Additional compensation to affiliated dealer**

UBS AM (US) may pay its affiliate, UBS Financial Services Inc., additional compensation in connection with the sale of Fund shares in consideration of distribution, marketing support and other services at an annual rate of 0.05% (5 basis points) of the value of the net assets invested in each Fund to be paid on a quarterly basis (although UBS Financial Services Inc. may choose not to receive such payments, or receive a reduced amount, on assets held in certain types of accounts or wrap fee advisory programs).

UBS Financial Services Inc. charges a minimum of \$75,000 per calendar year for distribution, marketing support and other services.

The foregoing payments are made by UBS AM (US) out of its own resources. These payments are often referred to as "revenue sharing."

#### **Additional compensation to other financial institution(s)**

UBS AM (US) or the Advisor may pay compensation, out of the Advisor's profits and not as an additional charge to a Fund, to certain financial institutions (which may include banks, securities dealers and other industry professionals) for the sale and/or distribution of Fund shares or the retention and/or servicing of Fund investors and Fund shares. These payments are often referred to as "revenue sharing." Revenue sharing payments are paid in addition to any distribution or servicing fees payable under a 12b-1 or service plan of a Fund, any record keeping or sub-transfer agency fees payable by a Fund, or other fees described in the fee tables or elsewhere in the prospectus or SAI. Revenue sharing payments are paid from the Advisor's own resources and not as an additional charge to a Fund.

The level of revenue sharing payments made to financial institutions may be a fixed fee or based upon one or more of the following factors: gross sales, current assets and/or number of accounts of the Fund attributable to the financial institution, or other factors as agreed to by the Advisor and the financial institution or any combina-

tion thereof. The amount of the revenue share may be different for different financial institutions. For specific information about revenue sharing arrangements for a particular financial institution please see the SAI.

In some circumstances, revenue sharing payments may create an incentive for a financial institution, its employees or associated persons to recommend or sell shares of the Fund to you. You should consult with your financial advisor and review carefully any disclosure by the financial institution as to compensation received.

#### **Minimum investments:**

Class A shares (except retirement accounts):

To open an account: \$1,000

To add to an account: \$100

Class A shares (retirement accounts):

To open an account: \$250

To add to an account: \$25

Class P shares (except investors who are clients of a wrap fee program):

To open an account: \$2,000,000

To add to an account: \$0

Class P shares (investors who are clients of a wrap fee program):

To open an account: \$1,000

To add to an account: \$100

UBS AM (US) may waive or reduce these amounts for (or as otherwise noted in the prospectus):

- Employees of UBS AM (US) or its affiliates; or
- Participants in certain pension plans, retirement accounts, unaffiliated investment programs or the Funds' automatic investment plan.

**Market timers.** The interests of the Funds' long-term shareholders and their ability to manage their investments may be adversely affected when the Funds' shares are repeatedly bought and sold in response to short-term market fluctuations—also known as "market timing." Market timing may cause a Fund to have diffi-

culty implementing long-term investment strategies, because it cannot predict how much cash it will have to invest. Market timing also may force a Fund to sell portfolio securities at disadvantageous times to raise the cash needed to buy a market timer's Fund shares. Market timing also may materially increase a Fund's transaction costs, administrative costs or taxes. These factors may hurt a Fund's performance and its shareholders.

In addition, the nature of a Fund's portfolio holdings may allow a shareholder to engage in a short-term trading strategy to take advantage of possible delays between the change in the Fund's portfolio holdings and the reflection of that change in the Fund's net asset value (often called "arbitrage market timing"). Such a delay may occur if a Fund has significant investments in non-US securities, where due to time zone differences, the value of those securities is established some time before the Fund calculates its net asset value. In such circumstances, the available market prices for such non-US securities may not accurately reflect the latest indications of value at the time the Fund calculates its net asset value. A Fund also may be subject to arbitrage market timing because the Fund may have significant holdings in smaller cap securities, which may have market prices that do not accurately reflect the latest indications of value of these securities at the time that the Fund calculates its net asset value due to, among other reasons, infrequent trading or illiquidity. There is a possibility that arbitrage market timing may dilute the value of Fund shares if redeeming shareholders receive proceeds (and buying shareholders receive shares) based upon a net asset value that does not reflect appropriate fair value prices. One of the objectives of the Funds' fair value pricing procedures is to minimize the possibilities of this type of arbitrage market timing.

The Board of Trustees of the Trust has adopted the following policies as a means to discourage, detect and prevent market timing. A Fund will reject purchase orders and exchanges into the Fund by any person, group or account that UBS AM (Americas), as the Funds' Advisor and Administrator, determines to be a market timer. UBS AM (Americas) maintains market timing prevention procedures under which it reviews daily reports from the Funds' transfer agent of all accounts that engaged in transactions in Fund shares that exceed a specified monetary threshold and effected such transactions within a certain period of time to evaluate

whether any such account had engaged in market timing activity. In evaluating the account transactions, UBS AM (Americas) will consider the potential harm of the trading or exchange activity to a Fund or its shareholders. If UBS AM (Americas) determines, in its sole discretion, that a shareholder has engaged in market timing, the shareholder will be permanently barred from making future purchases or exchanges into the Funds. Additionally, in making a determination as to whether a shareholder has engaged in market timing, the shareholder's account may be temporarily barred from making additional investments into a Fund pending a definitive determination. In addition, if a Financial Advisor is identified as the Financial Advisor of two or more accounts that have engaged in market timing, UBS AM (Americas) may prohibit the Financial Advisor from making additional purchases of the Fund on behalf of its clients.

Shares of the Funds may be held through omnibus account arrangements, whereby a broker-dealer, investment advisor, retirement plan sponsor or other financial intermediary (each a "Financial Intermediary") maintains an omnibus account with the Funds for trading on behalf of its customers or participants. Omnibus accounts are accounts that aggregate the transactions of underlying shareholders, thus making it difficult to identify individual underlying account holder activity. If UBS AM (Americas) detects an unusual pattern of trading activity, UBS AM (Americas) will notify the Financial Intermediary of the omnibus account and will generally request that the Financial Intermediary provide underlying account detail. If UBS AM (Americas) identifies market timing activity, it generally will instruct the Financial Intermediary to block the customer or participant from further purchases of Fund shares. In the event that the Financial Intermediary is unable to identify and block the customer or participant, UBS AM (Americas) generally will require the Financial Intermediary to block the particular plan from further purchases of Fund shares or instruct the Funds' transfer agent to block all purchases and exchange purchase orders from the Financial Intermediary. UBS AM (Americas) may periodically request underlying account detail for omnibus accounts for review and analysis.

While the Funds will seek to take actions (directly and with the assistance of Financial Intermediaries) that will detect market timing, the Funds' efforts may not be

completely successful in minimizing or eliminating such trading activity.

When it is determined that a Financial Intermediary's frequent trading policies and procedures sufficiently protect Fund shareholders, the Funds and UBS AM (Americas) may rely on the Financial Intermediary's frequent trading policies and procedures with respect to transactions by shareholders investing through the Financial Intermediary rather than applying the Funds' market timing prevention procedures. The determination to rely on a Financial Intermediary's frequent trading policies and procedures will be made after a review of the policies and procedures by the Legal and Compliance Departments of UBS AM (Americas). The Chief Compliance Officer of UBS AM (Americas) will determine whether the policies and procedures sufficiently protect Fund shareholders. The types of Financial Intermediaries that may have frequent trading policies and procedures on which the Funds and UBS AM (Americas) may rely may include broker-dealers, advisors, clearing firms, bank trust departments, retirement plan administrators, other record keepers and certain wrap fee programs/platforms. In such cases, a Financial Intermediary through which a shareholder may own Fund shares may impose frequent trading restrictions that differ from those of the Funds. If you have purchased shares through a Financial Intermediary as described above, you should contact your Financial Intermediary to determine the frequent trading restrictions that apply to your account.

Certain types of transactions are generally exempt from the market timing prevention procedures. These exempt transactions include redemptions through the Automatic Cash Withdrawal Plan, purchases through an automatic investment plan, purchases and redemptions by wrap fee accounts that have an automatic rebalancing feature and that have been identified to the Funds' distributor and transfer agent, purchases and redemptions on behalf of clients of a fee based advisory program or certain other advisory programs in which UBS AM (Americas) exercises investment discretion, purchases and redemptions on behalf of institutional clients with which UBS AM (Americas) has signed an investment management agreement and exercises investment discretion on behalf of such client, purchases and redemptions below a specified monetary threshold by institutional clients with which UBS AM (Americas) has signed a separate investment management agreement,

and purchases and redemptions by other registered investment companies managed by the Advisor.

### **Selling shares**

You can sell your Fund shares at any time. If you own more than one class of shares, you should specify which Class you want to sell. If you do not, a Fund will assume that you want to sell shares in the following order: Class A then Class P.

If you want to sell shares that you purchased recently, a Fund may delay payment until it verifies that it has received good payment. If you hold your shares through a financial institution, you can sell shares by contacting your investment professional, or an Authorized Dealer or Sub-designee, for more information. Important note: Each institution or professional may have its own procedures and requirements for selling shares and may charge fees. If you purchased shares through the Funds' transfer agent, you may sell them as explained later in this prospectus.

Each Fund typically expects to pay sale proceeds to redeeming shareholders within 1-3 business days following receipt of a shareholder redemption order for those payments made to your account held with a financial institution; however a Fund may take up to 7 days to pay sale proceeds. For sale proceeds that are paid directly to a shareholder by a Fund, the Fund typically expects to pay proceeds by wire, ACH, or mailing a check to redeeming shareholders within one business day following receipt of the shareholder redemption order; however, a Fund may take up to 7 days to pay sale proceeds.

If you sell Class A shares and then repurchase Class A shares of the same Fund within 365 days of the sale, you can reinstate your account without paying a sales charge.

Securities dealers or other financial institutions, including UBS Financial Services Inc., may charge a fee to process a redemption of shares. UBS Financial Services Inc. currently charges a fee of \$5.25.

Typically, redemptions of Fund shares will be made in cash. Each Fund typically expects to meet redemption requests by using holdings of cash or cash equivalents and/or proceeds from the sale of portfolio holdings. On a less regular basis, a Fund also may draw on a bank line

of credit to meet redemption requests. In addition, under stressed market conditions or a particularly large redemption, a Fund may distribute redemption proceeds in-kind (instead of cash) to meet redemption requests, as described below.

Although not routinely used by the Funds, each Fund reserves the right to pay redemptions "in kind" (i.e., payment in securities rather than cash) if the investment you are redeeming is large enough to affect a Fund's operations or in particularly stressed market conditions. In these cases, you might incur brokerage or other costs converting the securities to cash. The securities included in a redemption in kind may include illiquid investments that may not be immediately saleable.

It costs the Funds money to maintain shareholder accounts. Therefore, the Funds reserve the right to repurchase all shares in any account that has a net asset value of less than \$500. Any applicable deferred sales charge may be assessed on such redemptions. If a Fund elects to do this with your account, it will notify you that you can increase the amount invested to \$500 or more within 60 days. A Fund will not repurchase shares in accounts that fall below \$500 solely because of a decrease in the Fund's net asset value.

To help the government fight the funding of terrorism and money laundering activities, federal law requires all financial institutions to obtain, verify and record information that identifies each person who opens an account. If you do not provide the information requested, a Fund may not be able to maintain your account. If a Fund is unable to verify your identity (or that of another person(s) authorized to act on your behalf) within a reasonable time, the Fund and UBS AM (US) reserve the right to close your account and/or take such other action they deem reasonable or required by law. If we decide to close your account for this reason, your fund shares will be redeemed at the net asset value per share next calculated after the account is closed, less any applicable CDSC or fees. In addition, you will not be entitled to recoup any sales charges paid to a Fund in connection with your purchase of Fund shares. You may recognize a gain or loss on the redemption of your Fund shares, and you may incur a tax liability.

### **Exchanging shares**

You may exchange Class A or Class P shares of a Fund for shares of the same class of most other Family Funds.

You will not pay either a front-end sales charge or a deferred sales charge when you exchange shares. Also, you may have to pay a deferred sales charge if you later sell the shares you acquired in the exchange. A Fund will use the date of your original share purchase to determine whether you must pay a deferred sales charge when you sell the shares of the fund acquired in the exchange.

Other Family Funds may have different minimum investment amounts. You may not be able to exchange your shares if the value of shares you exchange is not as large as the minimum investment amount in that other fund. Further, other Family Funds may have different eligibility requirements for purchase. You may not be able to exchange your shares if you are not eligible to purchase shares of the other Family Fund.

You may exchange shares of one fund for shares of another Family Fund only after the first purchase has settled and the first fund has received your payment.

If you hold your Fund shares through a financial institution, you may exchange your shares by placing an order with that institution. If you hold Fund shares through the Funds' transfer agent, you may exchange your shares as explained below.

Investors exchanging Class P shares on certain brokerage platforms may be subject to commissions or other fees.

The Funds may modify or terminate the exchange privilege at any time.

### **Transfer agent**

If you wish to invest in these Funds or any other of the Family Funds through the Funds' transfer agent, BNY Mellon Investment Servicing (US) Inc., you can obtain an application by calling 1-800-647 1568. You must complete and sign the application and mail it, along with a check to the transfer agent.

You may also sell or exchange your shares by writing to the Funds' transfer agent. Your letter must include:

- Your name and address;
- Your account number;



- The name of the fund whose shares you are selling, and if exchanging shares, the name of the fund whose shares you want to buy;
- The dollar amount or number of shares you want to sell and/or exchange; and
- A guarantee of each registered owner's signature. A signature guarantee may be obtained from a financial institution, broker, dealer or clearing agency that is a participant in one of the medallion programs recognized by the Securities Transfer Agents Association. These are: Securities Transfer Agents Medallion Program (STAMP), Stock Exchanges Medallion Program (SEMP) and the New York Stock Exchange Medallion Signature Program (MSP). The Funds will not accept signature guarantees that are not part of these programs.

Applications to purchase shares (along with a check), and letters requesting redemptions of shares or exchanges of shares through the transfer agent should be mailed to:

BNY Mellon Investment Servicing (US) Inc.  
 UBS Asset Management  
 P.O. Box 9786  
 Providence, RI 02940

You do not have to complete an application when you make additional investments in the same Fund.

Unless you specifically elect otherwise, you will receive telephone privileges when you open your account, allowing you to obtain your account information, and conduct a number of transactions by phone, including: buy, sell, or exchange shares of the Funds; use electronic funds transfer or wire to buy or sell shares of the Funds; change your address; and add or change account services by calling 1-800-647 1568.

As long as we follow reasonable security procedures and act on instructions we reasonably believe are genuine, we will not be responsible for any losses that may occur from unauthorized requests. We will request account information and also may record calls. To help safeguard your account, keep your account information confidential and verify the accuracy of your confirmation statements immediately after you receive them. Contact us immediately if you believe someone has

obtained unauthorized access to your account. Certain methods of contacting us (such as by phone) may be unavailable or delayed during periods of unusual market activity. If you have telephone privileges on your account and want to discontinue them, please contact us for instructions. You may reinstate these privileges at any time in writing.

Note that telephone privileges may not be available to all Family Funds. The Funds may modify, suspend or terminate telephone privileges at any time. For more information, you should contact your investment professional or call 1-800-647 1568.

### **Transfer of account limitations**

If you hold your shares with UBS Financial Services, Inc. or another securities firm, please note that if you change securities firms, you may not be able to transfer your Fund shares to an account at the new securities firm. Fund shares may only be transferred to an account held with a securities dealer or financial intermediary that has entered into an agreement with the Funds' distributor. If you cannot transfer your shares to another firm, you may choose to hold the shares directly in your own name with the Funds' transfer agent, BNY Mellon Investment Servicing (US) Inc. Please contact your broker or financial advisor, for information on how to transfer your shares to the Funds' transfer agent. If you transfer your shares to the Funds' transfer agent, the Funds' distributor may be named as the dealer of record and you will receive ongoing account statements from BNY Mellon Investment Servicing (US) Inc.

Should you decide to sell your shares of a Fund in lieu of transfer, you will pay a CDSC if those fees are applicable. Should you have any questions regarding the portability of your Fund shares, please contact your broker or financial advisor.

### **Pricing and valuation**

The price at which you may buy, sell or exchange Fund shares is based on net asset value per share. Each Fund generally calculates its net asset value on days that the New York Stock Exchange ("NYSE") is open. A Fund calculates net asset value separately for each class as of the close of regular trading on the NYSE (generally, 4:00 p.m., Eastern time). The NYSE normally is not open, and the Funds do not price their shares, on most national holidays and on Good Friday. To the extent that a Fund's assets are traded in other markets on days

when the NYSE is not open, the value of a Fund's assets may be affected on those days. If trading on the NYSE is halted for the day before 4:00 p.m., Eastern time, a Fund's net asset value per share generally will still be calculated as of the close of regular trading on the NYSE. The time at which a Fund calculates its net asset value and until which purchase, sale or exchange orders are accepted may be changed as permitted by the SEC.

Your price for buying, selling or exchanging shares will be based on the net asset value (adjusted for any applicable sales charges) that is next calculated after a Fund receives your order in good form. If you place your order on a day the NYSE is not open, your price for buying, selling or exchanging shares will be based on the net asset value (adjusted for any applicable sales charges) that is calculated on the next day that the NYSE is open. If you place your order through a financial institution, your financial advisor is responsible for making sure that your order is promptly sent to the Fund.

Each Fund calculates its net asset value based on the current market value, where available, for its portfolio investments. The Funds normally obtain market values for their investments from independent pricing sources and broker-dealers. Independent pricing sources may use reported last sale prices, official market closing prices, current market quotations or valuations from computerized "evaluation" systems that derive values based on comparable investments. An evaluation system incorporates parameters such as security quality, maturity and coupon, and/or research and evaluations by its staff, including review of broker-dealer market price quotations, if available, in determining the valuation of the portfolio investments. If a market value is not readily available from an independent pricing source for a particular investment, that investment is valued at fair value as determined in good faith by the Advisor as the valuation designee, subject to oversight by the Board.

The amortized cost method of valuation, which approximates market value, generally is used to value short-term debt instruments with 60 days or less remaining to maturity, unless the Advisor determines that this does not represent fair value. Investments in open-end investment companies are valued at the daily closing net asset value of the respective investment company. Investments in non-registered investment companies are also valued at the daily net asset value. Pursuant to the Funds' use of the practical expedient within

ASC Topic 820, investments in investment companies without publicly published prices are also valued at the daily net asset value. All investments quoted in foreign currencies are valued daily in US dollars on the basis of the foreign currency exchange rates prevailing at the time such valuation is determined by the Funds' custodian. Foreign currency exchange rates are generally determined as of the close of the NYSE.

Investments traded in the OTC market and listed on The NASDAQ Stock Market, Inc. ("NASDAQ") normally are valued at the NASDAQ Official Closing Price. Other OTC securities are normally valued at the last bid price on the valuation date available prior to valuation. Investments that are listed on US and foreign stock exchanges normally are valued at the market closing price, the last sale price on the day the securities are valued or, lacking any sales on such day, at the last available bid price.

The Trust's Board of Trustees has designated the Advisor as the valuation designee pursuant to Rule 2a-5 under the Investment Company Act of 1940. The Advisor, as the valuation designee, performs the fair value determinations relating to Fund investments, subject to oversight by the Board of Trustees. The Advisor, as the valuation designee, is responsible for periodically assessing any material risks associated with the determination of the fair value of a Fund's investments; establishing and applying fair value methodologies; testing the appropriateness of fair value methodologies; and overseeing and evaluating third-party pricing services. The Advisor has a valuation committee to assist with its designated responsibilities as valuation designee. The types of investments for which such fair value pricing may be necessary include, but are not limited to: foreign investments under some circumstances, as discussed below; investments of an issuer that has entered into a restructuring; investments whose trading has been halted or suspended; fixed-income securities that are in default and for which there is no current market value quotation; and investments that are restricted as to transfer or resale. The need to fair value the Funds' portfolio investments may also result from low trading volume in foreign markets or thinly traded domestic investments, and when a security subject to a trading limit or collar on the exchange or market on which it is primarily traded reaches the "limit up" or "limit down" price and no trading has taken place at that price. Various factors may be reviewed in order to make a good faith determination of an investment's fair value. These factors include, but are not limited to, fundamental

analytical data relating to the investment; the nature and duration of restrictions on disposition of the investments; and the evaluation of forces that influence the market in which the investments are purchased and sold.

Each Fund expects to price most of its portfolio investments based on current market value, as discussed previously. Investments for which market quotations are not readily available may be valued based upon appraisals received from a pricing service using a computerized evaluation system or formula method that takes into consideration market indices, matrices, yield curves and other specific adjustments. This may result in the investments being valued at a price different from the price that would have been determined had the evaluation or formula method not been used. Investments also may be valued based on appraisals derived from information concerning the investment or similar investments received from recognized dealers in those holdings. If a Fund concludes that a market quotation is not readily available for a portfolio investment for any number of reasons, including the occurrence of a "significant event" (e.g., natural disaster or governmental action), after the close of trading in its principal domestic or foreign market but before the close of regular trading on the NYSE, the Fund may use fair value methods to reflect those events. This policy is intended to assure that each Fund's net asset value fairly reflects the value of its portfolio holdings as of the time of pricing. Certain Funds may use a systematic fair valuation model provided by an independent third party to value investments principally traded in foreign markets in order to adjust for possible stale pricing that may occur between the close of the foreign exchanges and the time for valuation. The systematic fair valuation model may use calculations based on indices of domestic securities and other appropriate indicators, such as prices of relevant American Depositary Receipts and futures contracts. If an investment is valued at a "fair value," that value is likely to be different from the last quoted market price for the investment. In cases where investments are traded on more than one exchange, the investments are valued on the exchange designated as the primary market by UBS AM (Americas), the investment advisor of the Funds.

Valuing investments at fair value involves greater reliance on judgment than valuing investments that have readily available market quotations. Fair value determinations can also involve reliance on quantitative

models employed by a fair value pricing service. There can be no assurance that a Fund could obtain the fair value assigned to an investment if it were to sell the investment at approximately the time at which the Fund determines its net asset value per share. As a result, a Fund's sale or redemption of its shares at net asset value, at a time when a holding or holdings are valued at fair value, may have the effect of diluting or increasing the economic interest of existing shareholders.

Certain Funds may invest in investments that trade primarily in foreign markets that trade on weekends or other days on which the Funds do not calculate their net asset value. As a result, the Fund's net asset value may change on days when you will not be able to buy and sell your Fund shares. Certain investments in which the Funds invest are traded in markets that close before 4:00 p.m., Eastern time. Normally, developments that occur between the close of the foreign markets and 4:00 p.m., Eastern time, will not be reflected in the Fund's net asset value. However, if any of the Funds determine that such developments are so significant that they will materially affect the value of the Fund's investments, the Fund may adjust the previous closing prices to reflect what is believed to be the fair value of these investments as of 4:00 p.m., Eastern time.

Futures contracts are generally valued at the settlement price established each day on the exchange on which they are traded. Forward foreign currency contracts are valued daily using forward exchange rates quoted by independent pricing services. Swaps are marked-to-market daily based upon values from third party vendors or quotations from market makers to the extent available, and the change in value, if any, is recorded as an unrealized gain or loss on the Statement of assets and liabilities. In the event that market quotations are not readily available or deemed unreliable, the swap is valued at fair value as determined in good faith by the Advisor as the valuation designee, subject to oversight by the Board.

A Fund's portfolio holdings may also consist of shares of other investment companies in which the Fund invests. The value of each such investment company will be its net asset value at the time the Fund's shares are priced. Each investment company calculates its net asset value based on the current market value for its portfolio holdings. Each investment company values securities

and other instruments in a manner as described in that investment company's prospectus or offering document.

## Management

### Investment advisor

UBS Asset Management (Americas) Inc. ("UBS AM (Americas)" or the "Advisor") is a Delaware corporation with its principal business offices located at One North Wacker Drive, Chicago, IL 60606 and at 787 Seventh Avenue, New York, NY 10019. UBS AM (Americas) is an investment advisor registered with the SEC. UBS AM (Americas) serves as the investment advisor to the Funds by managing the investment of assets of each Fund. As of September 30, 2023, the Advisor had approximately \$338.4 billion in assets under management. The Advisor is an indirect asset management subsidiary of UBS Group AG and a member of the UBS Asset Management Division, which had approximately \$1.2 trillion in assets under management as of September 30, 2023. UBS is an internationally diversified organization headquartered in Zurich, Switzerland, with operations in many areas of the financial services group of industries.

### Portfolio management

The Advisor's investment professionals are organized into investment management teams, with a particular team dedicated to a specific asset class. Information is provided below for those portfolio managers within each investment management team that are primarily responsible for coordinating the day-to-day management of each Fund.

#### *UBS All China Equity Fund*

Bin Shi is the portfolio manager for the Fund and is primarily responsible for the day-to-day management of the Fund's portfolio.

Bin Shi is a member of the Global Emerging Market and Asia Pacific Equities teams, located in Hong Kong. He is the Country Analyst and Portfolio Manager for China with a focus on Chinese stocks listed on both the overseas and domestic Chinese stock exchanges. Mr. Shi has been at UBS Asset Management since 2006. Prior to joining UBS Asset Management, Mr. Shi spent three years as Head of International Business, portfolio man-

ager and analyst with Boshi Fund Management Co., one of the largest domestic mutual fund companies in China. Prior to that, he worked in the United States for eight years as a portfolio manager and analyst for several US mutual fund firms. Mr. Shi has been the portfolio manager of the Fund since inception.

#### *UBS Emerging Markets Equity Opportunity Fund*

Urs Antonioli, Manish Modi, Gabriel Csendes, and Shou-Pin Choo are the portfolio managers for the Fund and are jointly and primarily responsible for the day-to-day management of the Fund's portfolio. Decisions with respect to the management of the Fund's portfolio are made on the recommendation of individual members of the Emerging Markets Equity Committee, and are approved by the Committee of which Messrs. Antonioli, Modi, Csendes and Choo are the members. The Emerging Markets Equity Committee provides direct involvement and accountability for the specific researcher involved in decisions, tempered by the seasoned judgment of senior equity management. The Committee members meet formally on a bi-weekly basis to discuss and review research and client portfolios and review the overall composition of the portfolio in an effort to ensure its compliance with its stated investment objective and strategies. Information about Messrs. Antonioli, Modi, Csendes and Choo is provided below.

Urs Antonioli is Head of Emerging Europe, and Middle East and Latin America Equities and a Managing Director at UBS Asset Management. Mr. Antonioli has been an investment professional with UBS Group AG since 1994. Mr. Antonioli has been a portfolio manager of the Fund since its inception.

Manish Modi is a portfolio manager within the Global Emerging Markets and Asia Pacific Equities team and a Managing Director at UBS Asset Management. Mr. Modi has been an investment professional with UBS Asset Management since 2004. Mr. Modi has been a portfolio manager of the Fund since its inception.

Gabriel Csendes is a portfolio manager within the Global Emerging Markets and Asia Pacific Equities team and a Managing Director at UBS Asset Management. Mr. Csendes has been an investment professional with UBS Asset Management since 1999. Mr. Csendes has been a portfolio manager of the Fund since its inception.

Shou-Pin Choo is a portfolio manager and technology sector analyst within the Global Emerging Markets and Asia Pacific Equities team and a Managing Director at UBS Asset Management. Mr. Choo has been an investment professional with UBS Asset Management since 2000. Mr. Choo has been a portfolio manager of the Fund since its inception.

#### *UBS Engage For Impact Fund*

Joseph Elegante and Adam Jokich are the portfolio managers for the UBS Engage For Impact Fund and are jointly and primarily responsible for the day-to-day management of the Fund's portfolio. The portfolio managers have access to global analysts who are responsible for researching, projecting cash flow and providing a basis for determining which securities are selected for the Fund's portfolio. The portfolio managers work closely with the analysts to decide how to structure the UBS Engage For Impact Fund. Information about Messrs. Elegante and Jokich is provided below.

Joseph Elegante, CFA, is lead portfolio manager for US, Global and Sustainable equities strategies. A Managing Director at UBS Asset Management, Mr. Elegante has over 25 years of portfolio management experience, including managing both institutional and private client portfolios. Prior to joining UBS Asset Management, Mr. Elegante was a portfolio manager at RMB Capital Management from 2012 to 2015 and a senior portfolio manager at AllianceBernstein from 2000 to 2012. Mr. Elegante has been a portfolio manager of the Fund since inception.

Adam Jokich, CFA, is a senior portfolio manager within the Global Equity team and is deputy portfolio manager on a number of Sustainable equity strategies. Mr. Jokich is an Executive Director at UBS Asset Management. Previously, Mr. Jokich was a quantitative analyst and deputy portfolio manager on the US and Global Multi-Strategy portfolios. He was responsible for quantitative research and analysis within the US Intrinsic Value team. Mr. Jokich has been with UBS Asset Management since 2012, a member of the Global Equity portfolio management team since 2017 and became a portfolio manager of the Fund in 2021.

#### *UBS Global Allocation Fund*

Nicole Goldberger is the lead portfolio manager, Evan Brown is the deputy portfolio manager, and Thomas Oesch is a co-portfolio manager for the UBS Global

Allocation Fund. As portfolio managers for the Fund, Ms. Goldberger and Messrs. Brown and Oesch have responsibility for allocating the portfolio among the various asset classes and reviewing the overall composition of the portfolio in an effort to ensure its compliance with its stated investment objective. Ms. Goldberger and Messrs. Brown and Oesch have access to certain members of the fixed-income and equities investment management teams, each of whom may be allocated a specified portion of the portfolio over which he or she has independent responsibility for research, security selection and portfolio construction. The team members also have access to additional portfolio managers and analysts within the various asset classes and markets in which the Fund invests. Information about Ms. Goldberger and Messrs. Brown and Oesch is provided below.

Nicole Goldberger, CFA, is a portfolio manager and Head of Growth Portfolios of the Investment Solutions team and a Managing Director at UBS Asset Management. Ms. Goldberger has been at UBS Asset Management since 2020. Prior to joining UBS Asset Management, Ms. Goldberger worked in JPMorgan Asset Management's Multi-Asset Solutions team, where she was the lead portfolio manager responsible for managing global tactical asset allocation and balanced portfolios for institutional and retail clients. Prior to that, Ms. Goldberger was a portfolio manager for a range of different multi-asset class solutions, including flexible total return portfolios with private markets, diversified benchmark-aware mandates, 529 age-based portfolios, inflation aware multi-strategy funds, liability-driven investment portfolios and target date funds. Ms. Goldberger has been a portfolio manager of the Fund since 2020.

Evan Brown, CFA, is a portfolio manager and Head of Multi-Asset Strategy in the Investment Solutions team and a Managing Director at UBS Asset Management. Mr. Brown has been at UBS Asset Management since 2017. Prior to joining UBS Asset Management, Mr. Brown was a strategist and portfolio manager for macro hedge fund strategies at Millennium. Previously, Mr. Brown co-ran US FX (i.e., foreign exchange) strategy at Morgan Stanley. Mr. Brown has been a portfolio manager of the Fund since 2021.

Thomas Oesch, CFA, is a portfolio manager in the Investment Solutions team and an Executive Director at

UBS Asset Management. Mr. Oesch has been at UBS Asset Management since 2006. Mr. Oesch has been a portfolio manager of the Fund since 2022.

#### *UBS International Sustainable Equity Fund*

Joseph Elegante and Adam Jokich are the portfolio managers for the UBS International Sustainable Equity Fund and are jointly and primarily responsible for the day-to-day management of the Fund's portfolio. The portfolio managers have access to global analysts who are responsible for researching, projecting cash flow and providing a basis for determining which securities are selected for the Fund's portfolio. The portfolio managers work closely with the analysts to decide how to structure the UBS International Sustainable Equity Fund. Information about Messrs. Elegante and Jokich is provided below.

Mr. Elegante has been a portfolio manager of the Fund since 2016. Information about Mr. Elegante is provided above.

Mr. Jokich has been a portfolio manager of the Fund since 2021. Information about Mr. Jokich is provided above.

#### *UBS U.S. Small Cap Growth Fund*

David Wabnik and Samuel Kim are the portfolio managers for the UBS U.S. Small Cap Growth Fund and are primarily responsible for the day-to-day management of the Fund's portfolio. All members of the U.S. Small Cap Growth investment team have responsibility for investment research. The portfolio managers have access to additional investment teams within the various asset classes and markets in which the Fund invests. Information about Messrs. Wabnik and Kim is provided below.

David Wabnik is Head of US Small Cap Growth Equity and a Senior Portfolio Manager, and a Managing Director, at UBS Asset Management. Mr. Wabnik has been an employee of UBS Asset Management since 1995 and portfolio manager of the Fund since its inception.

Samuel Kim is Co-Portfolio Manager and an Executive Director at UBS Asset Management. Mr. Kim has been an investment professional with UBS Asset Management since 2003, and a portfolio manager of the Fund since 2011.

#### *UBS Multi Income Bond Fund*

Scott E. Dolan, Branimir Petranovic, Jeffrey Haleen and David Kim are the members of the investment management team and are jointly and primarily responsible for the day-to-day management of the Fund's portfolio. Messrs. Dolan, Petranovic, Haleen and Kim have access to a globally integrated team of credit analysts and other members of the Fixed Income investment management team who may contribute to research, security selection and portfolio construction. Messrs. Dolan, Petranovic, Haleen and Kim are responsible for the overall portfolio and for reviewing the overall composition of the portfolio in an effort to ensure its compliance with the Fund's stated investment objective and strategies. Information about Messrs. Dolan, Petranovic, Haleen and Kim is provided below.

Scott E. Dolan is Head of US Multi-Sector Fixed Income and a Managing Director at UBS Asset Management. Prior to joining UBS Asset Management in 2008, Mr. Dolan was a managing director and head of securitized assets for Citigroup Alternative Investments. Prior to joining Citigroup, Mr. Dolan was a managing director and head of mortgages and structured assets for Bear Stearns Asset Management and a senior mortgage trader at the Clinton Group. Mr. Dolan also worked at Deutsche Asset Management as a managing director and co-head of the Rates Group responsible for strategy, security selection and trading for MBS, ABS, agencies and treasuries. Mr. Dolan started his career at Scudder, Stevens and Clark, where he managed total return fixed income mutual funds and institutional portfolios. Mr. Dolan has been a portfolio manager of the Predecessor Fund since 2012 and of the Fund since its inception.

Branimir Petranovic is a Senior Portfolio Manager on the US Multi-Sector Fixed Income Team and an Executive Director at UBS Asset Management. Prior to joining UBS Asset Management, Mr. Petranovic managed fund of hedge fund portfolios at HFR Asset Management, prior to which he worked in the fixed income divisions at Goldman, Sachs & Co. and Scotia Capital. Mr. Petranovic has been a portfolio manager of the Fund since 2018.

Jeffrey Haleen is a Senior Portfolio Manager on the US Multi-Sector Fixed Income team and an Executive Director at UBS Asset Management. Prior to joining UBS Asset Management, Mr. Haleen was a trader for

Deutsche Bank's London-based principal finance subsidiary, Winchester Capital, prior to which he was Head of Asset-Backed Securities Credit at Deerfield Capital Management. Mr. Haleen has been a portfolio manager of the Fund since 2018.

David Kim is a Senior Portfolio Manager on the Multi-Sector Fixed Income team and an Executive Director at UBS Asset Management. Prior to joining UBS Asset Management, Mr. Kim worked at Goldman Sachs in the Equity Derivatives Group. Mr. Kim has been a portfolio manager of the Fund since 2022.

The Fund's SAI provides information about the Fund's portfolio managers' compensation, other accounts managed by the portfolio managers and the portfolio managers' ownership of Fund shares.

*UBS Sustainable Development Bank Bond Fund*

Marco Bontognali is the lead portfolio manager, and Matthias Dettwiler is a co-portfolio manager for UBS Sustainable Development Bank Bond Fund. As portfolio managers of the Fund, Messrs. Bontognali and Dettwiler have access to other members of the Fixed Income investment management team who may contribute to security selection and portfolio construction.

Marco Bontognali is a portfolio manager within the Index Fixed Income team and a Director at UBS Asset Management. In this role, he is responsible for managing a range of passive strategies. Mr. Bontognali joined UBS Asset Management in 2018. Prior to this, he worked in Vontobel Asset Management where he managed Swiss Franc and global fixed income portfolios including sustainable investment strategies. Mr. Bontognali has been a portfolio manager of the Fund since 2022.

Matthias Dettwiler is Head of Index Fixed Income and has overall responsibility for all index tracking fixed income portfolios globally. Mr. Dettwiler is a Managing Director at UBS Asset Management and has been with UBS since 1995 and joined fixed income portfolio management in 2000. Mr. Dettwiler has been a portfolio manager of the Fund since inception.

The Funds' SAI provides information about each Fund's portfolio managers' compensation, other accounts man-

aged by the portfolio managers and the portfolio managers' ownership of Fund shares.

**Advisory fees**

The investment advisory fees (expressed as an annual rate) payable to the Advisor, before fee waivers and/or expense reimbursements, if applicable, by each Fund, are presented in the following tables as of June 30, 2023. During the fiscal year ended June 30, 2023 the Funds paid the Advisor investment advisory fees as set forth in each respective Fund's "Annual fund operating expenses" table ("Expense Table") in the line item "Management fees" as found in each Fund Summary at the front of this prospectus (except that such amounts do not reflect fee waivers).

With regard to each Fund except UBS International Sustainable Equity Fund, the Advisor has contractually agreed to waive its fees and/or reimburse certain expenses so that the ordinary operating expenses of the Funds (excluding expenses incurred through investment in other investment companies, interest, taxes, brokerage commissions, dividend expense and security loan fees for securities sold short and extraordinary expenses, such as proxy-related expenses) do not exceed the amounts listed in the footnotes to the Expense Tables. The contractual fee waiver and/or expense reimbursement agreement will remain in place for the period ending October 28, 2024. The contractual fee waiver agreement also provides that the Advisor is entitled to be reimbursed for any fees it waives and expenses it reimburses to the extent such reimbursement can be made during the three years following the period during which such fee waivers and expense reimbursements were made, provided that the reimbursement of the Advisor by the Fund will not cause the Fund to exceed the lesser of any applicable expense limit that is in place for the Fund (i) at the time of the waiver or reimbursement or (ii) at the time of the recoupment.

With regard to UBS International Sustainable Equity Fund, the Advisor has agreed to irrevocably waive its fees and reimburse certain expenses so that the total operating expenses of the Fund do not exceed the amounts listed in the footnote to its Expense Table.

A discussion regarding the basis for the Board of Trustees' approval of the investment advisory agreement

between the Trust and the Advisor on behalf of each Fund is available in the Funds' most recent annual report to shareholders for the fiscal period ended June 30.

Fund	Effective gross advisory fee as of June 30, 2023	Advisory fee breakpoint schedule	
		Assets under management	Fee
UBS All China Equity Fund	0.85%	First \$250 million	0.850%
		On the next \$250 million – \$500 million	0.825
		On the next \$500 million – \$750 million	0.800
		On the next \$750 million – \$1 billion	0.775
		Above \$1 billion	0.750
UBS Emerging Markets Equity Opportunity Fund	0.89%	\$0 – \$250 million	0.900%
		On the next \$250 million – \$500 million	0.875
		On the next \$500 million – \$750 million	0.850
		On the next \$750 million – \$1 billion	0.825
		Above \$1 billion	0.750
UBS Engage For Impact Fund	0.75%	\$0 – \$250 million	0.750%
		Above \$250 million	0.725
UBS Global Allocation Fund	0.80%	\$0 – \$500 million	0.800%
		On the next \$500 million – \$1 billion	0.750
		On the next \$1 billion – \$1.5 billion	0.700
		On the next \$1.5 billion – \$2 billion	0.675
		On the next \$2 billion – \$3 billion	0.650
		On the next \$3 billion – \$6 billion	0.630
		Above \$6 billion	0.610
UBS International Sustainable Equity Fund	0.80%	\$0 – \$250 million	0.800%
		On the next \$250 million – \$500 million	0.775
		On the next \$500 million – \$750 million	0.750
		On the next \$750 million – \$1 billion	0.725
		On the next \$1 billion – \$2 billion	0.675
		Above \$2 billion	0.650
UBS U.S. Small Cap Growth Fund	0.85%	First \$250 million	0.850%
		On the next \$250 million – \$500 million	0.825
		On the next \$500 million – \$750 million	0.800
		On the next \$750 million – \$1 billion	0.775
		On the next \$1 billion – \$2 billion	0.725
		Above \$2 billion	0.700
UBS Multi Income Bond Fund	0.50%	First \$250 million	0.500%
		On the next \$250 million – \$500 million	0.490
		On the next \$500 million – \$750 million	0.480
		Above \$750 million	0.470
UBS Sustainable Development Bank Bond Fund	0.15%	First \$250 million	0.150%
		On the next \$250 million – \$500 million	0.145
		On the next \$500 million – \$750 million	0.140
		On the next \$750 million – \$1 billion	0.135
		Above \$1 billion	0.130



**Administrator**

UBS AM (Americas) is also the administrator of the Funds. Each Fund pays UBS AM (Americas) an annual contract rate of 0.075% of its average daily net assets for administrative services, before fee waivers and/or expense reimbursements, if any.

## Disclosure of portfolio holdings

The UBS All China Equity Fund, UBS Engage For Impact Fund, UBS Global Allocation Fund, UBS International Sustainable Equity Fund and UBS U.S. Small Cap Growth Fund will generally post on their Web Site at [www.ubs.com/us/en/assetmanagement/funds/products/mutual-fund](http://www.ubs.com/us/en/assetmanagement/funds/products/mutual-fund), the 10 largest equity portfolio holdings of the Fund, and the percentage that each of these holdings represents of the Fund's total assets, as of the most recent calendar-quarter end, 25 calendar days after the end of the calendar quarter. The UBS Emerging Markets Equity Opportunity Fund will generally post on its Web Site at [www.ubs.com/us/en/assetmanagement/funds/products/mutual-fund](http://www.ubs.com/us/en/assetmanagement/funds/products/mutual-fund), the 20 largest equity portfolio holdings of the Fund, and the percentage that each of these holdings represents of the Fund's total assets, and the Fund's top/bottom 10 contributors to performance, each as of the most recent calendar-quarter end, 20 business days after the end of the calendar quarter.

Each applicable Fund files its complete schedule of portfolio holdings with the SEC for the first and third quarters of each fiscal year on Form N-PORT. The schedule of portfolio holdings in the Funds' Form N-PORT are available on the SEC's Web Site at [www.sec.gov](http://www.sec.gov). Additionally, you may obtain copies of Forms N-PORT from the Funds upon request by calling 1-800-647 1568.

Each Fund's complete schedule of portfolio holdings for the second and fourth quarters of each fiscal year is filed with the SEC on Form N-CSR and appears in the semiannual and annual reports, respectively, sent to shareholders. The semiannual and annual reports for each Fund will be posted on the Funds' Web Site at [www.ubs.com/us/en/assetmanagement/funds/products/mutual-fund](http://www.ubs.com/us/en/assetmanagement/funds/products/mutual-fund). Other information regarding each Fund may also be found on the Fund's Web Site.

Please consult the Funds' SAI for a description of the policies and procedures that govern disclosure of the Funds' portfolio holdings.

## Dividends and taxes

**Dividends and distributions**

Each Fund intends to qualify each year as a regulated investment company under the IRC. As a regulated investment company, a Fund generally pays no federal income tax on the income and gains it distributes to you. Each Fund (except the UBS Sustainable Development Bank Bond Fund and UBS Multi Income Bond Fund) expects to declare and distribute all of its net investment income, if any, to shareholders as dividends annually. The UBS Sustainable Development Bank Bond Fund and UBS Multi Income Bond Fund expect to declare and distribute all of its net investment income, if any, to shareholders as dividends monthly. Each Fund will distribute net realized capital gains, if any, at least annually, usually in December. A Fund may distribute such income dividends and capital gains more frequently, if necessary, in order to reduce or eliminate federal excise or income taxes on the Fund. The amount of any distribution will vary, and there is no guarantee a Fund will pay either an income dividend or a capital gains distribution.

Classes with higher expenses are expected to have lower income dividends.

You will receive income dividends and capital gain distributions in additional shares of the same class of a Fund unless you notify your investment professional or the Fund in writing that you elect to receive them in cash. Clients who own Fund shares through certain wrap fee programs may not have the option of electing to receive dividends in cash. Distribution options may be changed at any time by requesting a change in writing. Dividends and distributions are reinvested on the reinvestment date at the net asset value determined at the close of business on that date.

*Annual statements*—Each year, the Funds will send you an annual statement (Form 1099) of your account activity to assist you in completing your federal, state and local tax returns. Your statement will show the exempt-interest

dividends you received and the separately-identified portion that constitutes an item of tax preference for purposes of the alternative minimum tax (tax-exempt AMT interest). Distributions declared in October, November or December to shareholders of record in such month, but paid in January, are taxable as if they were paid in December. Prior to issuing your statement, the Funds make every effort to reduce the number of corrected forms mailed to you. However, if a Fund finds it necessary to reclassify its distributions or adjust the cost basis of any covered shares (defined below) sold or exchanged after you receive your tax statement, the Fund will send you a corrected Form 1099.

*Avoid “buying a dividend”*—At the time you purchase your Fund shares, a Fund’s net asset value may reflect undistributed income, undistributed capital gains, or net unrealized appreciation in value of portfolio securities held by the Fund. For taxable investors, a subsequent distribution to you of such amounts, although constituting a return of your investment, would be taxable. Buying shares in a Fund just before it declares an income dividend or capital gains distribution is sometimes known as “buying a dividend.”

## **Taxes**

*Fund distributions*—Each Fund expects, based on its investment objective and strategies, that its distributions, if any, will be taxable as ordinary income, capital gains, or some combination of both. This is true whether you reinvest your distributions in additional Fund shares or receive them in cash.

For federal income tax purposes, Fund distributions of short-term capital gains are taxable to you as ordinary income. Fund distributions of long-term capital gains are taxable to you as long-term capital gains no matter how long you have owned your shares. A portion of income dividends reported by a Fund may be qualified dividend income eligible for taxation by individual shareholders at long-term capital gain rates, provided certain holding period requirements are met. Because the income of the UBS Sustainable Development Bank Bond Fund is primarily derived from investments earning interest rather than dividend income, generally none or only a small portion of the income dividends paid to you by such Funds is anticipated to be qualified dividend income eli-

gible for taxation by individuals at long-term capital gain tax rates.

The use of derivatives by a Fund may cause the Fund to realize higher amounts of ordinary income or short-term capital gain, distributions of which are taxable to individual shareholders at ordinary income tax rates rather than at the more favorable tax rates for long-term capital gain. Additionally, other rules applicable to derivatives may accelerate the recognition of income or gains to a Fund, defer losses to a Fund, and cause adjustments in the holding periods of a Fund’s securities. These rules, therefore, could affect the amount, timing and/or character of distributions to shareholders.

If a Fund qualifies to pass through to you the tax benefits from foreign taxes it pays on its investments, and elects to do so, then any foreign taxes it pays on these investments may be passed through to you as a foreign tax credit.

*Sale or redemption of Fund shares*—If you are a taxable investor, when you sell or redeem your shares in a Fund, you may realize a capital gain or loss. For tax purposes, an exchange of your Fund shares for shares of a different Family Fund is the same as a sale. Any loss incurred on the sale or exchange of Fund shares held for six months or less will be treated as a long-term capital loss to the extent of capital gain distributions received with respect to such shares. The Funds are required to report to you and the Internal Revenue Service (“IRS”) annually on Form 1099-B not only the gross proceeds of Fund shares you sell or redeem but also the cost basis of shares purchased or acquired on or after January 1, 2012 where the cost basis of the shares is known by the Funds (“covered shares”). Cost basis will be calculated using a Funds’ default method of average cost, unless you instruct a Fund to use a different calculation method. Shareholders should carefully review the cost basis information provided by the Funds and make any additional basis, holding period or other adjustments that are required when reporting these amounts on their federal income tax returns. If your account is held by your investment representative (financial advisor or other broker), please contact that representative with respect to reporting of cost basis and available elections for your account. Their default method for cost basis reporting may be dif-

ferent than the Funds' default method. Tax-advantaged retirement accounts will not be affected.

*Medicare tax*—An additional 3.8% Medicare tax is imposed on certain net investment income (including ordinary dividends and capital gain distributions received from a Fund and net gains from redemptions or other taxable dispositions of Fund shares) of US individuals, estates and trusts to the extent that such person's "modified adjusted gross income" (in the case of an individual) or "adjusted gross income" (in the case of an estate or trust) exceeds a threshold amount. Net investment income does not include exempt-interest dividends. This Medicare tax, if applicable, is reported by you on, and paid with, your federal income tax return.

*Backup withholding*—By law, if you do not provide a Fund with your proper taxpayer identification number and certain required certifications, you may be subject to backup withholding on any distributions of income, capital gains, or proceeds from the sale of your shares. A Fund also must withhold if the IRS instructs it to do so. When withholding is required, the amount will be 24% of any distributions or proceeds paid.

*State and local taxes*—Fund distributions and gains from the sale or exchange of your Fund shares generally are subject to state and local taxes.

*Non-US investors*—Non-US investors may be subject to US withholding tax at a 30% or lower treaty rate and US estate tax and are subject to special US tax certification requirements to avoid backup withholding and claim any treaty benefits. Exemptions from US withholding tax are provided for certain capital gain dividends paid by a Fund from net long-term capital gains, if any, exempt-interest dividends, interest-related dividends paid by a Fund from its qualified net interest income from US sources and short-term capital gain dividends, if such amounts are reported by the Fund. However, notwithstanding such exemptions from US withholding at the source, any such dividends and distributions of income and capital gains will be subject to backup withholding at a rate of 24% if you fail to properly certify that you are not a US person.

*Other reporting and withholding requirements*—Under the Foreign Account Tax Compliance Act ("FATCA"), a Fund will be required to withhold a 30% tax on income dividends paid by the Fund to certain foreign entities, referred to as foreign financial institutions or non-financial foreign entities, that fail to comply (or be deemed compliant) with extensive reporting and withholding requirements designed to inform the US Department of the Treasury of US-owned foreign investment accounts. After December 31, 2018, FATCA withholding also would have applied to certain capital gain distributions, return of capital distributions and the proceeds arising from the sale of Fund shares; however, based on proposed regulations issued by the IRS, which can be relied upon currently, such withholding is no longer required unless final regulations provide otherwise (which is not expected). A Fund may disclose the information that it receives from its shareholders to the IRS, non-US taxing authorities or other parties as necessary to comply with FATCA or similar laws. Withholding also may be required if a foreign entity that is a shareholder of a Fund fails to provide the Fund with appropriate certifications or other documentation concerning its status under FATCA.

This page intentionally left blank.

# Financial highlights

The financial highlights tables are intended to help you understand a Fund's financial performance for the past five years (or, if shorter, the period of the Fund's operations). Certain information reflects financial results for a single Fund share. The total returns in the table represent the rate that an investor would have earned (or lost) on an investment in each Fund (assuming reinvestment of all dividends and distributions).

No financial information is presented for the Class A shares of UBS All China Equity Fund, UBS Emerging Markets Equity Opportunity Fund, UBS Engage For Impact, and UBS Sustainable Development Bank Bond Fund as Class A had not commenced operations as of the end of the last fiscal year.

The selected financial information in the following tables has been derived from the financial statements audited by the Funds' independent registered public accounting firm, Ernst & Young LLP, whose unqualified report thereon (the "Report") appears in the Funds' Annual Report to Shareholders dated June 30, 2023 (the "Annual Report"). Additional performance and financial data and related notes are contained in the Annual Report, which is available without charge upon request. The Funds' financial statements for the fiscal year ended June 30, 2023 and the Report are incorporated by reference into the SAI.

# Financial highlights

## UBS All China Equity Fund

The table below sets forth financial data for one share of beneficial interest outstanding throughout each period presented.

	Class P		
	Years ended June 30,		Period ended
	2023	2022	June 30, 2021 <sup>1</sup>
<b>Net asset value, beginning of period</b>	<b>\$6.33</b>	<b>\$8.84</b>	<b>\$10.00</b>
Net investment income (loss) <sup>2</sup>	0.08	0.03	0.03
Net realized and unrealized gains (loss)	(1.48)	(2.49)	(1.19)
Net increase (decrease) from operations	(1.40)	(2.46)	(1.16)
Dividends from net investment income	(0.05)	(0.05)	—
<b>Net asset value, end of period</b>	<b>\$4.88</b>	<b>\$6.33</b>	<b>\$8.84</b>
<b>Total investment return<sup>3</sup></b>	<b>(22.14)%</b>	<b>(27.86)%</b>	<b>(11.60)%</b>
<b>Ratios to average net assets:</b>			
Expenses before fee waivers and/or expense reimbursements	10.49%	19.95%	20.92% <sup>4</sup>
Expenses after fee waivers and/or expense reimbursements	1.45%	1.10%	1.10% <sup>4</sup>
Net investment income (loss)	1.43%	0.46%	1.06% <sup>4</sup>
<b>Supplemental data:</b>			
Net assets, end of period (000's)	\$875	\$1,128	\$1,767
Portfolio turnover	1%	13%	6%

<sup>1</sup> For the period February 24, 2021 (commencement of operations) through June 30, 2021.

<sup>2</sup> Calculated using the average share method.

<sup>3</sup> Total investment return is calculated assuming a \$10,000 investment on the first day of each period reported, reinvestment of all dividends and distributions, if any, at net asset value on the ex-dividend dates, and a sale at net asset value on the last day of each period reported. The figures do not include any applicable sales charges; results would be lower if they were included. Total investment return for periods less than one year has not been annualized. Returns do not reflect the deduction of taxes that a shareholder would pay on Fund dividends/distributions or the redemption of Fund shares.

<sup>4</sup> Annualized.

# Financial highlights

## UBS Emerging Markets Equity Opportunity Fund

The table below sets forth financial data for one share of beneficial interest outstanding throughout each period presented.

	Class P				
	Years ended June 30,				Period ended June 30, 2019 <sup>1</sup>
	2023	2022	2021	2020	
<b>Net asset value, beginning of period</b>	<b>\$7.61</b>	<b>\$12.39</b>	<b>\$9.23</b>	<b>\$9.28</b>	<b>\$8.92</b>
Net investment income (loss) <sup>2</sup>	0.18	0.20	0.09	0.19	0.21
Net realized and unrealized gains (loss)	(0.24)	(3.92)	3.18	0.00 <sup>3</sup>	0.15
Net increase (decrease) from operations	(0.06)	(3.72)	3.27	0.19	0.36
Dividends from net investment income	(0.17)	(0.12)	(0.11)	(0.24)	—
Distributions from net realized gains	—	(0.94)	—	—	—
Total dividends and distributions	(0.17)	(1.06)	(0.11)	(0.24)	—
<b>Net asset value, end of period</b>	<b>\$7.38</b>	<b>\$7.61</b>	<b>\$12.39</b>	<b>\$9.23</b>	<b>\$9.28</b>
<b>Total investment return<sup>4</sup></b>	<b>(0.80)%</b>	<b>(31.71)%</b>	<b>35.51%</b>	<b>1.84%</b>	<b>4.04%</b>
<b>Ratios to average net assets:</b>					
Expenses before fee waivers and/or expense reimbursements	1.18%	1.15% <sup>5</sup>	1.08%	1.19%	1.22% <sup>6</sup>
Expenses after fee waivers and/or expense reimbursements	1.02%	1.00% <sup>5</sup>	1.00%	1.04%	1.15% <sup>6</sup>
Net investment income (loss)	2.47%	1.98%	0.73%	2.14%	5.73% <sup>6</sup>
<b>Supplemental data:</b>					
Net assets, end of period (000's)	\$103,168	\$132,423	\$274,359	\$100,543	\$38,465
Portfolio turnover	65%	57%	41%	50%	52%

<sup>1</sup> For the period January 31, 2019 (commencement of operations) through June 30, 2019.

<sup>2</sup> Calculated using the average share method.

<sup>3</sup> Amount represents less than \$0.005 per share.

<sup>4</sup> Total investment return is calculated assuming a \$10,000 investment on the first day of each period reported, reinvestment of all dividends and distributions, if any, at net asset value on the ex-dividend dates, and a sale at net asset value on the last day of each period reported. The figures do not include any applicable sales charges; results would be lower if they were included. Total investment return for periods less than one year has not been annualized. Returns do not reflect the deduction of taxes that a shareholder would pay on Fund dividends/distributions or the redemption of Fund shares.

<sup>5</sup> Includes interest expense representing less than 0.005%.

<sup>6</sup> Annualized.

# Financial highlights

## UBS Engage For Impact Fund

The table below sets forth financial data for one share of beneficial interest outstanding throughout each period presented.

	Class P				
	Years ended June 30,				Period ended June 30, 2019 <sup>1</sup>
	2023	2022	2021	2020	
<b>Net asset value, beginning of period</b>	<b>\$9.97</b>	<b>\$14.26</b>	<b>\$10.14</b>	<b>\$10.81</b>	<b>\$10.00</b>
Net investment income (loss) <sup>2</sup>	0.09	0.14	0.03	0.08	0.15
Net realized and unrealized gains (loss)	1.19	(2.82)	4.19	(0.45)	0.67
Net increase (decrease) from operations	1.28	(2.68)	4.22	(0.37)	0.82
Dividends from net investment income	—	(0.08)	(0.02)	(0.11)	(0.01)
Distributions from net realized gains	(0.10)	(1.53)	(0.08)	(0.19)	—
Total dividends and distributions	(0.10)	(1.61)	(0.10)	(0.30)	(0.01)
<b>Net asset value, end of period</b>	<b>\$11.15</b>	<b>\$9.97</b>	<b>\$14.26</b>	<b>\$10.14</b>	<b>\$10.81</b>
<b>Total investment return<sup>3</sup></b>	<b>12.90%</b>	<b>(21.28)%</b>	<b>41.70%</b>	<b>(3.77)%</b>	<b>8.27%</b>
<b>Ratios to average net assets:</b>					
Expenses before fee waivers and/or expense reimbursements	1.53%	1.44%	1.69%	2.27%	3.87% <sup>4</sup>
Expenses after fee waivers and/or expense reimbursements	0.87%	0.85%	0.85%	0.85%	0.85% <sup>4</sup>
Net investment income (loss)	0.86%	1.04%	0.27%	0.75%	2.13% <sup>4</sup>
<b>Supplemental data:</b>					
Net assets, end of period (000's)	\$5,776	\$6,312	\$7,816	\$26,241	\$15,918
Portfolio turnover	21%	39%	78%	43%	67%

<sup>1</sup> For the period October 24, 2018 (commencement of operations) through June 30, 2019.

<sup>2</sup> Calculated using the average share method.

<sup>3</sup> Total investment return is calculated assuming a \$10,000 investment on the first day of each period reported, reinvestment of all dividends and distributions, if any, at net asset value on the ex-dividend dates, and a sale at net asset value on the last day of each period reported. The figures do not include any applicable redemption or program fees; results would be lower if they were included. Total investment return for periods less than one year has not been annualized. Returns do not reflect the deduction of taxes that a shareholder would pay on Fund dividends/distributions or the redemption of Fund shares.

<sup>4</sup> Annualized.



# Financial highlights

## UBS Global Allocation Fund

The table below sets forth financial data for one share of beneficial interest outstanding throughout each year presented.

	Class A				
	Years ended June 30,				
	2023	2022	2021	2020	2019
<b>Net asset value, beginning of year</b>	<b>\$10.48</b>	<b>\$14.61</b>	<b>\$11.82</b>	<b>\$12.56</b>	<b>\$12.08</b>
Net investment income (loss) <sup>1</sup>	0.17	0.11	0.12	0.12	0.12
Net realized and unrealized gain (loss)	0.21	(1.83)	2.89	0.02	0.36
Net increase (decrease) from operations	0.38	(1.72)	3.01	0.14	0.48
Dividends from net investment income	—	(0.16)	(0.07)	(0.35)	—
Distributions from net realized gain	(0.48)	(2.25)	(0.15)	(0.53)	—
Total dividends and distributions	(0.48)	(2.41)	(0.22)	(0.88)	—
<b>Net asset value, end of year</b>	<b>\$10.38</b>	<b>\$10.48</b>	<b>\$14.61</b>	<b>\$11.82</b>	<b>\$12.56</b>
<b>Total investment return<sup>2</sup></b>	<b>3.82%</b>	<b>(14.05)%</b>	<b>25.58%</b>	<b>0.79%</b>	<b>3.97%</b> <sup>3</sup>
<b>Ratios to average net assets:</b>					
Expenses before fee waivers and/or expense reimbursements	1.48%	1.39%	1.41%	1.42% <sup>4</sup>	1.40% <sup>4</sup>
Expenses after fee waivers and/or expense reimbursements	1.21%	1.20%	1.20%	1.20% <sup>4</sup>	1.20% <sup>4</sup>
Net investment income (loss)	1.61%	0.82%	0.85%	1.01%	1.04%
<b>Supplemental data:</b>					
Net assets, end of year (000's)	\$132,855	\$146,850	\$192,772	\$174,159	\$209,407
Portfolio turnover	148%	125%	128%	120%	35%

	Class P				
	Years ended June 30,				
	2023	2022	2021	2020	2019
<b>Net asset value, beginning of year</b>	<b>\$10.82</b>	<b>\$15.00</b>	<b>\$12.13</b>	<b>\$12.87</b>	<b>\$12.34</b>
Net investment income (loss) <sup>1</sup>	0.20	0.14	0.15	0.16	0.16
Net realized and unrealized gains (loss)	0.21	(1.87)	2.97	0.02	0.37
Net increase (decrease) from operations	0.41	(1.73)	3.12	0.18	0.53
Dividends from net investment income	—	(0.20)	(0.10)	(0.39)	—
Distributions from net realized gains	(0.48)	(2.25)	(0.15)	(0.53)	—
Total dividends and distributions	(0.48)	(2.45)	(0.25)	(0.92)	—
<b>Net asset value, end of year</b>	<b>\$10.75</b>	<b>\$10.82</b>	<b>\$15.00</b>	<b>\$12.13</b>	<b>\$12.87</b>
<b>Total investment return<sup>2</sup></b>	<b>3.99%</b>	<b>(13.78)%</b>	<b>25.88%</b>	<b>1.02%</b>	<b>4.21%</b> <sup>3</sup>
<b>Ratios to average net assets:</b>					
Expenses before fee waivers and/or expense reimbursements	1.20%	1.11%	1.14%	1.14% <sup>4</sup>	1.13% <sup>4</sup>
Expenses after fee waivers and/or expense reimbursements	0.96%	0.95%	0.95%	0.95% <sup>4</sup>	0.95% <sup>4</sup>
Net investment income (loss)	1.86%	1.07%	1.10%	1.27%	1.27%
<b>Supplemental data:</b>					
Net assets, end of year (000's)	\$38,980	\$44,059	\$56,383	\$51,311	\$57,803
Portfolio turnover	148%	125%	128%	120%	35%

<sup>1</sup> Calculated using the average share method.

<sup>2</sup> Total investment return is calculated assuming a \$10,000 investment on the first day of each year reported, reinvestment of all dividends and distributions, if any, at net asset value on the ex-dividend dates, and a sale at net asset value on the last day of each year reported. The figures do not include any applicable sales charges, redemption or program fees; results would be lower if they were included. Returns do not reflect the deduction of taxes that a shareholder would pay on Fund dividends/distributions or the redemption of Fund shares.

<sup>3</sup> During the year, the Fund recorded a gain of \$263,116 from affiliated funds that were previously liquidated. If this gain had been excluded, the total return of Class A and Class P would have been 3.89% and 4.13%, respectively.

<sup>4</sup> Includes interest expense representing less than 0.005%.

# Financial highlights

## UBS International Sustainable Equity Fund

The table below sets forth financial data for one share of beneficial interest outstanding throughout each year presented.

	Class A				
	Years ended June 30,				
	2023	2022	2021	2020	2019
<b>Net asset value, beginning of year</b>	<b>\$9.12</b>	<b>\$12.48</b>	<b>\$9.62</b>	<b>\$10.01</b>	<b>\$10.20</b>
Net investment income (loss) <sup>1</sup>	0.07	0.08	0.05	0.16	0.13
Net realized and unrealized gain (loss)	1.23	(2.38)	2.93	(0.42)	(0.16) <sup>2</sup>
Net increase (decrease) from operations	1.30	(2.30)	2.98	(0.26)	(0.03)
Dividends from net investment income	(0.01)	(0.12)	(0.12)	(0.13)	(0.06)
Distributions from net realized gain	(1.13)	(0.94)	—	—	(0.10)
Total dividends and distributions	(1.14)	(1.06)	(0.12)	(0.13)	(0.16)
<b>Net asset value, end of year</b>	<b>\$9.28</b>	<b>\$9.12</b>	<b>\$12.48</b>	<b>\$9.62</b>	<b>\$10.01</b>
<b>Total investment return<sup>3</sup></b>	<b>15.68%</b>	<b>(19.68)%</b>	<b>31.09%</b>	<b>(2.73)%</b>	<b>(0.14)%</b>
<b>Ratios to average net assets:</b>					
Expenses before fee waivers and/or expense reimbursements	1.49% <sup>4</sup>	1.37% <sup>4</sup>	1.33%	1.41% <sup>4</sup>	1.53%
Expenses after fee waivers and/or expense reimbursements	1.26% <sup>4</sup>	1.25% <sup>4</sup>	1.25%	1.25% <sup>4</sup>	1.25%
Net investment income (loss)	0.82%	0.70%	0.45%	1.60%	1.38%
<b>Supplemental data:</b>					
Net assets, end of year (000's)	\$4,103	\$4,754	\$9,081	\$7,442	\$9,769
Portfolio turnover	7%	53%	52%	41%	57%

	Class P				
	Years ended June 30,				
	2023	2022	2021	2020	2019
<b>Net asset value, beginning of year</b>	<b>\$9.15</b>	<b>\$12.53</b>	<b>\$9.66</b>	<b>\$10.04</b>	<b>\$10.23</b>
Net investment income (loss) <sup>1</sup>	0.09	0.09	0.09	0.18	0.17
Net realized and unrealized gains (losses)	1.23	(2.37)	2.93	(0.41)	(0.18) <sup>2</sup>
Net increase (decrease) from operations	1.32	(2.28)	3.02	(0.23)	(0.01)
Dividends from net investment income	(0.05)	(0.16)	(0.15)	(0.15)	(0.08)
Distributions from net realized gains	(1.13)	(0.94)	—	—	(0.10)
Total dividends and distributions	(1.18)	(1.10)	(0.15)	(0.15)	(0.18)
<b>Net asset value, end of year</b>	<b>\$9.29</b>	<b>\$9.15</b>	<b>\$12.53</b>	<b>\$9.66</b>	<b>\$10.04</b>
<b>Total investment return<sup>3</sup></b>	<b>16.00%</b>	<b>(19.50)%</b>	<b>31.40%</b>	<b>(2.40)%</b>	<b>0.10%</b>
<b>Ratios to average net assets:</b>					
Expenses before fee waivers and/or expense reimbursements	1.27% <sup>4</sup>	1.11% <sup>4</sup>	1.05%	1.12% <sup>4</sup>	1.26%
Expenses after fee waivers and/or expense reimbursements	1.01% <sup>4</sup>	1.00% <sup>4</sup>	0.99%	1.00% <sup>4</sup>	1.00%
Net investment income (loss)	0.97%	0.74%	0.79%	1.82%	1.80%
<b>Supplemental data:</b>					
Net assets, end of year (000's)	\$107,863	\$164,377	\$380,983	\$203,078	\$146,616
Portfolio turnover	7%	53%	52%	41%	57%

<sup>1</sup> Calculated using the average share method.

<sup>2</sup> The amount of net realized and unrealized gain per share does not correspond with the net realized and unrealized gain reported within the Statement of Changes in the Fund's Financial Statements due to the timing of purchases and redemptions of Fund shares and fluctuating market values.

<sup>3</sup> Total investment return is calculated assuming a \$10,000 investment on the first day of each year reported, reinvestment of all dividends and distributions, if any, at net asset value on the ex-dividend dates, and a sale at net asset value on the last day of each year reported. The figures do not include any applicable sales charges, redemption or program fees; results would be lower if they were included. Returns do not reflect the deduction of taxes that a shareholder would pay on Fund dividends/distributions or the redemption of Fund shares.

<sup>4</sup> Includes interest expense representing less than 0.005%.

# Financial highlights

## UBS U.S. Small Cap Growth Fund

The table below sets forth financial data for one share of beneficial interest outstanding throughout each year presented.

	Class A				
	Years ended June 30,				
	2023	2022	2021	2020	2019
<b>Net asset value, beginning of year</b>	<b>\$14.62</b>	<b>\$28.15</b>	<b>\$19.74</b>	<b>\$19.49</b>	<b>\$20.74</b>
Net investment income (loss) <sup>1</sup>	(0.07)	(0.13)	(0.25)	(0.11)	(0.10)
Net realized and unrealized gain (loss)	2.05	(7.78)	11.88	1.79	0.80
Net increase (decrease) from operations	1.98	(7.91)	11.63	1.68	0.70
Distributions from net realized gain	(0.88)	(5.62)	(3.22)	(1.43)	(1.95)
<b>Net asset value, end of year</b>	<b>\$15.72</b>	<b>\$14.62</b>	<b>\$28.15</b>	<b>\$19.74</b>	<b>\$19.49</b>
<b>Total investment return<sup>2</sup></b>	<b>14.23%</b>	<b>(33.31)%</b>	<b>59.94%</b>	<b>9.33%</b>	<b>5.95%</b>
<b>Ratios to average net assets:</b>					
Expenses before fee waivers and/or expense reimbursements	1.55%	1.46%	1.43%	1.60% <sup>3</sup>	1.57%
Expenses after fee waivers and/or expense reimbursements	1.25%	1.24%	1.24%	1.24% <sup>3</sup>	1.24%
Net investment income (loss)	(0.43)%	(0.57)%	(0.98)%	(0.63)% <sup>3</sup>	(0.53)%
<b>Supplemental data:</b>					
Net assets, end of year (000's)	\$15,276	\$17,387	\$35,268	\$22,909	\$26,114
Portfolio turnover	35%	40%	63%	79%	54%

	Class P				
	Years ended June 30,				
	2023	2022	2021	2020	2019
<b>Net asset value, beginning of year</b>	<b>\$17.47</b>	<b>\$32.44</b>	<b>\$22.37</b>	<b>\$21.84</b>	<b>\$22.89</b>
Net investment income (loss) <sup>1</sup>	(0.03)	(0.08)	(0.22)	(0.08)	(0.06)
Net realized and unrealized gains (losses)	2.47	(9.21)	13.51	2.04	0.96
Net increase (decrease) from operations	2.44	(9.29)	13.29	1.96	0.90
Dividends from net investment income	—	(0.06)	—	—	—
Distributions from net realized gains	(0.88)	(5.62)	(3.22)	(1.43)	(1.95)
Total dividends and distributions	(0.88)	(5.68)	(3.22)	(1.43)	(1.95)
<b>Net asset value, end of year</b>	<b>\$19.03</b>	<b>\$17.47</b>	<b>\$32.44</b>	<b>\$22.37</b>	<b>\$21.84</b>
<b>Total investment return<sup>2</sup></b>	<b>14.48%</b>	<b>(33.13)%</b>	<b>60.29%</b>	<b>9.62%</b>	<b>6.24%</b>
<b>Ratios to average net assets:</b>					
Expenses before fee waivers and/or expense reimbursements	1.31%	1.21%	1.16%	1.29% <sup>3</sup>	1.30%
Expenses after fee waivers and/or expense reimbursements	1.00%	0.99%	0.99%	0.99% <sup>3</sup>	0.99%
Net investment income (loss)	(0.17)%	(0.31)%	(0.74)%	(0.37)%	(0.27)%
<b>Supplemental data:</b>					
Net assets, end of year (000's)	\$109,817	\$110,879	\$178,971	\$92,754	\$96,485
Portfolio turnover	35%	40%	63%	79%	54%

<sup>1</sup> Calculated using the average share method.

<sup>2</sup> Total investment return is calculated assuming a \$10,000 investment on the first day of each year reported, reinvestment of all dividends and distributions, if any, at net asset value on the ex-dividend dates, and a sale at net asset value on the last day of each year reported. The figures do not include any applicable sales charges, redemption or program fees; results would be lower if they were included. Returns do not reflect the deduction of taxes that a shareholder would pay on Fund dividends/distributions or the redemption of Fund shares.

<sup>3</sup> Includes interest expense representing less than 0.005%.

# Financial highlights

## UBS Multi Income Bond Fund

The table below sets forth financial data for one share of beneficial interest outstanding throughout each year presented.

	Class A				
	Years ended June 30,				
	2023	2022	2021	2020	2019
<b>Net asset value, beginning of year</b>	<b>\$13.27</b>	<b>\$15.66</b>	<b>\$15.64</b>	<b>\$15.09</b>	<b>\$14.40</b>
Net investment income (loss) <sup>1</sup>	0.55	0.27	0.30	0.41	0.45
Net realized and unrealized gain (loss)	—	(2.42)	(0.02)	0.50	0.65
Net increase (decrease) from operations	0.55	(2.15)	0.28	0.91	1.10
Dividends from net investment income	(0.44)	(0.24)	(0.26)	(0.36)	(0.41)
<b>Net asset value, end of year</b>	<b>\$13.38</b>	<b>\$13.27</b>	<b>\$15.66</b>	<b>\$15.64</b>	<b>\$15.09</b>
<b>Total investment return<sup>2</sup></b>	<b>4.25%</b>	<b>(13.91)%</b>	<b>1.83%</b>	<b>6.14%</b>	<b>7.63%</b>
<b>Ratios to average net assets:</b>					
Expenses before fee waivers and/or expense reimbursements	2.22%	1.92%	1.73%	1.59% <sup>3</sup>	1.68% <sup>3</sup>
Expenses after fee waivers and/or expense reimbursements	0.89%	0.75%	0.75%	0.75% <sup>3</sup>	0.75% <sup>3</sup>
Net investment income (loss)	4.09%	1.80%	1.90%	2.66%	3.10%
<b>Supplemental data:</b>					
Net assets, end of year (000's)	\$501	\$570	\$681	\$650	\$488
Portfolio turnover	24%	248%	169%	209%	234%

	Class P				
	Years ended June 30,				
	2023	2022	2021	2020	2019
<b>Net asset value, beginning of year</b>	<b>\$13.28</b>	<b>\$15.67</b>	<b>\$15.65</b>	<b>\$15.10</b>	<b>\$14.41</b>
Net investment income (loss) <sup>1</sup>	0.58	0.31	0.34	0.45	0.49
Net realized and unrealized gains (losses)	0.01	(2.43)	(0.02)	0.50	0.64
Net increase (decrease) from operations	0.59	(2.12)	0.32	0.95	1.13
Dividends from net investment income	(0.48)	(0.27)	(0.30)	(0.40)	(0.44)
<b>Net asset value, end of year</b>	<b>\$13.39</b>	<b>\$13.28</b>	<b>\$15.67</b>	<b>\$15.65</b>	<b>\$15.10</b>
<b>Total investment return<sup>2</sup></b>	<b>4.51%</b>	<b>(13.68)%</b>	<b>2.07%</b>	<b>6.40%</b>	<b>7.95%</b>
<b>Ratios to average net assets:</b>					
Expenses before fee waivers and/or expense reimbursements	2.04%	1.71%	1.52%	1.38% <sup>3</sup>	1.45% <sup>3</sup>
Expenses after fee waivers and/or expense reimbursements	0.64%	0.50%	0.50%	0.50% <sup>3</sup>	0.50% <sup>3</sup>
Net investment income (loss)	4.34%	2.06%	2.15%	2.92%	3.35%
<b>Supplemental data:</b>					
Net assets, end of year (000's)	\$23,437	\$26,702	\$34,629	\$37,048	\$38,949
Portfolio turnover	24%	248%	169%	209%	234%

<sup>1</sup> Calculated using the average share method.

<sup>2</sup> Total investment return is calculated assuming a \$10,000 investment on the first day of each year reported, reinvestment of all dividends and distributions, if any, at net asset value on the ex-dividend dates, and a sale at net asset value on the last day of each year reported. The figures do not include any applicable sales charges, redemption or program fees; results would be lower if they were included. Returns do not reflect the deduction of taxes that a shareholder would pay on Fund dividends/distributions or the redemption of Fund shares.

<sup>3</sup> Includes interest expense representing less than 0.005%.

# Financial highlights

## UBS Sustainable Development Bank Bond Fund

The table below sets forth financial data for one share of beneficial interest outstanding throughout each period presented.

	Class P				
	Years ended June 30,				Period ended June 30, 2019 <sup>1</sup>
	2023	2022	2021	2020	
<b>Net asset value, beginning of period</b>	<b>\$9.62</b>	<b>\$10.60</b>	<b>\$11.17</b>	<b>\$10.58</b>	<b>\$10.00</b>
Net investment income (loss) <sup>2</sup>	0.17	0.10	0.13	0.21	0.19
Net realized and unrealized gains (losses)	(0.34)	(0.97)	(0.31)	0.63	0.58
Net increase (decrease) from operations	(0.17)	(0.87)	(0.18)	0.84	0.77
Dividends from net investment income	(0.16)	(0.10)	(0.12)	(0.21)	(0.19)
Distributions from net realized gains	—	(0.01)	(0.27)	(0.04)	—
Return of capital	(0.01)	—	—	—	—
Total dividends, distributions and return of capital	(0.17)	(0.11)	(0.39)	(0.25)	(0.19)
<b>Net asset value, end of period</b>	<b>\$9.28</b>	<b>\$9.62</b>	<b>\$10.60</b>	<b>\$11.17</b>	<b>\$10.58</b>
<b>Total investment return<sup>3</sup></b>	<b>(1.75)%</b>	<b>(8.13)%</b>	<b>(1.70)%</b>	<b>8.03%</b>	<b>7.75%</b>
<b>Ratios to average net assets:</b>					
Expenses before fee waivers and/or expense reimbursements	0.68%	0.56%	0.80%	1.07% <sup>4</sup>	2.19% <sup>5</sup>
Expenses after fee waivers and/or expense reimbursements	0.27%	0.25%	0.25%	0.25% <sup>4</sup>	0.25% <sup>5</sup>
Net investment income (loss)	1.78%	1.01%	1.18%	1.94%	2.67% <sup>5</sup>
<b>Supplemental data:</b>					
Net assets, end of period (000's)	\$14,937	\$8,052	\$17,510	\$37,414	\$25,235
Portfolio turnover	22%	47%	16%	80%	20%

<sup>1</sup> For the period October 24, 2018 (commencement of operations) through June 30, 2019.

<sup>2</sup> Calculated using the average share method.

<sup>3</sup> Total investment return is calculated assuming a \$10,000 investment on the first day of each period reported, reinvestment of all dividends and distributions, if any, at net asset value on the ex-dividend dates, and a sale at net asset value on the last day of each period reported. The figures do not include any applicable sales charges; results would be lower if they were included. Total investment return for periods less than one year has not been annualized. Returns do not reflect the deduction of taxes that a shareholder would pay on Fund dividends/distributions or the redemption of Fund shares.

<sup>4</sup> Includes interest expense representing less than 0.005%.

<sup>5</sup> Annualized.

## Funds' privacy notice

This notice describes the privacy policy of the UBS Family of Funds, the PACE Funds and other mutual funds managed by UBS Asset Management (collectively, the "Funds"). The Funds are committed to protecting the personal information that they collect about individuals who are prospective, current or former investors.

The Funds collect personal information in order to process requests and transactions and to provide customer service. Personal information, which is obtained from applications and other forms or correspondence submitted to the Funds, may include name(s), address, e-mail address, telephone number, date of birth, social security number or other tax identification number, bank account information, information about your transactions and experiences with the Funds, and any affiliation a client has with UBS Financial Services Inc. or its affiliates ("Personal Information").

The Funds limit access to Personal Information to those individuals who need to know that information in order to process transactions and service accounts. These individuals are required to maintain and protect the confidentiality of Personal Information and to follow established procedures. The Funds maintain physical, electronic and procedural safeguards to protect Personal Information and to comply with applicable laws and regulations.

The Funds may share Personal Information with their affiliates to facilitate the servicing of accounts and for other business purposes, or as otherwise required or permitted by applicable law. The Funds may also share Personal Information with non-affiliated third parties that perform services for the Funds, such as vendors that provide data or transaction processing, computer software maintenance and development, and other administrative services. When the Funds share Personal Information with a non-affiliated third party, they will do so pursuant to a contract that includes provisions designed to ensure that the third party will uphold and maintain privacy standards when handling Personal Information. In addition to sharing information with non-affiliated third parties to facilitate the servicing of accounts and for other business purposes, the Funds may disclose Personal Information to non-affiliated third parties as otherwise required or permitted by applicable law. For example, the Funds may disclose Personal Information to credit bureaus or regulatory authorities to facilitate or comply with investigations; to protect against or prevent actual or potential fraud, unauthorized transactions, claims or other liabilities; or to respond to judicial or legal process, such as subpoena requests.

Except as described in this privacy notice, the Funds will not use Personal Information for any other purpose unless the Funds describe how such Personal Information will be used and clients are given an opportunity to decline approval of such use of Personal Information relating to them (or affirmatively approve the use of Personal Information, if required by applicable law). The Funds endeavor to keep their customer files complete and accurate. The Funds should be notified if any Personal Information needs to be corrected or updated. Please call 1-800-647 1568 with any questions or concerns regarding your Personal Information or this privacy notice.

**This privacy notice is not a part of the prospectus.**

# UBS Asset Management, Americas Region

## **Business continuity planning overview**

UBS Asset Management affiliates UBS Asset Management (US) Inc. and UBS Asset Management (Americas) Inc. protect information assets, processes, and customer data from unpredictable events through preparation and testing of a comprehensive business continuity capability. This capability seeks recovery of the technology infrastructure and information, and prevention of the loss of company or customer information and transactions. In the event of a crisis scenario, we will recover those functions deemed to be critical to our business and our clients, and strive to resume processing within predefined time frames following a disaster declaration. Business continuity processes provide us the ability to continue critical business functions regardless of the type, scope, or duration of a localized event. However, these processes are dependent upon various external resources, such as regional telecommunications, transportation networks, and other public utilities.

Essential elements of the business continuity plan include:

- **Crisis communication procedures:** Action plans for coordinating essential communications for crisis management leaders, employees, and key business partners
- **Information technology backup and recovery procedures:** Comprehensive technology and data management plans designed to protect the integrity and quick recovery of essential technology infrastructure and data
- **Testing regimen:** The business continuity plan is reviewed on an annual basis, including the disaster recovery facility. In addition, IT application recovery plans are updated and tested annually.

**This business continuity planning overview is not a part of the prospectus.**

# Appendix A

## Intermediary-Specific Sales Charge Waivers and Discounts

The availability of certain sales charge waivers and discounts will depend on whether you purchase your shares directly from the funds or through a financial intermediary. Intermediaries identified in this Appendix A may have different policies and procedures regarding the availability of front-end sales load waivers or contingent deferred (back-end) sales load (“CDSC”) waivers, which are discussed below. In all instances, it is the purchaser’s responsibility to notify the fund or the purchaser’s financial intermediary at the time of purchase of any relationship or other facts qualifying the purchaser for sales charge waivers or discounts. **For waivers and discounts not available through a particular intermediary, shareholders will have to purchase fund shares directly from the fund or through another intermediary to receive these waivers or discounts.**

---

### Merrill Lynch

Shareholders purchasing Fund shares through a Merrill Lynch platform or account will be eligible only for the following load waivers (front-end sales charge waivers and contingent deferred, or back-end, sales charge waivers) and discounts, which may differ from those disclosed elsewhere in this Fund’s prospectus or SAI.

---

#### Front-end Sales Load Waivers on Class A Shares available at Merrill Lynch

Employer-sponsored retirement, deferred compensation and employee benefit plans (including health savings accounts) and trusts used to fund those plans, provided that the shares are not held in a commission-based brokerage account and shares are held for the benefit of the plan

Shares purchased by a 529 Plan (does not include 529 Plan units or 529-specific share classes or equivalents)

Shares purchased through a Merrill Lynch affiliated investment advisory program

Shares exchanged due to the holdings moving from a Merrill Lynch affiliated investment advisory program to a Merrill Lynch brokerage (non-advisory) account pursuant to Merrill Lynch’s policies relating to sales load discounts and waivers

Shares purchased by third party investment advisors on behalf of their advisory clients through Merrill Lynch’s platform

Shares of funds purchased through the Merrill Edge Self-Directed platform (if applicable)

Shares purchased through reinvestment of capital gains distributions and dividend reinvestment when purchasing shares of the same fund (but not any other fund within the fund family)

Employees and registered representatives of Merrill Lynch or its affiliates and their family members

Directors or Trustees of the Fund, and employees of the Fund’s investment adviser or any of its affiliates, as described in this prospectus

Eligible shares purchased from the proceeds of redemptions within the same fund family, provided (1) the repurchase occurs within 90 days following the redemption, (2) the redemption and purchase occur in the same account, and (3) redeemed shares were subject to a front-end or deferred sales load (known as Rights of Reinstatement). Automated transactions (i.e. systematic purchases and withdrawals) and purchases made after shares are automatically sold to pay Merrill Lynch’s account maintenance fees are not eligible for reinstatement

---

#### CDSC Waivers on A Shares available at Merrill Lynch

Death or disability of the shareholder

Shares sold as part of a systematic withdrawal plan as described in the Fund’s prospectus

Return of excess contributions from an IRA Account

Shares sold as part of a required minimum distribution for IRA and retirement accounts pursuant to the Internal Revenue Code

Shares sold to pay Merrill Lynch fees but only if the transaction is initiated by Merrill Lynch

Shares acquired through a right of reinstatement

Shares held in retirement brokerage accounts, that are exchanged for a lower cost share class due to transfer to certain fee based accounts or platforms (applicable to A shares only)

Shares received through an exchange due to the holdings moving from a Merrill Lynch affiliated investment advisory program to a Merrill Lynch brokerage (non-advisory) account pursuant to Merrill Lynch’s policies relating to sales load discounts and waivers



---

**Front-end load Discounts Available at Merrill Lynch:  
Breakpoints, Rights of Accumulation & Letters of Intent**

Breakpoints as described in this prospectus.

Rights of Accumulation (ROA) which entitle shareholders to breakpoint discounts as described in the Fund's prospectus will be automatically calculated based on the aggregated holding of fund family assets held by accounts (including 529 program holdings, where applicable) within the purchaser's household at Merrill Lynch. Eligible fund family assets not held at Merrill Lynch may be included in the ROA calculation only if the shareholder notifies his or her financial advisor about such assets

Letters of Intent (LOI) which allow for breakpoint discounts based on anticipated purchases within a fund family, through Merrill Lynch, over a 13-month period of time (if applicable)

---

**Morgan Stanley Wealth Management**

Shareholders purchasing fund shares through a Morgan Stanley Wealth Management transactional brokerage account will be eligible only for the following front-end sales charge waivers with respect to Class A shares, which may differ from and may be more limited than those disclosed elsewhere in the fund's prospectus or SAI.

---

**Front-end Sales Load Waivers on Class A Shares available at Morgan Stanley Wealth Management**

Employer-sponsored retirement plans (e.g., 401(k) plans, 457 plans, employer-sponsored 403(b) plans, profit sharing and money purchase pension plans and defined benefit plans). For purposes of this provision, employer-sponsored retirement plans do not include SEP IRAs, Simple IRAs, SAR-SEPs or Keogh plans

Morgan Stanley employee and employee-related accounts according to Morgan Stanley's account linking rules

Shares purchased through reinvestment of dividends and capital gains distributions when purchasing shares of the same fund

Shares purchased through a Morgan Stanley self-directed brokerage account

Shares purchased from the proceeds of redemptions within the same fund family, provided (i) the repurchase occurs within 90 days following the redemption, (ii) the redemption and purchase occur in the same account, and (iii) redeemed shares were subject to a front-end or deferred sales charge

---

**Raymond James & Associates, Inc., Raymond James Financial Services, Inc. and each entity's affiliates  
("Raymond James")**

Shareholders purchasing fund shares through a Raymond James platform or account, or through an introducing broker-dealer or independent registered investment adviser for which Raymond James provides trade execution, clearance, and/or custody services, will be eligible only for the following load waivers (front-end sales charge waivers and contingent deferred, or back-end, sales charge waivers) and discounts, which may differ from those disclosed elsewhere in this fund's prospectus or SAI.

---

**Front-end Sales Load Waivers on Class A Shares available at Raymond James**

Shares purchased in an investment advisory program.

Shares purchased within the same fund family through a systematic reinvestment of capital gains and dividend distributions.

Employees and registered representatives of Raymond James or its affiliates and their family members as designated by Raymond James.

Shares purchased from the proceeds of redemptions within the same fund family, provided (1) the repurchase occurs within 90 days following the redemption, (2) the redemption and purchase occur in the same account, and (3) redeemed shares were subject to a front-end or deferred sales load (known as Rights of Reinstatement).

---

---

**CDSC Waivers on Class A Shares available at Raymond James**

Death or disability of the shareholder.

Shares sold as part of a systematic withdrawal plan as described in the fund's prospectus.

Return of excess contributions from an IRA Account.

Shares sold as part of a required minimum distribution for IRA and retirement accounts due to the shareholder reaching the qualified age based on applicable IRS regulations as described in the fund's prospectus.

Shares sold to pay Raymond James fees but only if the transaction is initiated by Raymond James.

Shares acquired through a right of reinstatement.

---

---

**Front-end load Discounts Available at Raymond James:  
Breakpoints, Rights of Accumulation, and/or Letters of Intent**

Breakpoints as described in this prospectus.

Rights of accumulation which entitle shareholders to breakpoint discounts will be automatically calculated based on the aggregated holding of fund family assets held by accounts within the purchaser's household at Raymond James. Eligible fund family assets not held at Raymond James may be included in the calculation of rights of accumulation only if the shareholder notifies his or her financial advisor about such assets.

Letters of intent which allow for breakpoint discounts based on anticipated purchases within a fund family, over a 13-month time period. Eligible fund family assets not held at Raymond James may be included in the calculation of letters of intent only if the shareholder notifies his or her financial advisor about such assets.

---

If you want more information about the Funds, the following documents are available free upon request:

### **Annual/Semiannual Reports**

Additional information about the Funds' investments is available in the Funds' annual and semiannual reports to shareholders. In the Funds' annual reports, you will find a discussion of the market conditions and investment strategies that significantly affected the Funds' performance during the last fiscal year.

### **Statement of Additional Information (SAI)**

The SAI provides more detailed information about the Funds and is incorporated by reference into this prospectus (i.e., it is legally considered a part of this prospectus).

You may obtain free copies of the Funds' annual and semiannual reports and the SAI, and discuss your questions about the Funds, by contacting the Funds directly at 1-800-647 1568, or by contacting your investment professional. The annual and semiannual reports and the SAI may also be obtained, free of charge, by accessing the documents on the Funds' Web Site at [www.ubs.com/us/en/assetmanagement/funds/products/mutual-fund](http://www.ubs.com/us/en/assetmanagement/funds/products/mutual-fund).

Reports and other information about the Funds are available on the EDGAR Database on the SEC's Internet site at: <http://www.sec.gov> and copies of this information may be obtained, after paying a duplicating fee, by electronic request at the following e-mail address: [publicinfo@sec.gov](mailto:publicinfo@sec.gov).

©UBS 2023. All rights reserved.

The UBS Funds

Investment Company Act File No. 811-6637

UBS Asset Management (Americas) Inc.

is a subsidiary of UBS Group AG.

S1654

