

# UBS ETF *Market Matters*

## Boosting the Eurozone economy

- On June 5th the ECB announced monetary policy action to provide further stimulus for the Eurozone economy and to mitigate the risk of deflation in the Euro area
- The key measures include a negative deposit rate and new LTRO targeted at business loans (TLTRO), aiming to stimulate credit flow totalling approx. €400bn
- Given the current inflation forecasts, it is likely that the ECB main interest rate will be anchored at low levels until 2016, with a gradual increase of the EU real GDP moving towards 1.7% in 2016

Pawel Janus, PhD  
ETF Strategist, UBS Global Asset Management  
pawel.janus@ubs.com

The flash estimate of inflation for the Euro area at an annualized level of 0.5% in May 2014, provided by Eurostat on June 3rd (Figure 1), indicates the material risk of deflation. Moreover, the latest available survey highlights even lower inflation forecast levels below the ECB inflation target of 2% until 2016. The deflation risk is the key driver of the ECB stimulus measures.

Survey	Inflation forecast			Real GDP growth forecast		
	2014	2015	2016	2014	2015	2016
2014 Q1	1.1	1.4	1.7	1.0	1.5	1.7
2014 Q2	0.9	1.3	1.5	1.1	1.5	1.7

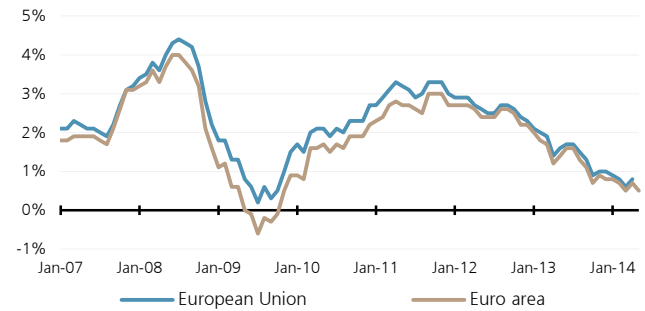
Source: The ECB Survey of Professional Forecasters

Effective June 11th, the main ECB refinancing rate is cut to 15bps (previously 25bps), marginal lending facility rates to 35bps (40bps) and the deposit facility rate is negative -10bps (0bps). As a result, the ECB start charging a fee on its deposits including average reserve holdings in excess of the minimum reserve requirements. Additionally, the ECB unveiled a package of up to €400bn of cheap funding for Eurozone banks in an attempt to boost lending on the condition it will be lent to companies in the non-financial sector, and not for mortgages (targeted longer-term refinancing operations, TLTROs). Another liquidity injection could come from purchases of asset-backed securities (ABS). All these measures are set to facilitate credit flow into real economy aiming to boost the EU economy.

### Eurozone stocks

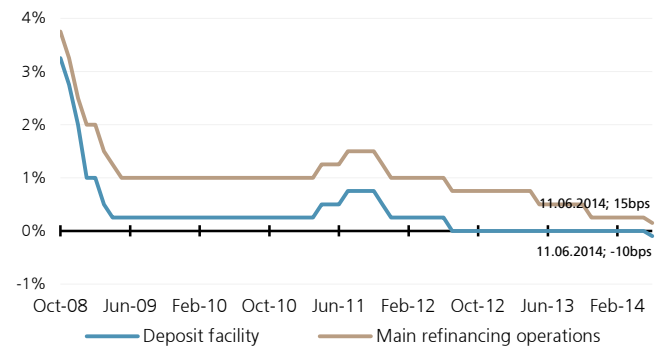
The Eurozone stocks underperformed the MSCI World benchmark, particularly in years 2002-2003 and more recently in 2011-2012 during the Euro sovereign crisis (top panel of Figure 3). However, the last months indicate a strong upward tendency of these equities (bottom panel of Figure 3). In particular, the year-to-date performance (YTD May) of the benchmark MSCI World is 5.2%, while the MSCI EMU is 6.5% and the EUROSTOXX 50 is 6.4%, confirming the increasing confidence of investors in the Eurozone recovery. Given the current levels of the European stocks, valuations need to additionally grow approx. 35% to reach the level of previous valuation peak from July 2007. In contrast, valuation of the benchmark MSCI World in EUR is approx. 4% above the previous peak from June 2007.

Figure 1: Harmonised Indices of Consumer Prices (2005 = 100) monthly data (annual rate of change)



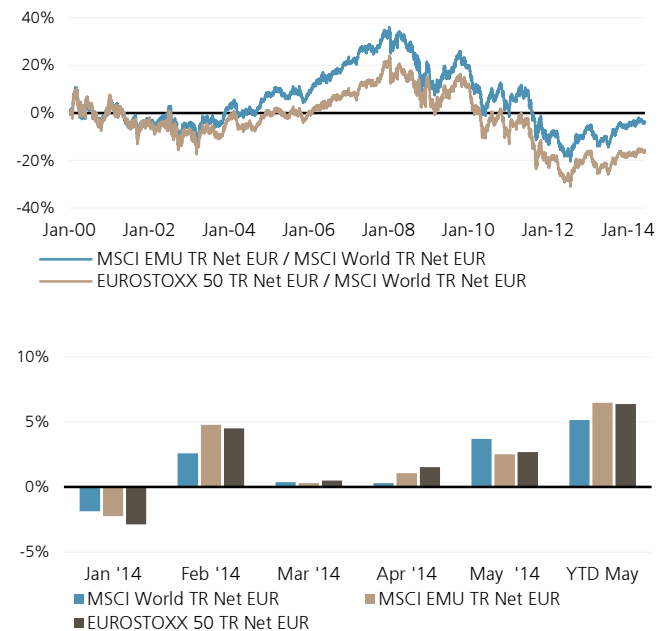
Source: Eurostat, UBS Global Asset Management, 3 June 2014

Figure 2: Key ECB interest rates (5 June 2014 announcement)



Source: ECB, UBS Global Asset Management, 5 June 2014

Figure 3: Eurozone stocks –performance



Source: Bloomberg, UBS Global Asset Management, as of 30 May 2014

### Eurozone sovereign bonds

EMU sovereign yields have compressed since 2000 and now trade at or below 100bps for short-dated bonds (Figure 4), shortly after investors were asking for higher risk premium for EMU peripheral sovereign debt between the years 2010-2012. Now, however, the premium demanded by investors to compensate them for the credit risk of investing in Spanish or Italian debt (or more generally the EMU periphery) instead of German Bunds fell to the levels last seen in 2009 (Figure 4). Further convergence of the EMU peripheral issues appears likely, given the ECB recovery stimulus and announced policy action, possibly with a focus on longer-term debt.

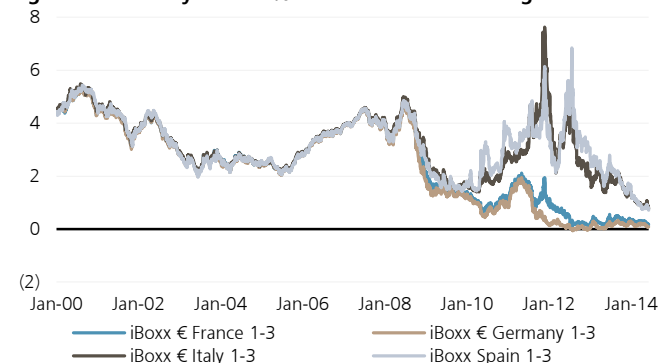
### Eurozone corporate debt

EMU corporate debt currently trades at the tightest yield levels since 2000, which is particularly pronounced in the case of high-yield issues (Figure 5). The investment grade EUR corporates basket (iBoxx Liquid Corporates) trades at roughly 80bps spread, compared to the *default free* benchmarks. Given these issues have fixed coupon, yields might further compress, following the cut in the ECB rate and planned action to ease credit flow into economy.

### The weakening of EUR currency

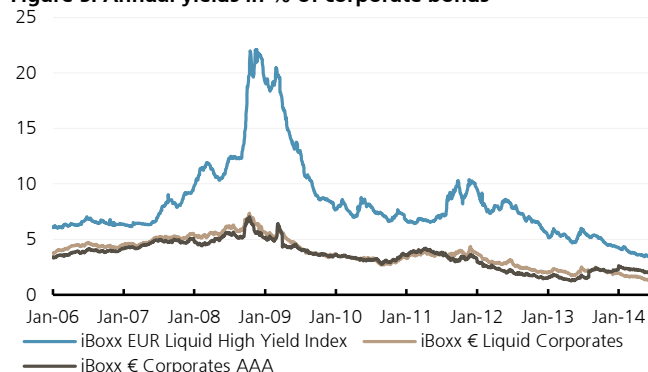
The ECB policy also aims to depreciate the EUR currency. The UBS WM Chief Investment Office expects a weaker EUR after a prolonged period of strength (UBS WM CIO *Currency markets*, 2 June 2014). Non-EUR funding investors should therefore consider hedge to mitigate the currency risk.

Figure 4: Annual yields in % of short-dated sovereign bonds



Source: Markit, UBS Global Asset Management, as of 30 May 2014

Figure 5: Annual yields in % of corporate bonds



Source: Markit, UBS Global Asset Management, as of 30 May 2014

Table 1: Performance of the UBS ETFs for the exposure with a focus on the Eurozone (as of 30 May 2014)

Fund name	Inception date	Performance				Excess Return (to index)			
		YTD May	2013	2012	2011	YTD May	2013	2012	2011
<b>Equities</b>									
UBS ETF – EURO STOXX 50 UCITS ETF (EUR) A-dis	29.10.2001	6.90%	22.14%	18.52%	-13.79%	0.53%	0.63%	0.47%	0.31%
UBS ETF – MSCI EMU UCITS ETF (EUR) A-dis	20.09.2002	6.79%	23.78%	19.68%	-14.70%	0.31%	0.41%	0.37%	0.19%
UBS ETF – MSCI EMU 100% hedged to CHF UCITS ETF (CHF) A-acc	31.07.2013	6.57%	-	-	-	-	-	-	-
UBS ETF – MSCI EMU 100% hedged to GBP UCITS ETF (GBP) A-dis	18.10.2013	6.87%	-	-	-	-	-	-	-
UBS ETF – MSCI EMU 100% hedged to GBP UCITS ETF (GBP) A-acc	30.09.2013	6.82%	-	-	-	-	-	-	-
UBS ETFs plc - MSCI EMU SF UCITS ETF (EUR) A-acc	23.03.2011	6.70%	22.90%	19.09%	-	0.22%	-0.46%	-0.21%	-
UBS ETF – MSCI EMU Value UCITS ETF (EUR) A-dis	05.10.2009	8.56%	26.38%	15.70%	-18.59%	0.57%	0.54%	0.20%	0.12%
UBS ETF – MSCI EMU Small Cap UCITS ETF (EUR) A-dis	17.10.2011	9.96%	33.80%	23.58%	-	-0.09%	-0.08%	-0.29%	-
UBS ETFs plc - MSCI EMU Growth SF UCITS ETF (EUR) A-acc	06.10.2011	4.73%	19.16%	23.34%	-	-0.17%	0.52%	0.51%	-
<b>Fixed Income</b>									
UBS ETF – Markit iBoxx € Sovereigns 1-5 UCITS ETF (EUR) A-dis	29.11.2013	1.90%	-	-	-	-0.06%	-	-	-
UBS ETF – Markit iBoxx € Liquid Corporates UCITS ETF (EUR) A-dis	24.01.2012	3.34%	1.18%	-	-	-0.07%	-0.13%	-	-
UBS ETF – Barclays Euro Area Liquid Corporates 1-5 Year UCITS ETF (EUR) A-dis	30.05.2014	-	-	-	-	-	-	-	-

Table 2: UBS ETFs (as of 30 May 2014)

Fund name	TER	AuM in USD m	NAV Repl- Cytation	Distri- bution	Listings / Key exchanges				
					SIX	XETRA	LSE	Borsa	ISIN
<b>Equities</b>									
UBS ETF – EURO STOXX 50 UCITS ETF (EUR) A-dis	0.15%	870	EUR Physical	Yes	CHF/EUR/GBP	EUR	GBP/EUR	EUR	LU0136234068
UBS ETF – MSCI EMU UCITS ETF (EUR) A-dis	0.23%	1'817	EUR Physical	Yes	CHF/EUR	EUR	GBP	EUR	LU0147308422
UBS ETF – MSCI EMU 100% hedged to CHF UCITS ETF (CHF) A-acc	0.33%	129	CHF Physical	No	CHF	-	-	-	LU0950669175
UBS ETF – MSCI EMU 100% hedged to GBP UCITS ETF (GBP) A-dis	0.33%	196	GBP Physical	Yes	GBP	-	GBP	-	LU0937835733
UBS ETF – MSCI EMU 100% hedged to GBP UCITS ETF (GBP) A-acc	0.33%	-	GBP Physical	No	GBP	-	GBP	-	LU0950669688
UBS ETF – MSCI EMU 100% hedged to USD UCITS ETF (USD) A-acc	0.33%	409	USD Physical	No	USD	-	-	-	LU0950669415
UBS ETFs plc - MSCI EMU SF UCITS ETF (EUR) A-acc	0.02%	232	EUR Synthetic	No	EUR	EUR	GBP	EUR	IE00B581M258
UBS ETF – MSCI EMU Value UCITS ETF (EUR) A-dis	0.25%	49	EUR Physical	Yes	EUR	EUR	GBP	EUR	LU0446734369
UBS ETF – MSCI EMU Small Cap UCITS ETF (EUR) A-dis	0.33%	21	EUR Physical	Yes	CHF/EUR	EUR	GBP	EUR	LU0671493277
UBS ETFs plc - MSCI EMU Growth SF UCITS ETF (EUR) A-acc	0.23%	7	EUR Synthetic	No	-	EUR	EUR	EUR	IE00B4MFJH03
<b>Fixed Income</b>									
UBS ETF – Markit iBoxx € Sovereigns 1-5 UCITS ETF (EUR) A-dis	0.17%	4	CHF Physical	Yes	CHF/EUR	-	-	EUR	LU0969639128
UBS ETF – Markit iBoxx € Liquid Corporates UCITS ETF (EUR) A-dis	0.23%	46	EUR Physical	Yes	CHF/EUR	EUR	GBP	EUR	LU0721553864
UBS ETF – Barclays Euro Area Liquid Corporates 1-5 Year UCITS ETF (EUR) A-dis	0.18%	-	EUR Physical	Yes	19.08.2014	18.06.2014	-	20.06.2014	LU1048314196

## How to contact us

<b>Contact</b>	Andrew Walsh – Head UBS ETF Sales UK Tel. +44 20 7901 5901/ Mob. +44 78 1804 7240 andrew.walsh@ubs.com	Florian Cisana – UBS ETF Sales UK Tel. +44 20 7901 5398 / Mob. +44 78 8009 6848 florian.cisana@ubs.com
<b>E-mail / Website</b>	ubs-etf-uk@ubs.com / ubs.com/etf	<b>Bloomberg</b> UETF <GO>

## About UBS ETFs

Passive capital investments have been a core competence of UBS Global Asset Management for over 30 years. Overall, this business unit, which also includes UBS ETFs, has assets under management amounting to £404bn (March 2014). Assets under management in UBS ETFs amount to around £10.6bn (May 2014). Thus, UBS is one of Europe's leading ETF providers and in terms of assets under management, and Europe's second largest provider of physically replicated ETFs (relating to the number of ETFs). UBS ETFs replicate 119 indices and therefore has a broad spectrum of ETFs for all key markets and investment classes. UBS ETFs offer investors ETFs in the fields of equities, bonds, precious metals, real estate, commodities and alternative investments. UBS ETFs are listed on all of Europe's leading stock exchanges: on the Borsa Italiana, the German Stock Exchange (XETRA), the London Stock Exchange (LSE), and the SIX Swiss Exchange.

For more information on UBS ETFs: [www.ubs.com/etf](http://www.ubs.com/etf)

Past performance is not a guide to future performance. The value of investments and the income from them may go down as well as up and are not guaranteed. Investors may not get back the amount originally invested. Changes in rates of exchange may cause the value of this investment to fluctuate. Investments in less developed markets may be more volatile than investments in more established markets. Synthetic replicated ETFs will use derivatives as part of their investment capabilities. These instruments carry a material level of risk and the Fund could potentially experience higher levels of volatility should the market move against them. In order to trade in derivative instruments we enter into an agreement with various counterparties. Whilst we assess the credit worthiness of each counterparty we enter into an agreement with, the Fund is at risk if that counterparty does not fulfil its obligations under the agreement. Any collateral paid by the Fund may not be returned, nor may any payments due to the Fund be made. Some of the markets in which the Fund may effect derivative transactions are "over-the-counter" or "interdealer" markets, which may be illiquid and are sometimes subject to larger spreads than exchange-traded derivative transactions. The participants in such markets are typically not subject to credit evaluation and regulatory oversight, which would be the case with members of "exchange-based" markets. This exposes the Fund to the risk that a counterparty will not settle a transaction in accordance with its terms and conditions because of a credit or liquidity problem with the counterparty. Delays in settlement may also result from disputes over the terms of the contract (whether or not bona fide) since such markets may lack the established rules and procedures for swift settlement of disputes among market participants found in "exchange-based" markets. These factors may cause the Fund to suffer a loss due to adverse market movements while replacement transactions are executed or otherwise. The UBS ETF Sicav is a recognised scheme under section 264 of the Financial Services and Markets Act 2000. It does seek UK Reporting Fund Status. The protections offered by the UK's regulatory system, and compensation under the Financial Services Compensation Scheme, will not be available. The returns payable to the fund are dependent on payments received by the fund from the swap counterparty under the terms of the relevant swap and, therefore are subject to credit risk of the swap counterparty. In the event that the swap counterparty defaults under the terms of the relevant swap, the funds may suffer a loss. The information contained in this document should not be considered a recommendation to purchase or sell any particular security and the opinions expressed are those of UBS Global Asset Management and are subject to change without notice. This material supports the presentation(s) given. It is not intended to be read in isolation and may not provide a full explanation of all the topics that were presented and discussed. Care has been taken to ensure the accuracy of the content, but no responsibility is accepted for any errors or omissions. This document is a marketing communication. Any market or investment views expressed are not intended to be investment research. **The document has not been prepared in line with the FCA requirements designed to promote the independence of investment research and is not subject to any prohibition on dealing ahead of the dissemination of investment research.** UBS funds under Luxembourg law. Prospectuses, simplified prospectuses, the articles of association or the management regulations as well as annual and semi-annual reports of UBS funds are available free of charge from UBS Fund Services (Luxembourg) S.A., P.O. Box 91, L-2010 Luxembourg or from UBS Global Asset Management (UK) Ltd, 21 Lombard Street, London, EC4R 9AH. The MSCI indexes are the exclusive property of MSCI Inc. ("MSCI"). MSCI and the MSCI index names are service mark(s) of MSCI or its affiliates and have been licensed for use for certain purposes by UBS AG ("UBS"). The products referred to herein are not sponsored, endorsed, or promoted by MSCI, and MSCI bears no liability with respect to any such product. The full prospectus of the UBS ETF Sicav contains a more detailed description of the limited relationship MSCI has with UBS and any related products. No purchaser, seller or holder of this product, or any other person or entity, should use or refer to any MSCI trade name, trademark or service mark to sponsor, endorse, market or promote this product without first contacting MSCI to determine whether MSCI's permission is required. Under no circumstances may any person or entity claim any affiliation with MSCI without the prior written permission of MSCI. Before investing in a product please read the latest simplified prospectus or prospectus carefully and thoroughly. Units of UBS funds mentioned herein may not be offered, sold or delivered in the United States. This information pays no regard to the specific or future investment objectives, financial or tax situation or particular needs of any specific recipient. The details and opinions contained in this document are provided by UBS without any guarantee or warranty and are for the recipient's personal use and information purposes only. This document is issued by UBS Global Asset Management (UK) Ltd and is intended for limited distribution to the clients and associates of UBS Global Asset Management. Use or distribution by any other person is prohibited. Copying any part of this publication without the written permission of UBS Global Asset Management is prohibited. Care has been taken to ensure the accuracy of its content, but no responsibility is accepted for any errors or omissions herein. UBS Global Asset Management (UK) Ltd is a subsidiary of UBS AG. Registered in England. UBS Global Asset Management (UK) Ltd and UBS Global Asset Management Funds Ltd are authorised and regulated by the Financial Conduct Authority. UBS Global Asset Management Life Ltd is authorised by the Prudential Regulation Authority and regulated by the Financial Conduct Authority and the Prudential Regulation Authority. Telephone calls may be recorded.  
© UBS 2014. The key symbol and UBS are among the registered and unregistered trademarks of UBS. All rights reserved. E37