

UBS ETF *Market Matters*

Controlling the Risk of Currency Volatility in an International Equity Portfolio

- The recent ECB announcement and Scotland's independence vote have triggered increased currency volatility.
- Currency volatility can add (undesired) noise to a portfolio of international equities and can increase its overall risk.
- Given low interest rate differentials, it can be beneficial for investors in international equity to mitigate currency risk by applying currency hedged building blocks.

Pawel Janus, Ph.D.
ETF Strategist, UBS Global Asset Management
pawel.janus@ubs.com

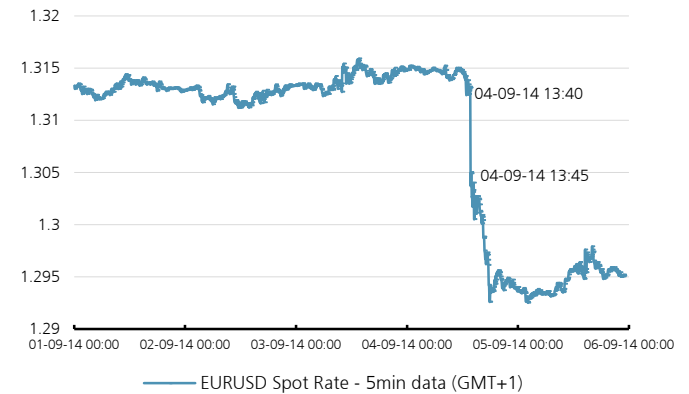
On Thursday September 4th, the ECB surprised global investors by announcing another set of monetary policy easing measures aimed at staving off EMU deflationary trends and stimulating an economic recovery. The key policy action was the cut in Eurozone rates by 10 basis points, to record low levels. In addition, the ECB pledged to begin purchasing private sector asset-backed securities. This news pushed the Euro down by 1.6% vs. the USD, with most of the value erosion taking place within a few minutes after the announcement (**Figure 1**). On that day, the Euro also dropped against other major currencies: 0.75% vs. GBP and 0.03% vs. CHF, closing in on the 1.20 floor of EUR/CHF, set by the SNB.

Currency market volatility has been low since 2012 (**Figure 2**). The majority of statistical models for realised volatility detect its mean-reverting property, implying one could expect currency volatility growth in the mid-term. Volatility tends to cluster for extended periods of time at above-average or below-average levels. The current geopolitical issues (Ukraine/Russia, Israel/Gaza or Scotland's independence vote) have actually triggered additional currency uncertainty. For investors interested in *pure* international equity exposure, increased currency volatility implies (undesired) volatility noise, as it provides no explicit return such as dividend, earnings growth or capital appreciation. While exchange rates fluctuate around long-run equilibriums, mid-term currency movements may substantially add to interim risk of international equity portfolio. The return-risk components of a single unhedged foreign equity investment are as follows.

unhedged return	≈	return in foreign currency on the investment	+	return on foreign currency in home currency		
variance of unhedged return	≈	variance of return in foreign currency on the investment	+	variance of return on foreign currency in home currency	+	twice covariance between return in foreign currency on the investment and return on foreign currency in home currency

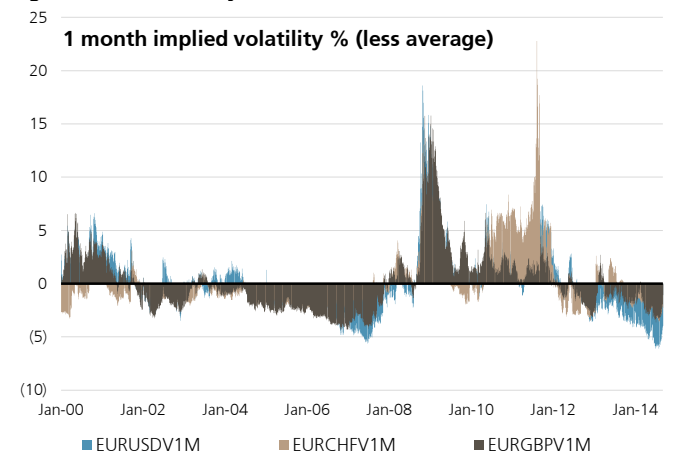
This shows that currency movements contribute to overall risk through their own variance and twice their covariance with foreign equity returns. With a positive relationship of foreign equity and foreign currency (positive covariance), investors may be compensated for additional risk. However, relative valuation depends on the magnitude of currency risk (variance term). In an unhedged international multi-currency equity portfolio, proper currency risk management involves the forecasting of possible currency movements, currencies' interrelationships, and currencies' relationships with foreign equities. Currency movements can be very dynamic and every investor needs to develop their own currency risk management tools to suit their investment objective. The following example shows a possible solution for global equity exposure achievable by aggregating regional currency hedged building blocks.

Figure 1: EURUSD in the week 02/09/2014-05/09/2014



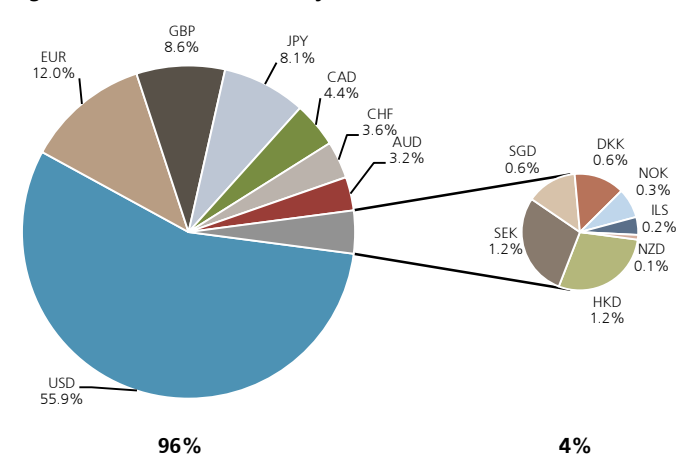
Source: Bloomberg, UBS Global Asset Management, as of 5 September 2014

Figure 2: EUR volatility



Source: Bloomberg, UBS Global Asset Management, as of 31 August 2014

Figure 3: MSCI World - currency allocation



Source: MSCI, UBS Global Asset Management, as of 31 August 2014

Global Equity – Currency Hedged Building Blocks

Assuming an investor has a global equity benchmarked portfolio implies a combined exposure to foreign equity markets and foreign currencies (long foreign equity and long local currency vs. home funding currency). **Figure 3** presents the current currency allocation of the MSCI World Index. The top seven currencies correspond to approx. 96% of the market capitalisation of the developed equity market, while the remaining currencies have individual contributions of less than or equal to 1%, totalling approx. 4%. One way to mitigate currency risk is by aggregating currency hedged regional building blocks. **Table 1** shows portfolio weights implied by currency allocation and assuming 4% is left in cash as a buffer or for discretionary reasons. While the MSCI World benchmark with a multi-currency hedge overlay is available the market, using a building block approach offers flexibility for discretionary decisions. For example, UBS Chief Investment Office Wealth Management overweights US equities and USD as a separate asset class (UBS Chief Investment Office WM, September 2014) implying a combined positive outlook for the *unhedged* US equity building block. The relevance of currency hedging is demonstrated in **Figure 4**, using an example with the MSCI Japan for a EUR investor. The performance of non-hedged exposure (left-hand scale) is largely driven by the JPY/EUR rate (right-hand scale). For example, while the MSCI Japan (JPY) increased by nearly 55% in 2013, the MSCI Japan non-hedged, denominated in EUR, increased by only 22% due to the strong decline of the JPY/EUR exchange rate throughout this year.

Hedging Method – Exchange Traded Funds

Currency hedging is commonly carried out with forward contracts, which are agreements between counterparties to buy or sell one currency against another, at a pre-specified exchange rate (forward rate) and pre-defined time (1 month, 1 week, 1 day etc.). The agreed forward rate is derived from the spot rate and interest rate differential of the hedged and base currency. The forward rate can be either at premium or discount to the spot rate, depending on whether the interest rate of the base currency is lower (premium) or higher (discount) than the interest rate of the foreign currency. Unlike the future spot rate, the forward rate is known at the beginning of the contract and the difference between the forward rate and the current spot (forward points) determines the part of the expected currency movement driven by the interest rate differential. **Figure 5** shows the current annualized forward premium/discounts of the USD, which are proportional to short-term interest rate differentials. The major developed economies have been in a low interest rate environment since 2009, with the only substantial "outlier" being AUD. The overall low interest rate differentials among major developed currencies suggest that opportunity costs of hedging are relatively small, while currency "surprises" (Figure 1) may occur.

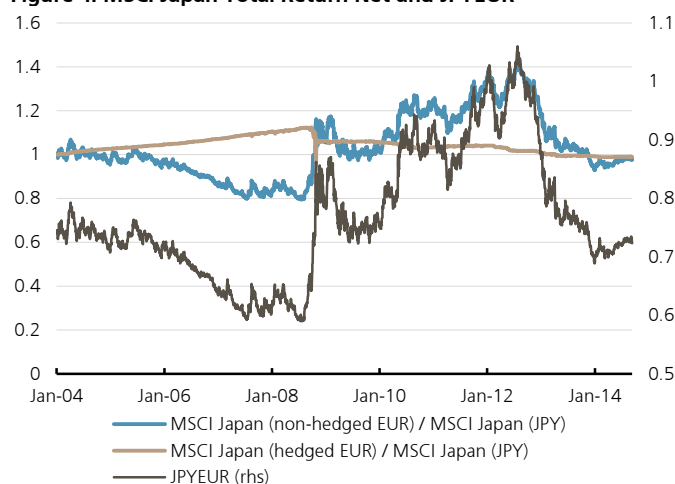
Currency hedging in an Exchange Traded Fund (ETF) follows the mechanics described in the index provider's rule book. It typically involves rolling a one-month forward contract at the end of the business month, with the notional amount calculated at month end. The direct costs of hedging involve mainly transaction costs (incl. bid-ask spreads) and custody fees for both a) the opening and closing of hedging contracts and b) hedging investment activities for the underlying equity baskets due to realised currency profit or loss. The hedge ratio is determined by notional amount at the beginning of the forward contract, and no adjustments are carried out throughout the contract duration (intra-month), implying that an under- or over-hedge is possible, dependent on investment movements. While daily hedging (using Tomorrow Next forward contracts) is technically feasible, it is cost intensive. UBS Global Asset Management offers a wide range of physically replicated currency hedged building blocks ETFs listed in **Table 2**.

Table 1: MSCI World exposure hedged by building blocks

Investor	MSCI USA	MSCI EMU	MSCI UK	MSCI Switzerland	MSCI Japan	MSCI Canada	MSCI Australia
USD Investor	56%	12%	9%	4%	8%	4%	3%
	(h. to USD)	(h. to USD)	(h. to USD)	(h. to USD)	(h. to USD)	(h. to USD)	(h. to USD)
EUR Investor	56%	12%	9%	4%	8%	4%	3%
	(h. to EUR)	(h. to EUR)	(h. to EUR)	(h. to EUR)	(h. to EUR)	(h. to EUR)	(h. to EUR)
GBP Investor	56%	12%	9%	4%	8%	4%	3%
	(h. to GBP)	(h. to GBP)	(h. to GBP)	(h. to GBP)	(h. to GBP)	(h. to GBP)	(h. to GBP)
CHF Investor	56%	12%	9%	4%	8%	4%	3%
	(h. to CHF)	(h. to CHF)	(h. to CHF)	(h. to CHF)	(h. to CHF)	(h. to CHF)	(h. to CHF)

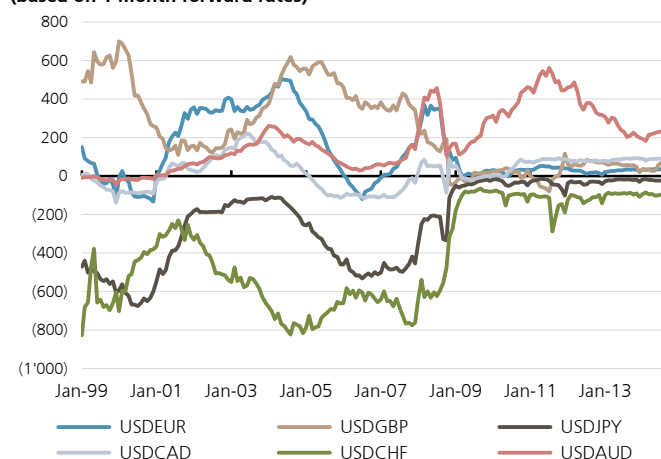
Source: UBS Global Asset Management, as of 31 August 2014

Figure 4: MSCI Japan Total Return Net and JPYEUR



Source: Bloomberg, UBS Global Asset Management, as of 31 August 2014

Figure 5: Annualized Forward Premium/Discount of the USD (based on 1-month forward rates)



Source: Bloomberg, UBS Global Asset Management, as of 31 August 2014

For all charts/tables: Past performance is not a reliable indicator for the future.

Table 2: UBS ETFs - currency hedged equity building blocks offering as of August 2014

Fund name	TER	AuM in USD m	NAV Repl- Cyc cation	Distri- bution	Listings / Key exchanges					
					SIX	XETRA	LSE	Borsa	ISIN	
CHF hedged										
UBS ETF (LU) MSCI Switzerland UCITS ETF	0.20%	296	CHF Physical	No	CHF				EUR	LU0977261329
UBS ETF (IE) MSCI Australia hedged to CHF UCITS ETF	0.50%	6	CHF Physical	No	CHF					IE00BD4TY675
UBS ETF (IE) MSCI USA hedged to CHF UCITS ETF	0.30%	188	CHF Physical	No	CHF					IE00BD4TYL27
UBS ETF (LU) MSCI Canada hedged to CHF UCITS ETF	0.43%	222	CHF Physical	No	CHF					LU0950673011
UBS ETF (LU) MSCI EMU hedged to CHF UCITS ETF	0.33%	86	CHF Physical	No	CHF					LU0950669175
UBS ETF (LU) MSCI Japan hedged to CHF UCITS ETF	0.45%	131	CHF Physical	No	CHF					LU0950672120
UBS ETF (LU) MSCI United Kingdom hedged to CHF UCITS ETF	0.30%	221	CHF Physical	No	CHF					LU0950671072
EUR hedged										
UBS ETF (LU) MSCI EMU UCITS ETF	0.23%	1'630	EUR Physical	Yes	CHF/EUR	EUR	Gbp	EUR		LU0147308422
UBS ETF (LU) EURO STOXX 50 UCITS ETF	0.15%	848	EUR Physical	Yes	CHF/EUR/GBP	EUR	Gbp/EUR	EUR		LU0136234068
UBS ETF (IE) MSCI Australia hedged to EUR UCITS ETF	0.50%	6	EUR Physical	No	EUR			EUR		IE00BD4TY899
UBS ETF (IE) MSCI USA hedged to EUR UCITS ETF	0.30%	504	EUR Physical	Yes	EUR					IE00BD4TYF66
UBS ETF (IE) MSCI USA hedged to EUR UCITS ETF			EUR Physical	No	EUR	EUR		EUR	IE00BD4TYG73	
UBS ETF (LU) MSCI Canada hedged to EUR UCITS ETF	0.43%	282	EUR Physical	No	EUR	EUR		EUR		LU0950673284
UBS ETF (LU) MSCI Japan hedged to EUR UCITS ETF	0.45%	110	EUR Physical	Yes	EUR					LU0937837945
UBS ETF (LU) MSCI Japan hedged to EUR UCITS ETF			EUR Physical	No	EUR	EUR		EUR	LU0950672476	
UBS ETF (LU) MSCI Switzerland hedged to EUR UCITS ETF	0.30%	105	EUR Physical	Yes	EUR					LU0979892220
UBS ETF (LU) MSCI Switzerland hedged to EUR UCITS ETF			EUR Physical	No	EUR			EUR	LU0977260941	
UBS ETF (LU) MSCI United Kingdom hedged to EUR UCITS ETF	0.30%	161	EUR Physical	Yes	EUR					LU0937836970
UBS ETF (LU) MSCI United Kingdom hedged to EUR UCITS ETF			EUR Physical	No	EUR	EUR		EUR	LU0950671239	
USD hedged										
UBS ETF (LU) MSCI USA UCITS ETF	0.20%	1'935	USD Physical	Yes	CHF/USD/GBP	EUR		EUR		LU0136234654
UBS ETF (IE) S&P 500 Index SF UCITS ETF	0.05%	151	USD Synthetic	No	USD	USD	Gbp	EUR		IE00B4JY5R22
UBS ETF (IE) MSCI Australia hedged to USD UCITS ETF	0.50%	7	USD Physical	No	USD					IE00BD4TYD43
UBS ETF (LU) MSCI Canada hedged to USD UCITS ETF	0.43%	184	USD Physical	No	USD					LU0950673441
UBS ETF (LU) MSCI EMU hedged to USD UCITS ETF	0.33%	432	USD Physical	Yes	USD					LU0937835576
UBS ETF (LU) MSCI EMU hedged to USD UCITS ETF			USD Physical	No	USD				LU0950669415	
UBS ETF (LU) MSCI Japan hedged to USD UCITS ETF	0.45%	174	USD Physical	Yes	USD					LU0979891768
UBS ETF (LU) MSCI Japan hedged to USD UCITS ETF			USD Physical	No	USD				LU0977260867	
UBS ETF (LU) MSCI Switzerland hedged to USD UCITS ETF	0.30%	82	USD Physical	Yes	USD					LU0979892659
UBS ETF (LU) MSCI Switzerland hedged to USD UCITS ETF			USD Physical	No	USD				LU0977261089	
UBS ETF (LU) MSCI United Kingdom hedged to USD UCITS ETF	0.30%	164	USD Physical	Yes	USD					LU0937837275
UBS ETF (LU) MSCI United Kingdom hedged to USD UCITS ETF			USD Physical	No	USD				LU0950671403	
GBP hedged										
UBS ETF (LU) FTSE 100 UCITS ETF	0.20%	274	GBP Physical	Yes	CHF/GBP	EUR	Gbp	EUR		LU0136242590
UBS ETF (LU) MSCI United Kingdom UCITS ETF	0.20%	746	GBP Physical	Yes	CHF/GBP			Gbp		LU0937836467
UBS ETF (IE) MSCI Australia hedged to GBP UCITS ETF	0.50%	5	GBP Physical	Yes	GBP			Gbp		IE00BD4TY907
UBS ETF (IE) MSCI Australia hedged to GBP UCITS ETF			GBP Physical	No	GBP			Gbp	IE00BD4TYB29	
UBS ETF (IE) MSCI USA hedged to GBP UCITS ETF	0.30%	44	GBP Physical	Yes	GBP			Gbp		IE00BD4TYH80
UBS ETF (IE) MSCI USA hedged to GBP UCITS ETF			GBP Physical	No	GBP			Gbp	IE00BD4TYJ05	
UBS ETF (LU) MSCI Canada hedged to GBP UCITS ETF	0.43%	83	GBP Physical	Yes	GBP			Gbp		LU0937838836
UBS ETF (LU) MSCI Canada hedged to GBP UCITS ETF			GBP Physical	No	GBP			Gbp	LU0950673797	
UBS ETF (LU) MSCI EMU hedged to GBP UCITS ETF	0.33%	198	GBP Physical	Yes	GBP			Gbp		LU0937835733
UBS ETF (LU) MSCI EMU hedged to GBP UCITS ETF			GBP Physical	No	GBP			Gbp	LU0950669688	
UBS ETF (LU) MSCI Japan hedged to GBP UCITS ETF	0.45%	79	GBP Physical	Yes	GBP			Gbp		LU0969638401
UBS ETF (LU) MSCI Japan hedged to GBP UCITS ETF			GBP Physical	No	GBP			Gbp	LU0969638583	
UBS ETF (LU) MSCI Switzerland hedged to GBP UCITS ETF	0.30%	10	GBP Physical	Yes	GBP			Gbp		LU0977261246
UBS ETF (LU) MSCI Switzerland hedged to GBP UCITS ETF			GBP Physical	No	GBP			Gbp	LU0977261162	
SGD hedged										
UBS ETF (LU) MSCI Canada hedged to SGD UCITS ETF	0.43%	6	SGD Physical	No	SGD					LU1048313461
UBS ETF (LU) MSCI EMU hedged to SGD UCITS ETF	0.33%	12	SGD Physical	No	SGD					LU1048312653
UBS ETF (LU) MSCI Japan hedged to SGD UCITS ETF	0.45%	15	SGD Physical	No	SGD					LU1048313206
UBS ETF (LU) MSCI Switzerland hedged to SGD UCITS ETF	0.30%	6	SGD Physical	No	SGD					LU1048313628
UBS ETF (LU) MSCI United Kingdom hedged to SGD UCITS ETF	0.30%	6	SGD Physical	No	SGD					LU1048313032

AuM in USD, million, as of end August 2014.

How to contact us

Contact	Andrew Walsh – Head UBS ETF Sales UK & Ireland Tel. +44 20 7901 5901/ Mob. +44 78 1804 7240 andrew.walsh@ubs.com	Florian Cisana – UBS ETF Sales UK & Ireland Tel. +44 20 7901 5398 / Mob. +44 78 8009 6848 florian.cisana@ubs.com
E-mail / Website	ubs-etf-uk@ubs.com / ubs.com/etf	Bloomberg UETF <GO>

About UBS ETFs

Passive capital investments have been a core competence of UBS Global Asset Management for over 30 years. This business segment, which includes UBS ETFs, has assets under management of GBP 128,4 billion (June 2014). Assets under management in UBS ETFs total approx. GBP 11,8 billion (July 2014). UBS is one of Europe's leading ETF providers, and Europe's second largest provider of physically replicated ETFs (measured by assets under management). UBS ETFs replicates 138 indices covering equities, bonds, precious metals, real estate, commodities and alternative investments. UBS ETFs are listed on four of Europe's leading stock exchanges: the London Stock Exchange (LSE), the SIX Swiss Exchange, the German Stock Exchange (XETRA), and Borsa Italiana.

For more information on UBS ETFs: www.ubs.com/etf



UBS Global Asset Management (UK) Ltd is a subsidiary of UBS AG. Registered in England. UBS Global Asset Management (UK) Ltd and UBS Global Asset Management Funds Ltd are authorised and regulated by the Financial Conduct Authority. UBS Global Asset Management Life Ltd is authorised by the Prudential Regulation Authority and regulated by the Financial Conduct Authority and the Prudential Regulation Authority. Telephone calls may be recorded.

This document is for Professional Clients only. It is not to be distributed to or relied upon by Retail Clients under any circumstances.

The document has not been prepared in line with the FCA requirements designed to promote the independence of investment research and is not subject to any prohibition on dealing ahead of the dissemination of investment research.

The Luxembourg and Irish domiciled funds are recognised scheme under section 264 of the Financial Services and Markets Act 2000. They seek UK Reporting Fund Status. The protections offered by the UK's regulatory system, and compensation under the Financial Services Compensation Scheme, will not be available.

The Switzerland domiciled funds are not recognised under section 264 of the Financial Services and Markets Act and are therefore subject to the restrictions on promotion in section 238 of the Financial Services and Markets Act.

The returns payable to the fund are dependent on payments received by the fund from the swap counterparty under the terms of the relevant swap and, therefore are subject to credit risk of the swap counterparty. In the event that the swap counterparty defaults under the terms of the relevant swap, the funds may suffer a loss.

This material supports the presentation(s) given. It is not intended to be read in isolation and may not provide a full explanation of all the topics that were presented and discussed. Care has been taken to ensure the accuracy of the content, but no responsibility is accepted for any errors or omissions. Please note that past performance is not a guide to the future. The value of investments and the income from them may go down as well as up, and investors may not get back the original amount invested. This document is a marketing communication. Any market or investment views expressed are not intended to be investment research.

The document has not been prepared in line with the FCA requirements designed to promote the independence of investment research and is not subject to any prohibition on dealing ahead of the dissemination of investment research. The information contained in this document should not be considered a recommendation to purchase or sell any particular security and the opinions expressed are those of UBS Global Asset Management and are subject to change without notice. Furthermore, there can be no assurance that any trends described in this document will continue or that forecasts will occur because economic and market conditions change frequently. This document does not create any legal or contractual obligation with UBS Global Asset Management. The recipient agrees that this information shall remain strictly confidential where it relates to the Investment Manager's business. The prior consent of UBS Global Asset Management (UK) Ltd should be obtained prior to the disclosure of commercially sensitive information to a third party (excluding the professional advisors of the recipient). Information reasonably deemed to be commercially sensitive and obtained from UBS Global Asset Management (UK) Ltd should not be disclosed. This information is supplied with a reasonable expectation that it will not be made public. If you receive a request under the Freedom of Information Act 2000 for information obtained from UBS Global Asset Management (UK) Ltd we ask that you consult with us. We also request that any information obtained from UBS Global Asset Management (UK) Ltd in your possession is destroyed as soon as it is no longer required. This document may not be reproduced, redistributed or republished for any purpose without the written permission of UBS AG.

This document is issued by [UBS Global Asset Management (UK) Ltd] and is intended for limited distribution to the clients and associates of UBS Global Asset Management. Use or distribution by any other person is prohibited. Copying any part of this publication without the written permission of UBS Global Asset Management is prohibited. Care has been taken to ensure the accuracy of its content, but no responsibility is accepted for any errors or omissions herein.

© UBS 2014. The key symbol and UBS are among the registered and unregistered trademarks of UBS. All rights reserved. E37