

# UBS Life World Ex-UK Equity Tracker Fund

**Fund Type**

Passive World ex-UK equities for exempt approved UK pension funds.

**Fund objective**

The Fund aims to match the performance of the FTSE Developed ex UK Index measured in Sterling.

**Fund description**

The Fund invests in a range of international equities.

Past performance is not a guide to future performance. The value of investments and the income from them can go down as well as up and are not guaranteed. You may not get back the amount originally invested.

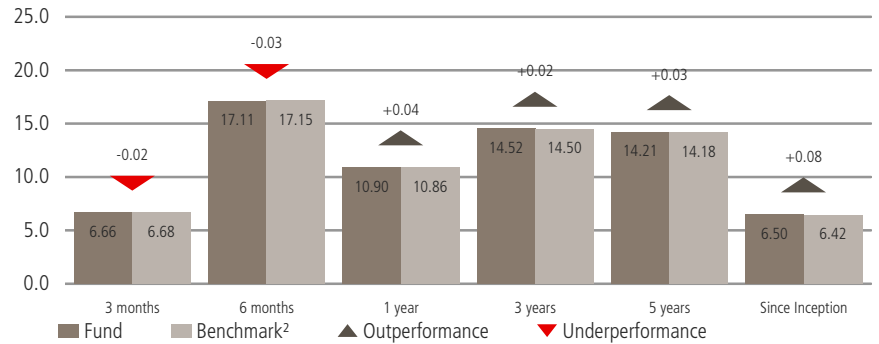
Performance is based upon the underlying net asset value (NAV) price of 'A' Units. 'A' Units do not incur any fees or charges levied by the manager. The Fund is priced as at month end for performance and reporting purposes.

Changes in rates of exchange may cause the value of this investment to fluctuate.

As at 1 July 2015 companies involved in controversial weapons were banned from the passive market capitalisation weighted life funds. The stocks are identified by Ethix SRI Advisors. Given their relatively low number and index weightings, the ban has a minimal impact on expected tracking errors<sup>4</sup>. However, for the affected funds, at an individual stock level there may be a few larger weight deviations relative to the index than observed previously.

**Quick facts**

Status	Unit Linked Insurance Fund
Launch date	30 November 2000
Fund size	GBP 3691.5m
Predicted tracking accuracy	± 0.30% p.a.
Indexation method	Full replication
Initial charge	None
Exit charge	None
Pricing basis <sup>1</sup>	Swinging single price. Mid-pricing basis, based on close of business previous working day
Dealing	Daily
Sedol codes	0264271 (A Units) 0264323 (B Units)

**Performance (%)**


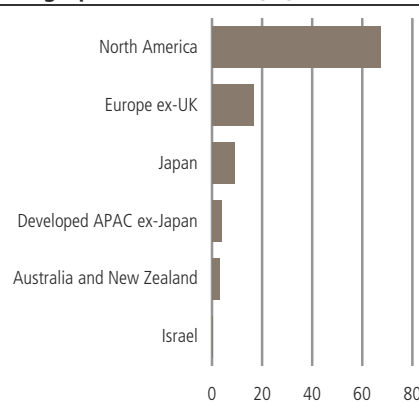
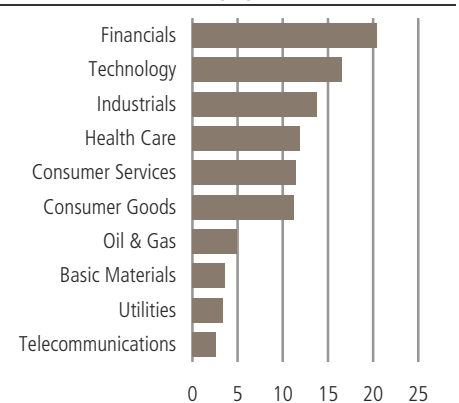
For periods greater than 1 year, annualised returns are shown. Rounding may occur.

**Rolling 12 Months (%)**

	Q2 2018 to Q2 2019	Q2 2017 to Q2 2018	Q2 2016 to Q2 2017	Q2 2015 to Q2 2016	Q2 2014 to Q2 2015
Fund	10.90	9.85	23.29	16.00	11.52
Benchmark <sup>2</sup>	10.86	9.87	23.25	15.97	11.46

**Calendar year performance (%)**

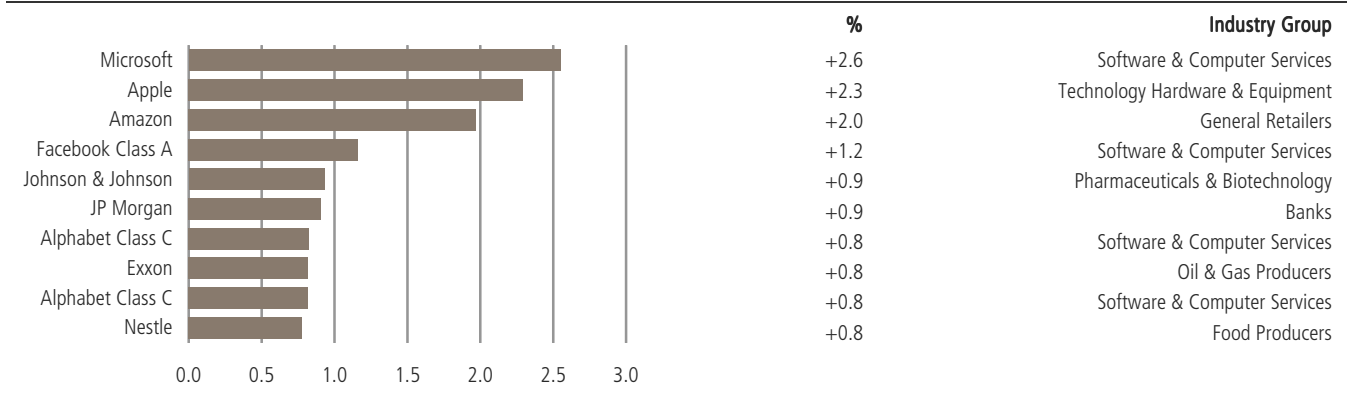
	2018	2017	2016	2015	2014
Fund	-2.49	13.18	29.81	6.08	12.64
Benchmark <sup>2</sup>	-2.54	13.18	29.81	6.00	12.62

**Geographic breakdown (%)<sup>3</sup>**

**Sector breakdown (%)<sup>3</sup>**

**Fund risk analysis**

	1 year	3 years	5 years
Annualised Standard Deviation of Fund <sup>5</sup>	14.37	10.21	10.32
Annualised Standard Deviation of Index <sup>5</sup>	14.40	10.23	10.35
Tracking Error <sup>6</sup>	0.05	0.04	0.04

<sup>5</sup>For periods greater than 1 year, the annualised standard deviation is based on monthly logarithmic returns. <sup>6</sup>Tracking error is the standard deviation of the difference between the monthly portfolio and benchmark returns, based on logarithmic returns and is annualised for periods greater than 1 year. Please note that historical tracking error is not a guide to the future. Tracking error levels will vary according to market conditions. For periods greater than 1 year, annualised returns are used to calculate the value added and the tracking error. <sup>4</sup>Ex-ante tracking error is calculated using an appropriate risk system and risk model. The ex-ante tracking error is an indicative forecast only and may not reflect the realised (ex-post) tracking error experienced by the Portfolio.

### Ten largest stocks in the benchmark (%)<sup>3</sup>



Source for all data UBS Asset Management unless otherwise specified.

Details of fees and charges for institutional investors are available on request. Scheme members should consult their scheme administrator if they require details of how charges affect their plan or how to invest in the Fund.

"FTSE Russell®" is a trade mark of the London Stock Exchange Plc and The Financial Times Limited and is used by FTSE Russell International Limited ("FTSE Russell") under licence. "All-Share" is a trade mark of FTSE Russell. The FTSE Russell Indices are calculated by FTSE Russell. FTSE Russell does not sponsor, endorse or promote this product and is not in any way connected to it and does not accept any liability in relation to its issue, operation and trading. All copyright in the Index vests in FTSE Russell. UBS Asset Management (UK) Ltd has obtained full licence from FTSE Russell to use the Index in the creation of this product.

<sup>1</sup> Investing and disinvesting charges reflecting the actual cost of dealing in the assets will be borne by the investor.

<sup>2</sup> As of January 2015, the official FTSE Russell net GBP index is shown, for periods prior to that date the benchmark was internally calculated net of appropriate withholding tax where applicable.

<sup>3</sup> Information shown is that of the index. The Fund seeks to track the index using full replication, rebalancing where required. For practical reasons, on a day-to-day basis, Fund weights may be marginally different from the index. Source: RIMES.

#### Economic overview

Global economic growth has continued to decelerate amid the uncertainty associated with trade and technology conflicts. The presence of ongoing geopolitical risks suggests the world economy is more likely to stabilize below trend in the second half of 2019 than above it. While we still expect the global economy to ultimately steady without a hard landing, it now looks to be slipping below trend over coming quarters.

Our view that a soft landing is achievable is built on resilience of developed economy labour markets and consumption, along with policy responses from the US Federal Reserve (Fed) and China to protect their economies.

There was a high degree of anticipation amongst investors for much of the quarter, ahead of the G20 meeting of major government leaders. In the end, the burgeoning optimism could be seen as well founded as there was agreement to resume the stalled trade talks between the US and China.

#### Fund manager comment

Following the FTSE quarterly review in June, two stocks were added to the index and two stocks were deleted from the index, along with various changes in the shares in issue of the index constituents. Two-way turnover totalled 1.31%.

Also during the quarter, but outside of the review Dow was added to the index following a spin-off from DowDuPont. Uber Technologies was added to the index following an IPO.

Activity in the Fund reflected these changes.

#### Rachel Perini, CFA

Business Development Director

rachel.perini@ubs.com

020 7901 5776

[www.ubs.com/am-uk](http://www.ubs.com/am-uk)

This document is a marketing communication. Any market or investment views expressed are not intended to be investment research. **The document has not been prepared in line with the FCA requirements designed to promote the independence of investment research and is not subject to any prohibition on dealing ahead of the dissemination of investment research.** The information contained in this document should not be considered a recommendation to purchase or sell any particular security and the opinions expressed are those of UBS Asset Management and are subject to change without notice. Furthermore, there can be no assurance that any trends described in this document will continue or that forecasts will occur because economic and market conditions change frequently. The Fund is offered by UBS Asset Management Life Ltd and is only available to exempt approved UK pension schemes. All details set out above are provided by UBS Asset Management Life Ltd, 5 Broadgate, London EC2M 2QS, tel: 020 7901 5000. Registered in England no. 3280762. All details are for information only and do not constitute a recommendation. UBS Asset Management Life Ltd is a member of UBS AG and is authorised by the Prudential Regulation Authority and regulated by the Financial Conduct Authority and the Prudential Regulation Authority. Telephone calls may be recorded. © UBS 2019. The key symbol and UBS are among the registered and unregistered trademarks of UBS. All rights reserved.