




# App-2-App activation

Self-activate the **Access App** on a new device with an existing one.



# Use Access App on your existing device to securely activate Access App on your new device with just a few taps.

Follow the instructions below to quickly get started.

## 1 Do you have Access App activated on your existing mobile device?

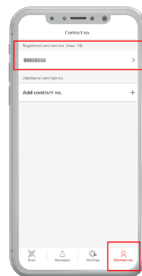
If yes, you may open the app and find your contract number by clicking "Contract no." on the footer, then proceed to step 2.

If you don't have the Access App activated on any device or have no contract number, please call the UBS Digital Banking hotline at

Singapore: +65-6495 8333

or

Hong Kong: +852-2971 7111.



## 2 Do you have the Access App installed on your new mobile device?

### a Yes

You may proceed to step 3.

### b No

Install the Access App from your mobile device's app store.



> [Download for iOS and Android](#)



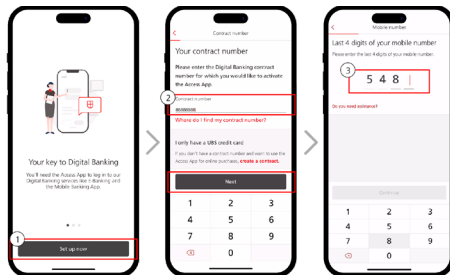
> [Huawei AppGallery download guide](#)

\*App-2-App activation works across different OS systems, e.g. Android devices can activate iOS devices and vice versa.

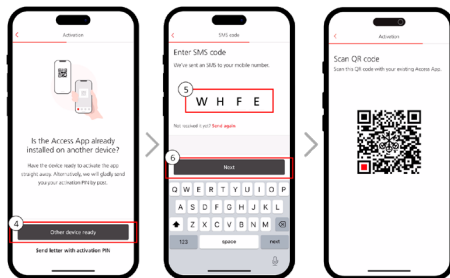
### 3 Begin Access App activation on your new device.

Follow these steps on your new mobile device to complete the activation.

1. Launch the Access App and select "Set up now".
2. Input the contract number. Then, select "Next".
3. Input the last four digits of the mobile number registered with the contract number.



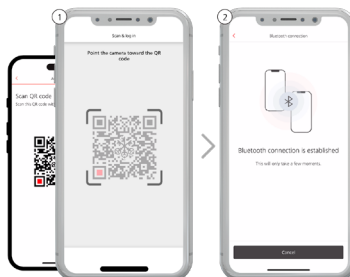
4. Select "Other device ready".  
\* Bluetooth is required for both devices during the activation.
5. After, you will receive an SMS code to the mobile number registered with the contract number. Input the SMS code in the blanks.
6. Select "Next" and you will see a QR code on the screen.



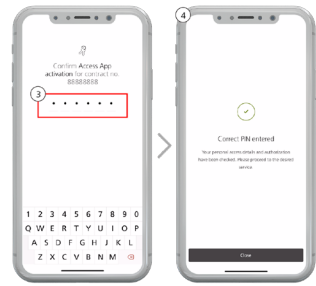
### 4 Continue Access App activation on your existing device.

Follow these steps on your existing mobile device to continue with the activation.

1. Launch the Access App and scan the QR code shown on your new mobile device.
2. Wait a few moments as a Bluetooth connection between the two devices is being established.

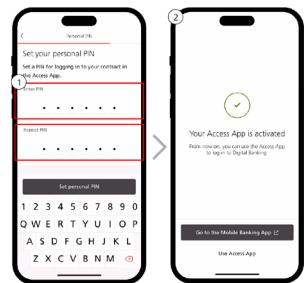


3. Enter the PIN you use to log in to your Access App.
4. The authorization is successful.  
\* You may now head back to your new mobile device to finish activating the Access App.



## 5 Complete Access App activation on your new device.

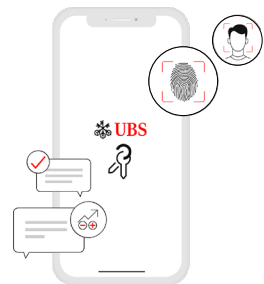
1. Set up a login PIN for logging in to your contract in the Access App on your new mobile device.  
\* PIN must be alphanumeric, with at least one number and one letter.
2. Your Access App is successfully activated on your new mobile device.  
\* The Access App on your existing mobile device is not affected.



## 6 Your Access App is now ready to use.

If you need assistance, contact the UBS Digital Banking hotline.

Singapore: +65-6495 8333  
Hong Kong: +852-2971 7111  
Monday to Friday: 7am - 8pm;  
Saturday: 9am - 5pm





> [Learn more about Access App activation.](#)

This material has no regard to the specific investment objectives, financial situation or particular needs of any specific recipient and is published solely for information purposes. No representation or warranty, either express or implied is provided in relation to the accuracy, completeness or reliability of the information contained herein, nor is it intended to be a complete statement or summary of the developments referred to in this material. This material does not constitute an offer to sell or a solicitation to offer to buy or sell any securities or investment instruments, to effect any transactions or to conclude any legal act of any kind whatsoever. Nothing herein shall limit or restrict the particular terms of any specific offering. No offer of any interest in any product will be made in any jurisdiction in which the offer, solicitation or sale is not permitted, or to any person to whom it is unlawful to make such offer, solicitation or sale. Not all products and services are available to citizens or residents of all countries. Any opinions expressed in this material are subject to change without notice and may differ or be contrary to opinions expressed by other business areas or divisions of UBS AG or its affiliates ("UBS") as a result of using different assumptions and criteria. UBS is under no obligation to update or keep current the information contained herein. Any charts and scenarios are for illustrative purposes only. Historical performance is no guarantee for and is not an indication of future performance. Neither UBS AG nor any of its affiliates, directors, employees or agents accepts any liability for any loss or damage arising out of the use of all or any part of this material. UBS specifically prohibits the redistribution or reproduction of this material in whole or in part without the prior written permission of UBS, and UBS accepts no liability whatsoever for the actions of third parties in this respect.

All pictures or images ("images") herein are for illustrative, informative or documentary purposes only, in support of subject analysis and research. Images may depict objects or elements which are protected by third party copyright, trademarks and other intellectual property rights. Unless expressly stated, no relationship, association, sponsorship or endorsement is suggested or implied between UBS and these third parties.

© UBS 2024. The key symbol and UBS are among the registered and unregistered trademarks of UBS. All rights reserved.

UBS AG, Singapore Branch (UEN S98FC5560C) or, as the case may be, Hong Kong Branch, incorporated in Switzerland with limited liability.

Information is accurate as of 25 June 2024.

