

Instrument Search in Digital Banking :


You can access to the trading page in Digital Banking via : **Markets & Trading > Buy Order**

- Search can be done using : **Instrument name, ISIN, Valor and Symbol.**


Example as shown :

ABCD / AC / 123456 / TST123

Portfolio




Search


 **Equities (5+)** ×

Instrument	Symbol	Valor	Currency	
ABCD	AC	123456	USD	Buy

Portfolio



Search

 **Equities (5)** ×

Instrument	Symbol	ISIN	Currency	
ABCD	AC	TST123	USD	Buy

**** Please note for searching of HK equities, please omit the initial "0" as we do not have instrument identifier starting with "0"**

Instrument search via Quotes :

You can access to the quotes page from Digital Banking via : **Markets & Trading > Quotes**

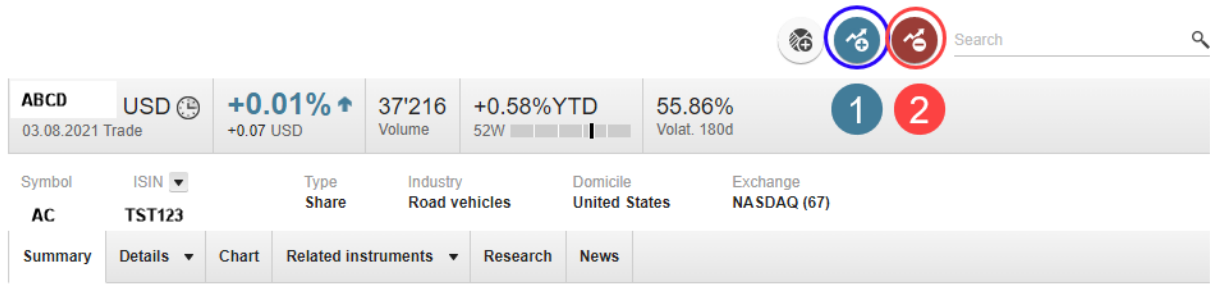
- Click onto search and enter any of the following: **Instrument name, ISIN, Valor, and Symbol.**

The screenshot shows the UBS Markets & Trading interface. At the top, there is a navigation bar with 'Quotes', 'Investment views', and 'Impact'. Below this, a search bar contains the text 'ABCD'. The main content area displays a 'Market overview' card for 'ABCD Rg'. The card shows a price of '100 USD', a change of '+ 0.01 %', and a volume of '28'195'. The card is highlighted with a red border. Below the card, there is a 'News' section and two buttons: 'Add' and 'Details', with the 'Details' button also highlighted with a red border.

After selection have been made the below screen will appear and select : **Details** for more information.

The screenshot shows the 'Details' screen for the instrument 'ABCD Rg'. The screen is mostly blank, with a 'News' section at the top. At the bottom, there are two buttons: 'Add' and 'Details', with the 'Details' button highlighted with a red border.

Select the symbol (1) for Buy Order & (2) for Sell Order . It will prompt you back to the digital banking webpage as with the ISIN inputted for client's to select an portfolio.

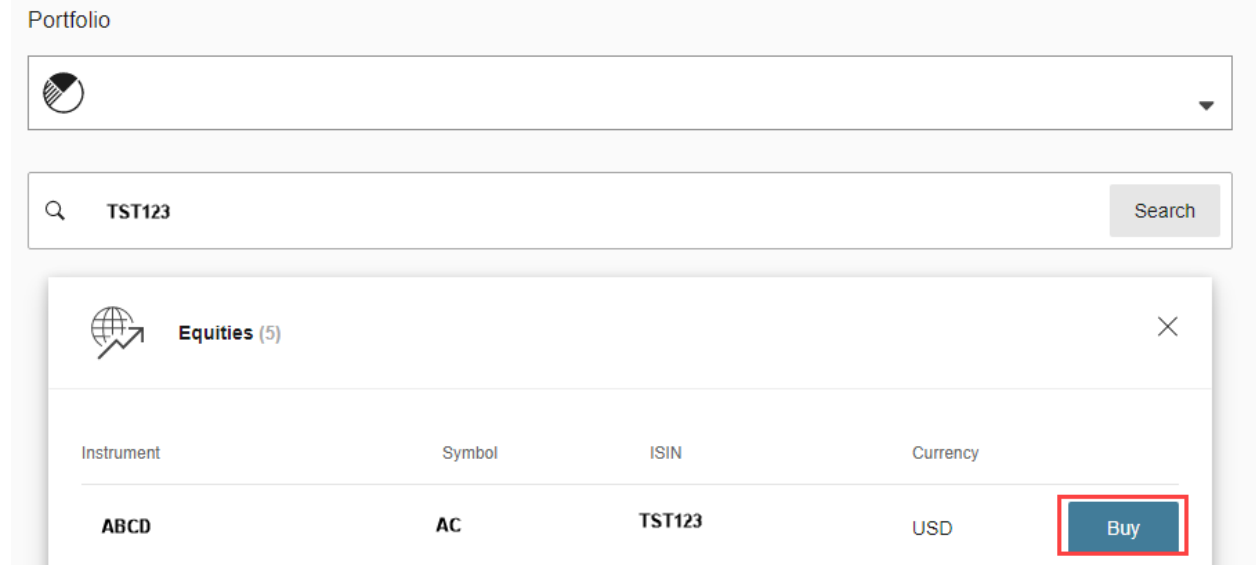


Market data summary for ABCD stock. The interface includes a search bar at the top right with a magnifying glass icon. Below it, a summary bar shows: ABCD, USD, +0.01% ↑ (+0.07 USD), 37'216 Volume, +0.58% YTD (52W), and 55.86% Volat. 180d. Two circular icons are present: a blue one with '1' and a red one with '2'. Below the summary bar, a table lists details: Symbol (AC), ISIN (TST123), Type (Share), Industry (Road vehicles), Domicile (United States), and Exchange (NASDAQ (67)). At the bottom, a navigation bar includes Summary, Details, Chart, Related instruments, Research, and News.



Portfolio selection interface. It features a dropdown menu with the text "Please select a portfolio." and a search bar containing "TST123" with a "Search" button.

After a portfolio have been selected, the below information will appear and click onto **Buy**, and it will bring you to the ordering page. As below to input the details for your order.



Order entry interface. It shows a dropdown menu with a globe icon, a search bar with "TST123" and a "Search" button, and a modal window titled "Equities (5)". The modal window contains a table with columns: Instrument, Symbol, ISIN, Currency, and a "Buy" button.

Instrument	Symbol	ISIN	Currency	Buy
ABCD	AC	TST123	USD	Buy

Quantity *

Trading place
Best execution (XNAS). USD

Change

Order type
Limit order / Market order

USD

Price limit

USD

Trigger limit

Valid from
Now



Valid until
31.08.2021



Portfolio



Account

Automatic

ABCD

ISIN

TST123

Bid price (size)

-

Ask price (size)

-

Round lot / Denomination

1 / 1