

Multifactor investing

Meeting the challenge of cyclical factor premia

UBS Asset Management

Urs Raebسامen, Senior Equity Specialist, Systematic and Index Investments team

Both academic as well as practitioners' research have identified factor premia—or styles—that are widely believed to add value in the long term. The most commonly accepted are value, momentum, quality, low risk and size (small minus large). That said, style performance and correlation can vary over time and through investment cycles.

For example, growth and momentum factors dominated global equity markets in 2017, while value and low risk investing underperformed. This continued into the beginning of 2018 and even well into February, as inflation scares triggered a short market correction. Only in March, when geopolitical risks

started to dominate investors' agenda, styles started to behave differently. This serves as a powerful reminder that a static bet on one style can lead to suboptimal results.

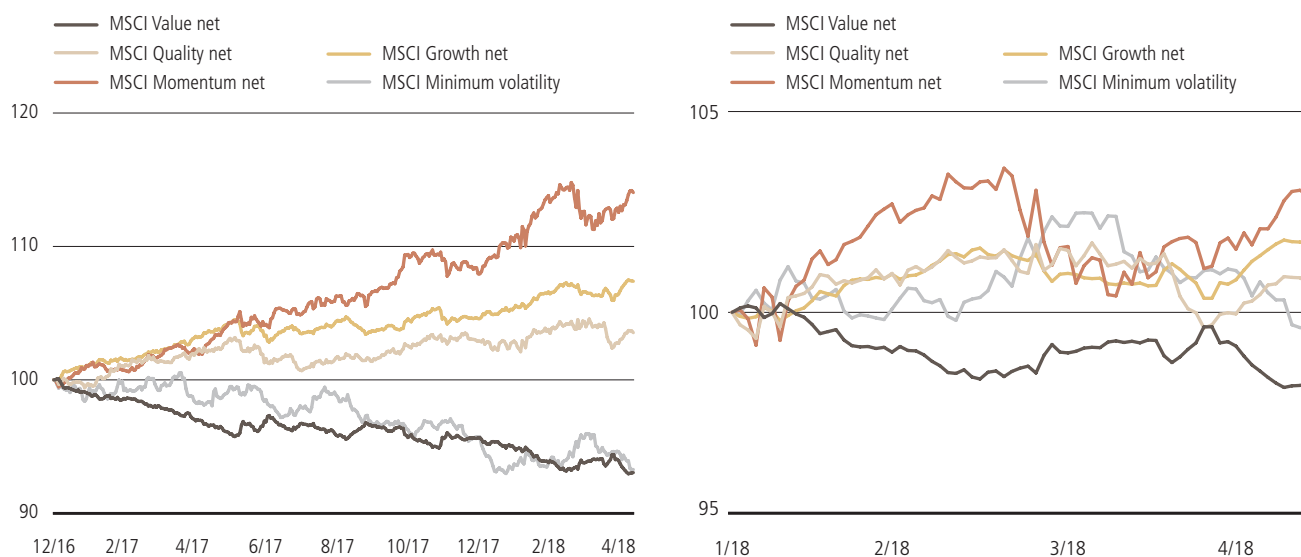
We believe this is particularly relevant now as risks of a regime shift in markets have increased. The rate of acceleration in global growth has moderated in recent months, and global demand growth rates are less synchronized. If geopolitical risks prevail, central banks' loose monetary policies gradually unwind, and the economic cycle matures, it is reasonable to assume that equity markets' will remain volatile.

Exhibit 1: Style ranking per calendar year – measured by MSCI World factor indices (net) (%)

	1999	2000	2001	2002	2003	2004	2005	2006	2007	2008	2009	2010	2011	2012	2013	2014	2015	2016	2017
World	45.61	1.53	-4.46	-9.57	56.73	28.56	28.35	31.02	19.91	-29.23	42.05	18.19	8.04	16.69	32.66	12.06	5.82	10.27	32.59
Volatility	40.13	1.24	-8.03	-9.80	50.37	24.09	17.17	28.90	16.76	-33.47	41.87	16.54	4.84	16.54	30.28	9.01	4.54	9.38	26.64
Size	25.34	0.31	-10.03	-13.58	33.76	21.30	15.16	22.10	10.31	-39.92	33.75	12.76	4.79	15.01	27.74	7.03	4.25	8.86	23.92
Quality	20.48	-2.13	-11.51	-14.38	30.51	20.76	10.02	21.20	9.57	-40.33	33.49	12.34	4.43	14.79	27.37	5.50	-0.32	8.18	23.07
Momentum	18.43	-10.21	-12.09	-15.14	26.03	20.02	8.50	20.65	7.34	-41.92	30.79	11.36	-5.02	13.66	26.53	4.56	-1.05	8.15	22.88
Value	8.62	-12.92	-16.52	-16.48	25.91	15.25	8.34	19.07	6.42	-42.39	17.18	9.15	-9.34	13.30	22.89	3.42	-2.38	5.12	19.17
Yield	8.42	-18.90	-20.46	-19.54	21.99	12.68	6.00	16.78	6.13	-42.63	14.76	7.22	-11.05	8.87	19.41	3.28	-2.73	4.75	18.04

Source: MSCI Inc., year-end 2017.

Exhibit 2: Cumulative relative returns of MSCI factor indices versus MSCI World net—comparison Jan. 1, 2017 to Jan. 31, 2018 vs Feb. 1, 2018 to May 11, 2018.



Source: UBS Asset Management, Bloomberg.

The solution: Isolate the specific components

In essence, investors have three ways of dealing with the challenges of the cyclicity of factor premia and changing correlations: a) active timing of factor premia, b) blending factor premia efficiently, or c) isolating the specific value-adding components of the factor premia and combination thereof. We presented our views on blending factor premia in the last issue of Panorama. In this edition, we will discuss the isolation of the specific components.

The basic idea of isolating the specific components is to build model portfolios that have true exposure to the respective factor premium they aim to harvest. For instance, two stocks can both appear to be driven by momentum. However, while one stock may be a true momentum stock, the other may just be a high beta stock having done well in upward markets. When constructing a momentum factor premium portfolio, we would want to only consider the true momentum stocks, not the ones that happen to have been correlated with momentum.

Our proprietary investment approach aims to achieve exactly that. Our multifactor models are industry-specific and consist of a series of factor premia-based investment themes—called return drivers: Valuation, Capital Usage, Profitability, Growth and Market Behavior. Through our refinement process, we aim to isolate the specific components of our industry-specific multifactor models. The resulting refined return drivers

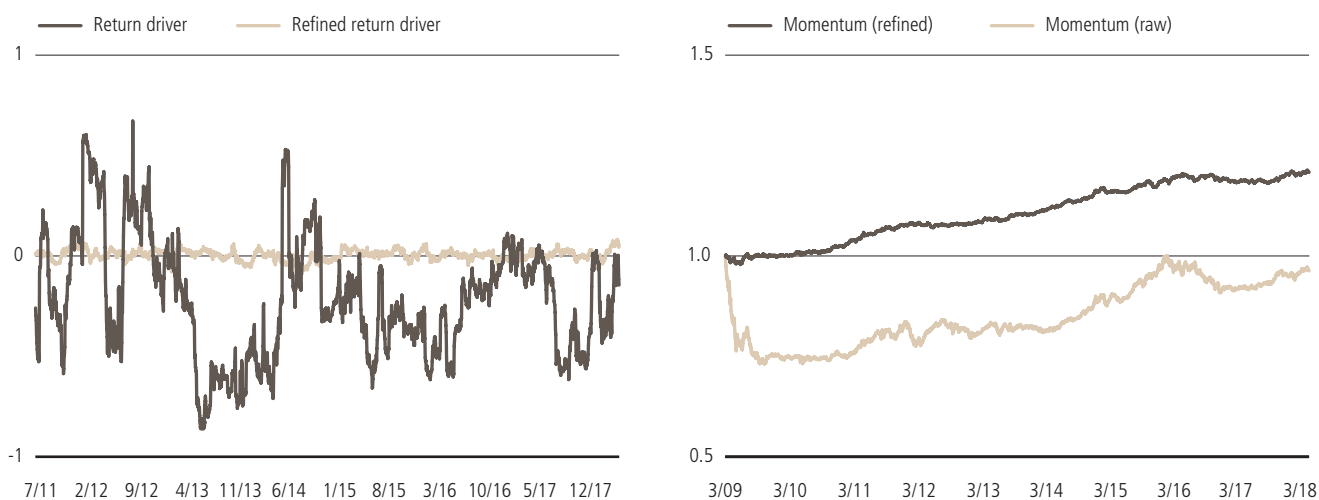
represent pure insights into a factor premium and have expected cross-correlations and correlations to systematic risks that are close to zero. This should allow for a more efficient use of the risk-budget, lower drawdowns and therefore more consistent alpha contributions.

Exhibit 3 on the next page, based purely on out-of-sample data—demonstrate that our refined return drivers exhibit the aforementioned desired characteristics such as ex ante correlations to each other that are more stable and much closer to zero compared to the ones of raw return drivers. Moreover, refined return drivers on average achieve higher risk-adjusted returns and lower drawdowns than raw return drivers. Therefore, refined return drivers offer a more efficient alpha source.

Exhibit 4 on the next page, plotting the refined return drivers of our live global multifactor model, demonstrates that none of the return drivers exhibited significant drawdowns and their combination produced a stable and value-adding alpha signal.

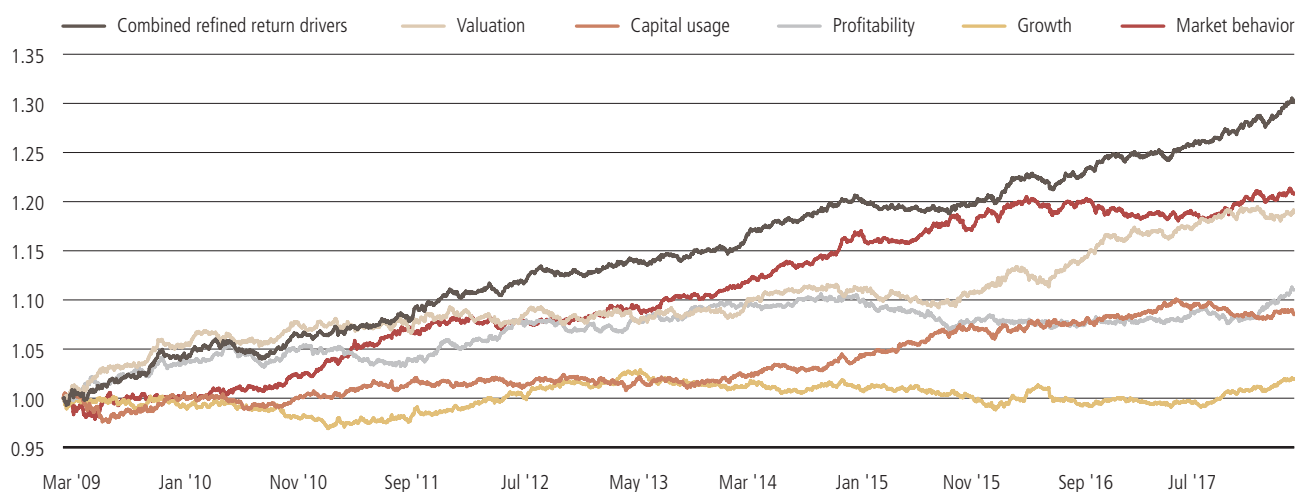
Besides the ability to create more stable and lowly correlated alpha signals, a proprietary approach to constructing factor premia indices is flexible in terms of further enhancements. In particular, non-conventional factors for instance based on ESG-related data, and improved ways to identify value-adding factors and methodologies, such as machine learning, can be applied.

Exhibit 3: Refinement creates return drivers with lower drawdown and lower and more stable correlations amongst each other



Source: UBS Asset Management, MSCI Barra, FactSet; based on our live global multifactor model. Data as of April 30, 2018.

Exhibit 4: Refinement creates return drivers better risk-adjusted returns



Source: UBS Asset Management, MSCI Barra, FactSet; based on our live global multifactor model. Data as of April 30, 2018.

Systematic and index: Multifactor investing from Panorama: Mid-Year 2018. To read the full publication go to ubs.com/am-sg-insight

For marketing and information purposes by UBS. For professional / qualified / institutional clients and investors.

This document does not replace portfolio and fund-specific materials. Commentary is at a macro or strategy level and is not with reference to any registered or other mutual fund.

Americas

The views expressed are a general guide to the views of UBS Asset Management as of June 2018. The information contained herein should not be considered a recommendation to purchase or sell securities or any particular strategy or fund. Commentary is at a macro level and is not with reference to any investment strategy, product or fund offered by UBS Asset Management. The information contained herein does not constitute investment research, has not been prepared in line with the requirements of any jurisdiction designed to promote the independence of investment research and is not subject to any prohibition on dealing ahead of the dissemination of investment research. The information and opinions contained in this document have been compiled or arrived at based upon information obtained from sources believed to be reliable and in good faith. All such information and opinions are subject to change without notice. Care has been taken to ensure its accuracy but no responsibility is accepted for any errors or omissions herein. A number of the comments in this document are based on current expectations and are considered "forward-looking statements". Actual future results, however, may prove to be different from expectations. The opinions expressed are a reflection of UBS Asset Management's best judgment at the time this document was compiled, and any obligation to update or alter forward-looking statements as a result of new information, future events or otherwise is disclaimed. Furthermore, these views are not intended to predict or guarantee the future performance of any individual security, asset class or market generally, nor are they intended to predict the future performance of any UBS Asset Management account, portfolio or fund.

EMEA

The information and opinions contained in this document have been compiled or arrived at based upon information obtained from sources believed to be reliable and in good faith, but is not guaranteed as being accurate, nor is it a complete statement or summary of the securities, markets or developments referred to in the document. UBS AG and / or other members of the UBS Group may have a position in and may make a purchase and / or sale of any of the securities or other financial instruments mentioned in this document.

Before investing in a product please read the latest prospectus carefully and thoroughly. Units of UBS funds mentioned herein may not be eligible for sale in all jurisdictions or to certain categories of investors and may not be offered, sold or delivered in the United States. The information mentioned herein is not intended to be construed as a solicitation or an offer to buy or sell any securities or related financial instruments. Past performance is not a reliable indicator of future results. The performance shown does not take account of any commissions and costs charged when subscribing to and redeeming units. Commissions and costs have a negative impact on performance. If the currency of a financial product or financial service is different from your reference currency, the return can increase or decrease as a result of currency fluctuations. This information pays no regard to the specific or future investment objectives, financial or tax situation or particular needs of any specific recipient.

The details and opinions contained in this document are provided by UBS without any guarantee or warranty and are for the recipient's personal use and information purposes only. This document may not be reproduced, redistributed or republished for any purpose without the written permission of UBS AG.

This document contains statements that constitute "forward-looking statements", including, but not limited to, statements relating to our future business development. While these forward-looking statements represent

our judgments and future expectations concerning the development of our business, a number of risks, uncertainties and other important factors could cause actual developments and results to differ materially from our expectations.

UK

Issued in the UK by UBS Asset Management (UK) Ltd. Authorised and regulated by the Financial Conduct Authority.

APAC

This document and its contents have not been reviewed by, delivered to or registered with any regulatory or other relevant authority in APAC. This document is for informational purposes and should not be construed as an offer or invitation to the public, direct or indirect, to buy or sell securities. This document is intended for limited distribution and only to the extent permitted under applicable laws in your jurisdiction. No representations are made with respect to the eligibility of any recipients of this document to acquire interests in securities under the laws of your jurisdiction.

Using, copying, redistributing or republishing any part of this document without prior written permission from UBS Asset Management is prohibited. Any statements made regarding investment performance objectives, risk and/ or return targets shall not constitute a representation or warranty that such objectives or expectations will be achieved or risks are fully disclosed. The information and opinions contained in this document is based upon information obtained from sources believed to be reliable and in good faith but no responsibility is accepted for any misrepresentation, errors or omissions. All such information and opinions are subject to change without notice. A number of comments in this document are based on current expectations and are considered "forward-looking statements". Actual future results may prove to be different from expectations and any unforeseen risk or event may arise in the future. The opinions expressed are a reflection of UBS Asset Management's judgment at the time this document is compiled and any obligation to update or alter forward-looking statements as a result of new information, future events, or otherwise is disclaimed.

You are advised to exercise caution in relation to this document. The information in this document does not constitute advice and does not take into consideration your investment objectives, legal, financial or tax situation or particular needs in any other respect. Investors should be aware that past performance of investment is not necessarily indicative of future performance. Potential for profit is accompanied by possibility of loss. If you are in any doubt about any of the contents of this document, you should obtain independent professional advice.

Australia

This document is provided by UBS Asset Management (Australia) Ltd, ABN 31 003 146 290 and AFS License No. 222605.

Source for all data and charts (if not indicated otherwise): UBS Asset Management

The key symbol and UBS are among the registered and unregistered trademarks of UBS.



www.ubs.com/am-linkedin

© UBS 2018. All rights reserved.
18-0509 6/18
www.ubs.com/am

For professional / qualified / institutional clients and investors only.

