

Direct Lending

Private market education

Karim Cherif, Head Alternative Investments, UBS Switzerland AG; Antoinette Zuidweg, Alternative Investments Strategist, UBS Switzerland AG; Daniel J. Scansaroli, Head of Portfolio Strategy & UBS Wealth Way Solutions, CIO; Jennifer Liu, Private Markets Strategist, UBS Financial Services Inc. (UBS FS)

This primer provides an overview of direct lending and covers strategy basics, manager value-add, performance, and benefits in an investor's portfolio.



Direct lending funds held nearly USD 700 billion in assets under management (AUM) in 2022, up from only USD 40 billion in 2010.



The strategy consists of originating loans directly to companies. Such loans are typically senior secured, floating and not traded on public exchanges.



Fund managers aim to generate attractive yields and limit credit losses. They look to add value through sourcing, due diligence, deal structuring, and risk management.

Summary

- Banks have generally pulled back from providing middle-market loans given regulatory changes and industry consolidation, providing an opportunity for direct lending to gain market share.
- Direct lending is defined as the provision of loans originated by a non-bank intermediary with target borrowers typically middle-market, below-investment-grade companies.
- Similar to publicly traded leveraged loans, direct loans are senior in the capital structure and have floating-rate coupons.
- But unlike leveraged loans, direct loan terms are typically customized and negotiated bilaterally between the borrower and lender often resulting in better terms for the lender, stricter covenants, and higher downside protection.
- Yields earned from direct lending are calculated as a spread above the SOFR rate. Illustrative spreads above SOFR are 500–600 basis points (bps) for first-lien loans, 800–900bps for second-lien loans, and +1000bps or higher for subordinated or mezzanine debt.
- This compares with the historical average spread of 390bps earned above SOFR for publicly traded leveraged loans.
- Using the Cliffwater Direct Lending Index (CDLI) as a proxy for private direct lending, the strategy generated annualized total returns of 9.3% between 2005 and 2022, compared with 4.4% for the S&P/LSTA Leveraged Loan Index.
- In a portfolio, direct lending can be an attractive source of income. The strategy can also help shorten an investor's "J-curve" (illustrating the initial contribution then distribution pattern of private market investing) given that funds have shorter investment horizons, and make periodic interest payments that provide an earlier return of capital.
- Key risks however include credit quality, illiquidity, leverage, portfolio concentration, limited control, and additional fees.
- This report is part of a series of short primers on specific private market strategies. For a deeper understanding of private markets, [please read our Introduction to Private Markets](#). Find more information on the client portal or contact your advisor for assistance.



9.3%

Annualized return of Cliffwater Direct Lending Index (CDLI)



~493 bps

CDLI outperformance vs. S&P/LSTA Lev. Loan Index



8%

Median vintage year IRR*



-2.06%

Lower quartile IRR*



12.6%

Upper quartile IRR*



-0.02

CDU correlation to Barclays Aggregate

Source: Based on historical data for funds launched between vintage years 2010-2019 using Cambridge Associates data, UBS estimates. *Quartile IRR's reflect minimum and maximum value across vintage years. Note: Given most funds take a few years for performance to settle, performance of recent vintage years may be less meaningful. Internal rates of returns are net of fees, expenses, and carried interest. Data as of December 2023.

This report has been prepared by UBS Switzerland AG.

Please see important disclaimers and disclosures at the end of the document.

What does the direct lending strategy do?

The direct lending strategy is defined as the provision of a loan originated by a non-bank intermediaries. Returns are primarily driven by a floating-rate coupon determined as a spread above the SOFR rate.

Target investments

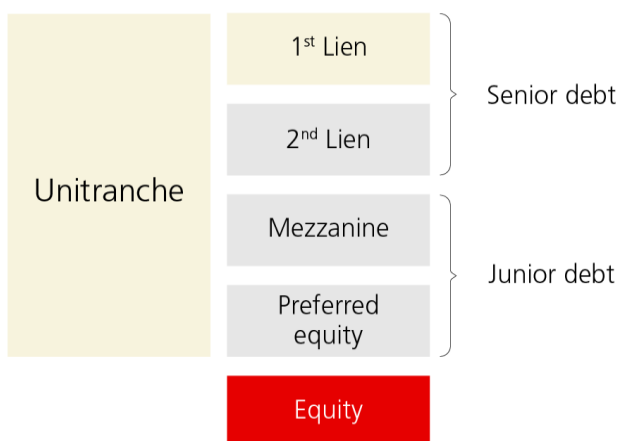
- Direct lending borrowers are typically middle-market companies that are below investment grade in credit quality and are underserved by banks, given that banks typically target larger loans and borrowers. But recent years also saw large cap companies increasingly use direct lending funding given its more flexible nature, its higher certainty of execution and shorter timelines.
- Deal sourcing is typically done through a direct lender’s proprietary network. Fund managers can screen out borrowers based on their desired characteristics, which often include leading market positions with barriers to entry, defensive and recurring cash flow, and strong management.
- Fund managers can arrange protection provisions including covenants and collateral restrictions. Covenants ensure borrowers maintain financial/debt ratios within a predetermined rate, while collateral restrictions ensure the liquidation value to back up the loan in case of a default.
- Loan proceeds can go toward an acquisition, the refinancing of existing debt, dividend recapitalization (i.e. borrowing to pay a special dividend to investors), or general corporate use. Borrowers may be owned by a private equity firm (sponsored) or not (unsponsored).

Capital structure and holding period

- A loan’s position in the capital structure is categorized as first-lien, second-lien, or subordinated debt. First- and second-lien debt have the highest claim to interest payments and collateral, while subordinated debt ranks junior to first- and second-lien debt. Subordinated, or mezzanine, debt sits between senior debt and equity.
- Direct lending strategies focus on the senior (first- and second-lien) part of the capital structure, though exposure to subordinated tranches can enhance returns. Some funds offer a unitranche structure that combines senior and subordinated debt.
- Subordinated debt typically carries higher risk, including lower prioritization for cash flows compared with senior tranches, the lack of collateral backing the loan in case of a default, and interest payments that can be deferred. These interest payments are added onto the principal amount and paid at maturity, a feature known as payment-in-kind (PIK).
- Yields earned will differ based on a loan’s position in a company’s capital structure.

Fig. 1: Illustration of borrower capital structure

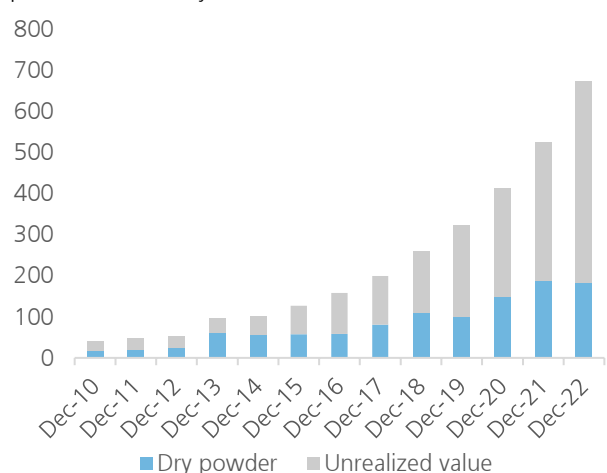
Direct lending funds can target various debt tranches



Source: UBS

Fig. 2: Direct lending has grown rapidly over the last decade

Direct lending funds held near USD 700 bn in AuM in 2022, up from around only USD 40 bn in 2010.



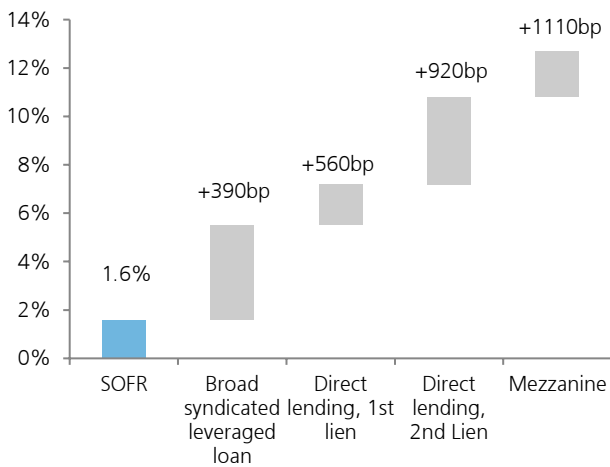
Source: Preqin, UBS. Total exposure as of year-end. December 2023

Capital structure and holding period (continued)

- Direct lending yields are calculated as a spread above the SOFR rate. Illustrative spreads above SOFR are 500–600bps for first-lien loans, 800–900bps for second-lien loans, and 1,000bps or higher for subordinated or mezzanine debt. This compares to the historical average spread of 390bps earned above SOFR through publicly traded leveraged loans.

Fig. 3: Illustration of sample yields

Private lending can provide attractive yields above publicly traded leveraged loans. Averages between 2005-2022



Note: SOFR and broad syndicated leveraged loan data calculated based on averages between 2005 and 2022. Direct lending and mezzanine based on UBS estimates. Actual yields may differ from illustrations above. Source: Federal Reserve, Pitchbook LCD, UBS, September 2023.

- Senior direct loans can have amortizing features, which allow for repayment of principal along with interest. By contrast, bullet loans repay the entire principal at the end of the loan's term.
- Origination (OID) and prepayment penalty fees (in case of early loan repayment) also provide an additional source of return on top of the spread. For mezzanine debt, the total return can be enhanced with equity-like participation in the form of warrants or options convertible to equity features.
- The legal life of a direct loan is usually around 5-7 years while the effective life is closer to three years. Loans are generally held to maturity.

Sources of direct lending value-add

Direct lending funds aim to generate attractive yields and limit credit losses for investors. Fund managers look to add value through their sourcing, due diligence, deal structuring, and portfolio/risk management capabilities.

- Extensive sourcing network: Direct lenders that have an extensive network of private equity sponsors or company management can cast a wider net of opportunities, allowing a higher degree of selectivity. Completed deals set up a base for repeat borrowers, reducing friction costs
 - Industry/regional specialization: Due to the idiosyncratic nature of the types of borrowers targeted by direct lenders, funds that specialize and understand the dynamics within a sector or region can build stronger sourcing relationships, aid in credit analysis, and facilitate deal customization. Importantly, experience with and understanding of each country's laws enhance the due diligence process.
 - Due diligence skills: Rigorous fundamental credit analysis and due diligence lie at the core of screening out risky companies and compiling a pool of strong borrowers. The privately negotiated nature of these transactions allows experienced managers to better assess a company's credit quality, industry positioning and strength of its management team.
 - Portfolio and risk monitoring process: Active portfolio construction and risk management incorporate diversification, prudent positioning sizes, and ongoing monitoring of borrowing companies. A tight risk-monitoring process can proactively flag troubled credits and limit losses in the portfolio.
- Structuring and restructuring expertise: Successful negotiation for terms such as maintenance covenants, collateral, board observation rights, and call protections can provide structural protections for investors. Upon default, having dedicated legal and operational resources to manage a company through bankruptcy can aid in extracting maximum recovery value.
- Employ leverage: While leverage can be a source of risk, successful managers can skillfully deploy leverage to enhance returns.

How does direct lending differ from syndicated leveraged loans?

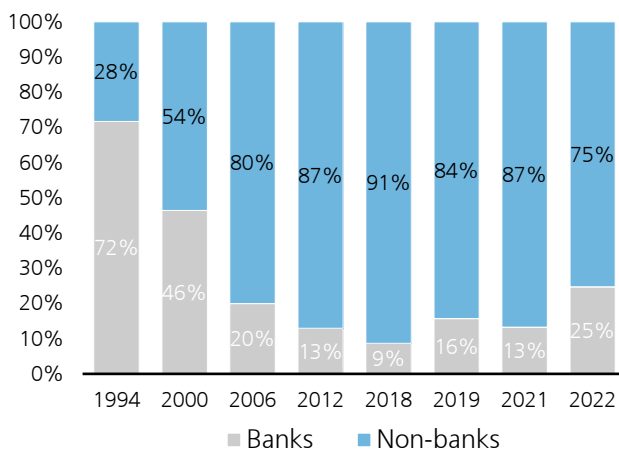
Given that traditional investors are more familiar with publicly traded leveraged loans, we highlight comparisons between leveraged loans and direct lending.

- Similarities include: senior position in the capital structure, floating rate coupon, and non-investment-grade borrowers.
- On origination, leveraged loans are underwritten by an arranger (usually a bank) on behalf of multiple lenders, while direct lending involves a bilateral negotiation between the lender (private fund) and the borrower. As a result, direct lending terms can be structured with potentially stronger protections and more detailed financial reporting than in the syndicated loan market.
- Key benefits to borrowers using direct lending as opposed to syndicated loans include speed of execution, structural flexibility (unitranche, first- and second-lien, etc.), and one-stop-shop convenience. Syndicated leveraged loans are typically issued to larger borrowers, while direct lending focuses on smaller, middle-market companies. Investors in leveraged loan mutual funds and ETFs typically own syndicated leveraged loans as the underlying investments.
- Leveraged loans are usually syndicated and distributed to other banks or investors, while direct lending funds hold onto the loan and are much more illiquid. Leveraged loans can trade on the secondary market and can have a more volatile investment profile.

How has bank disintermediation provided an opportunity for direct lending?

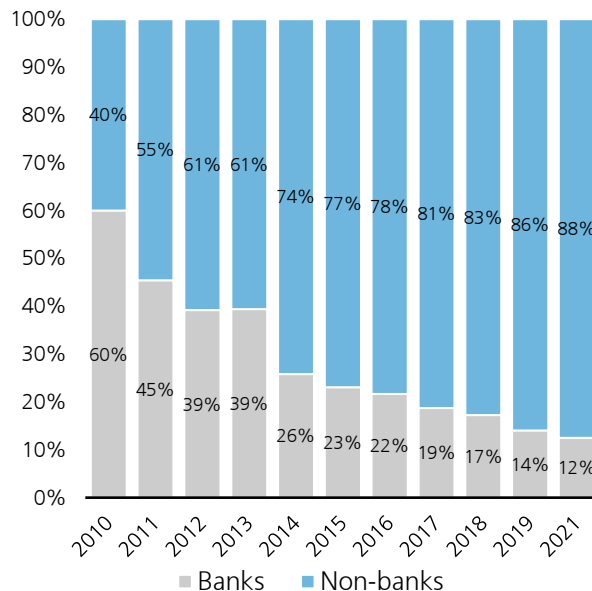
- Industry consolidation has reduced the number of US banks (as measured by FDIC-insured institutions) by about half between 2000 and 2021, with various middle-market lenders vanishing and larger banks being left to service larger borrowers.
- After the global financial crisis, increased regulation in both the US (Dodd Frank, Leveraged Lending Guidance) and Europe (Basel III) have restricted lending activity and expanded demand for non-bank or alternative lenders such as private credit funds.
- Although the European direct lending market is less mature than that of the US, dynamics have followed a similar pattern of bank consolidation and restrictive regulation. In 2021, banks account for 12% of European syndicated loans, compared with 13% in the US.

Fig. 4: Banks' share of participation in US syndicated leveraged loan market



Source: Pitchbook LCD, UBS, December 2023. Non-banks include institutional investors, insurance companies, and finance companies

Fig. 5: Banks' share of participation in European syndicated leveraged loan market



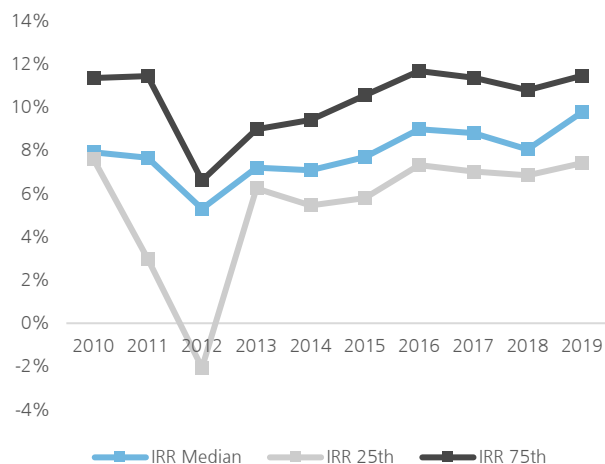
Source: Pitchbook LCD, UBS, December 2023. Non-banks include institutional investors, insurance companies, and finance companies

Performance analysis

- Vintage year IRR is the standard measure for private market performance, which reflects net cash flows from funds incepted in the reference year.
- When observing vintage year IRR performance from Pitchbook (a widely followed data provider in the private market industry), median vintage year IRRs were circa 8% from 2010–2019.
- We observe a wide range of IRRs for each vintage year, highlighting the importance of manager selection when considering direct lending strategies.
- Given the limited history of direct lending data in Pitchbook, we supplement the above with the Cliffwater Direct Lending Index, which provides performance of over 13,000 direct loans originated and held by US BDCs. BDCs are exchange-traded vehicles investing in private non-syndicated middle-market debt, and therefore reflect the loan characteristics held by direct lenders in a time-weighted return series comparable with public market investments.
- Between 2005 and 2022, the CDLI produced an annualized total return of 9.3%, compared with 4.4% for the S&P/LSTA Leveraged Loan Index and 5.9% for the BofA US High Yield Index. On a gross basis, excluding fees or leverage, this represents a 300–490bps return premium versus publicly traded non-investment-grade fixed income, primarily driven by higher yields. We note that the CDLI includes both senior (~80%) and subordinated debt.
- Between 2005 and 2022, annualized CDLI volatility is 3.6%, compared with about 10-11% for both the S&P/LSTA Leveraged Loan and BofA US High Yield indices. We note that the use of less frequent and subjective valuation standards to assess illiquid assets suppresses volatility on the CDLI.
- While performance may not be directly comparable given the difference in valuation standards versus public markets, the CDLI outperformed on a risk-adjusted basis, with the CDLI return-risk ratio at 2.61 versus 0.45 for the S&P/LSTA Leveraged Loan index and 0.75 for the BofA US High Yield index.
- We note the CDLI tracks underlying loan performance within BDCs, but not the BDC vehicles themselves. Investors obtaining exposure to private debt through BDC vehicles can experience higher volatility as some are listed on an exchange, similar to that of a closed-end fund

Fig. 6: Direct lending IRR dispersion per vintage year 2010-2019

High level of dispersion within each vintage year highlights importance of manager selection



Source: Pitchbook, UBS. Note: Given most funds take a few years for performance to settle, performance of recent vintage years may be less meaningful. December 2023.

Table 1: Annualized return and risk, 2005-2022

	Ann. Return	Ann. Vol	Return/Risk
CDLI	9.3%	3.6%	2.61
S&P/LSTA Leveraged Loan Index	4.4%	9.8%	0.45
BofA US High Yield	5.9%	10.8%	0.54

Source: Cliffwater, Pitchbook LCD, Bloomberg, UBS, December 2023

Table 2: Correlation versus CDLI, 2005-2022

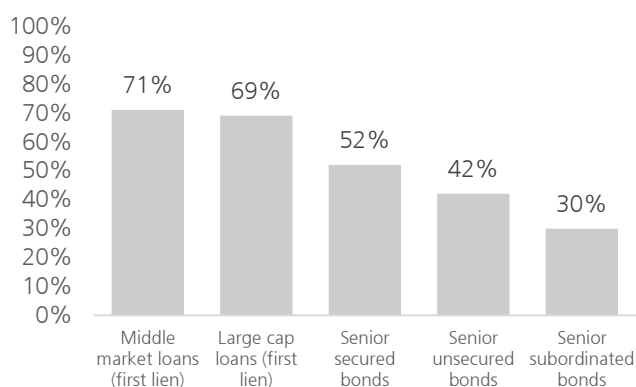
Barclays Aggregate	-0.02
S&P/LSTA Leveraged Loan Index	0.78
BofA US High Yield	0.75

Source: Cliffwater, Pitchbook LCD, Bloomberg, UBS, December 2023

Direct lending and the business cycle

- Direct lending can provide stable cash flows in benign economic environments with corporate earnings growth, low default rates, and higher leveraged buyout activity (given that buyouts utilize debt in transactions) supportive of loan demand and performance.
- However, later in the credit cycle, transactions can reflect heightened risk to the lender via higher borrower leverage multiples (debt-to-EBITDA, a proxy for debt in relation to cash flows), lower interest coverage ratios (EBITDA-to-interest costs), and looser lender protections.
- Weakening credit conditions can lead to higher default rates and portfolio losses, particularly for subordinated or mezzanine debt.
- Default rates for private loans are generally lower than those for subordinated debt. Using Proskauer data, defaults on private loans peaked at 5-7% during COVID-19, depending on company size. US high yield bonds on the other hand showed a default peak at 10%.
- Recovery rates for private loans have historically also shown to be better than those of subordinated debt. S&P credit LossStats show a recovery rate of 71% for middle market first lien loans between 1980 and 2021.
- Periods of stress however tilt the balance of power to lenders who are in a better position to dictate pricing terms on new loans.
- With interest payments tied to SOFR, direct lending strategies can help protect against interest rate risk. Opportunistic managers can move between senior and subordinated tranches in the capital structure. Investing in subordinated tranches can increase portfolio risk in later stages of the business cycle, but can add to returns during the expansion phase.

Fig. 7: USD weighted discounted recoveries between 1980-2021



Source: Bloomberg, S&P Credit LossStats, Pitchbook LCD, UBS, December 2023

Direct lending in your portfolio

- Direct lending can improve an investor's cash flow and total return profile above that offered by traditional fixed income investments given the strategy's exposure to the middle market, direct origination, flexible capital structure, and leverage.
- Direct lending may exhibit lower volatility than publicly traded leveraged loan and high yield funds. Public vehicles are subject to inflows and outflows, which may have no connection to underlying loan fundamentals, whereas direct investments are usually held to maturity.
- Direct lending origination can establish stronger lender protections, greater influence over terms and structures, and closer monitoring of individual credits versus broad syndicated loan origination.

Risks

- Direct lending exposes portfolios to idiosyncratic credit risks given the nature of middle-market borrowers, which typically are below investment grade and have fewer business lines, less resources, and more customer concentration compared with larger borrowers.
- Investing lower in the capital structure increases credit risk given subordination in payments or collateral.
- Direct lending funds are illiquid in nature and require multi-year lock-up periods, with the average fund life ranging from 6–8 years. We note that in recent years, managers have adopted limited redemption fund structures offering better liquid terms. Monthly or quarterly investor and fund level liquidity restrictions may still apply.
- Private direct lending is still a relatively young asset class (particularly in Europe) and performance has yet to be fully tested through various credit cycles.
- Direct lending funds tend to have concentrated positions due to time intensity in sourcing and originating credits.
- Leverage usage can enhance or detract from portfolio returns. Fees are higher than traditional leveraged loan vehicles.
- Higher interest rates can increase leverage costs or be detrimental to the health of the underlying borrowing companies.
- Increased competition from other direct lenders, BDCs, collateralized loan obligations (CLOs), and hedge funds can reduce loan spreads and lead to a deterioration of lending standards.

Appendix

Selected definitions

- **Correlation:** the degree to which the fluctuations of one variable are similar to those of another.
- **Leverage:** the use of borrowed capital or instruments to increase the potential return (but also potential losses) of an investment, a simple example is a mortgage used in real estate transactions.
- **Leveraged buyout funds:** a private equity strategy using borrowed capital to gain control of a company.
- **Illiquidity premia:** the premium that an investor can demand depending on how difficult it is to convert the underlying security can be converted to cash.
- **Multiples:** a term that measures some aspect of a company's financial well-being, determined by dividing one metric by another metric. The metric in the numerator is typically larger than the one in the denominator, because the top metric is usually supposed to be many times larger than the bottom metric.
- **Multiple expansion:** describes the way a particular valuation metric increases to reflect a higher value assigned to an underlying investment.
- **Value add:** describes the operational, business, or structural improvements private market managers seek through underlying portfolio investments.
- **Cash flows:** cash flow is the net amount of cash and cash-equivalents being transferred into and out of a fund.
- **Public Market Equivalent (PME):** a method that converts public market returns to a benchmark that can be compared to private market returns.
- **IRR:** a return method used to evaluate private market investments and reflects the discount rate at which the present value of an investment's future cash flow equals the cost of the investment.
- **TVPI (Total Value to Paid In):** a return metric that describes the total capital distributed back to the investor + residual value left in the fund divided by invested capital.
- **Exit:** the time period in which an investor can convert holdings into cash to be liquidated over a designated period of time.
- **IPO:** the first sale of stock by a private company to the public. Also referred to as an "initial public offering."
- **Standard deviation:** a measure of the degree to which individual values vary from the distribution mean. The higher the number, the greater the risk.
- **Dry powder:** refers to cash reserves kept on hand by a private markets firm to cover future obligations, purchase assets or make acquisitions.
- **J-curve:** illustrates a period of initial negative cash flows (contributions) towards positive cash flows (distributions back to the investor) over a period of time.
- **Sponsor:** the general partner in a limited partnership who organizes and signs up investors.
- **Secondary buyout:** describes a sale between private market firms
- **Trade sale/strategic sale:** describes a sale of a business to another business operating in a similar industry.
- **Senior debt:** loans or debt securities that have claim prior to junior obligations and equity on a corporation's assets in the event of liquidation.
- **Junior debt:** loan or security that ranks below other loans or securities with regard to claims on assets or earnings. In the case of borrower default, creditors who own subordinated debt won't be paid out until after senior debt holders are paid in full.
- **Vintage year:** is the year in which the first influx of investment capital is delivered to a project or company. This marks when capital is contributed by venture capital, a private equity fund or a partnership drawing down from its investors.
- **M&A:** mergers and acquisitions is a general term that refers to the consolidation of companies or assets through various types of financial transactions. M&A can include a number of different

transactions, such as mergers, acquisitions, consolidations, tender offers, purchase of assets and management acquisitions.

- **Blind pool:** money collected from several people which is put into a fund and invested for their profit. It is left unspecified which properties are to be acquired.
- **Unit economics:** a measure of direct revenues and costs on a unit basis for a particular business model.
- **Minority stake:** reflects a non-controlling interest that is less than 50% of a particular entity.
- **Spin off:** describes the separation of an independent company from a larger parent.
- **Control provisions:** designed to provide a level of influence over significant operational and business matters.
- **Redemption rights:** gives investors the right to force a company to repurchase their shares after a period of time.
- **Idiosyncratic risk:** risk associated with a narrow set of factors pertaining to a particular company. Risk that has little association with overall market risk.
- **Tag-along provisions:** provides a minority shareholder the right to join in on a sale of a company that is initiated by a majority shareholder.

Non-Traditional Assets

Non-traditional asset classes are alternative investments that include hedge funds, private equity, real estate, and managed futures (collectively, alternative investments). Interests of alternative investment funds are sold only to qualified investors, and only by means of offering documents that include information about the risks, performance and expenses of alternative investment funds, and which clients are urged to read carefully before subscribing and retain. An investment in an alternative investment fund is speculative and involves significant risks. Specifically, these investments (1) are not mutual funds and are not subject to the same regulatory requirements as mutual funds; (2) may have performance that is volatile, and investors may lose all or a substantial amount of their investment; (3) may engage in leverage and other speculative investment practices that may increase the risk of investment loss; (4) are long-term, illiquid investments, there is generally no secondary market for the interests of a fund, and none is expected to develop; (5) interests of alternative investment funds typically will be illiquid and subject to restrictions on transfer; (6) may not be required to provide periodic pricing or valuation information to investors; (7) generally involve complex tax strategies and there may be delays in distributing tax information to investors; (8) are subject to high fees, including management fees and other fees and expenses, all of which will reduce profits.

Interests in alternative investment funds are not deposits or obligations of, or guaranteed or endorsed by, any bank or other insured depository institution, and are not federally insured by the Federal Deposit Insurance Corporation, the Federal Reserve Board, or any other governmental agency. Prospective investors should understand these risks and have the financial ability and willingness to accept them for an extended period of time before making an investment in an alternative investment fund and should consider an alternative investment fund as a supplement to an overall investment program.

In addition to the risks that apply to alternative investments generally, the following are additional risks related to an investment in these strategies:

- **Hedge Fund Risk:** There are risks specifically associated with investing in hedge funds, which may include risks associated with investing in short sales, options, small-cap stocks, "junk bonds," derivatives, distressed securities, non-U.S. securities and illiquid investments.
- **Managed Futures:** There are risks specifically associated with investing in managed futures programs. For example, not all managers focus on all strategies at all times, and managed futures strategies may have material directional elements.
- **Real Estate:** There are risks specifically associated with investing in real estate products and real estate investment trusts. They involve risks associated with debt, adverse changes in general economic or local market conditions, changes in governmental, tax, real estate and zoning laws or regulations, risks associated with capital calls and, for some real estate products, the risks associated with the ability to qualify for favorable treatment under the federal tax laws.
- **Private Equity:** There are risks specifically associated with investing in private equity. Capital calls can be made on short notice, and the failure to meet capital calls can result in significant adverse consequences including, but not limited to, a total loss of investment.
- **Foreign Exchange/Currency Risk:** Investors in securities of issuers located outside of the United States should be aware that even for securities denominated in U.S. dollars, changes in the exchange rate between the U.S. dollar and the issuer's "home" currency can have unexpected effects on the market value and liquidity of those securities. Those securities may also be affected by other risks (such as political, economic or regulatory changes) that may not be readily known to a U.S. investor.

Risk information

UBS Chief Investment Office's ("CIO") investment views are prepared and published by the Global Wealth Management business of UBS Switzerland AG (regulated by FINMA in Switzerland) or its affiliates ("UBS"), part of UBS Group AG ("UBS Group"). UBS Group includes Credit Suisse AG, its subsidiaries, branches and affiliates. Additional disclaimer relevant to Credit Suisse Wealth Management follows at the end of this section. The investment views have been prepared in accordance with legal requirements designed to promote the **independence of investment research**.

Generic investment research – Risk information:

This publication is **for your information only** and is not intended as an offer, or a solicitation of an offer, to buy or sell any investment or other specific product. The analysis contained herein does not constitute a personal recommendation or take into account the particular investment objectives, investment strategies, financial situation and needs of any specific recipient. It is based on numerous assumptions. Different assumptions could result in materially different results. Certain services and products are subject to legal restrictions and cannot be offered worldwide on an unrestricted basis and/or may not be eligible for sale to all investors. All information and opinions expressed in this document were obtained from sources believed to be reliable and in good faith, but no representation or warranty, express or implied, is made as to its accuracy or completeness (other than disclosures relating to UBS). All information and opinions as well as any forecasts, estimates and market prices indicated are current as of the date of this report, and are subject to change without notice. Opinions expressed herein may differ or be contrary to those expressed by other business areas or divisions of UBS as a result of using different assumptions and/or criteria.

In no circumstances may this document or any of the information (including any forecast, value, index or other calculated amount ("Values")) be used for any of the following purposes (i) valuation or accounting purposes; (ii) to determine the amounts due or payable, the price or the value of any financial instrument or financial contract; or (iii) to measure the performance of any financial instrument including, without limitation, for the purpose of tracking the return or performance of any Value or of defining the asset allocation of portfolio or of computing performance fees. By receiving this document and the information you will be deemed to represent and warrant to UBS that you will not use this document or otherwise rely on any of the information for any of the above purposes. UBS and any of its directors or employees may be entitled at any time to hold long or short positions in investment instruments referred to herein, carry out transactions involving relevant investment instruments in the capacity of principal or agent, or provide any other services or have officers, who serve as directors, either to/for the issuer, the investment instrument itself or to/for any company commercially or financially affiliated to such issuers. At any time, investment decisions (including whether to buy, sell or hold securities) made by UBS and its employees may differ from or be contrary to the opinions expressed in UBS research publications. Some investments may not be readily realizable since the market in the securities is illiquid and therefore valuing the investment and identifying the risk to which you are exposed may be difficult to quantify. UBS relies on information barriers to control the flow of information contained in one or more areas within UBS, into other areas, units, divisions or affiliates of UBS. Futures and options trading is not suitable for every investor as there is a substantial risk of loss, and losses in excess of an initial investment may occur. Past performance of an investment is no guarantee for its future performance. Additional information will be made available upon request. Some investments may be subject to sudden and large falls in value and on realization you may receive back less than you invested or may be required to pay more. Changes in foreign exchange rates may have an adverse effect on the price, value or income of an investment. The analyst(s) responsible for the preparation of this report may interact with trading desk personnel, sales personnel and other constituencies for the purpose of gathering, synthesizing and interpreting market information.

Different areas, groups, and personnel within UBS Group may produce and distribute separate research products **independently of each other**. For example, research publications from **CIO** are produced by UBS Global Wealth Management. **UBS Global Research** is produced by UBS Investment Bank. **Research methodologies and rating systems of each separate research organization may differ**, for example, in terms of investment recommendations, investment horizon, model assumptions, and valuation methods. As a consequence, except for certain economic forecasts (for which UBS CIO and UBS Global Research may collaborate), investment recommendations, ratings, price targets, and valuations provided by each of the separate research organizations may be different, or inconsistent. You should refer to each relevant research product for the details as to their methodologies and rating system. Not all clients may have access to all products from every organization. Each research product is subject to the policies and procedures of the organization that produces it.

The compensation of the analyst(s) who prepared this report is determined exclusively by research management and senior management ([not including investment banking](#)). Analyst compensation is not based on investment banking, sales and trading or principal trading revenues, however, compensation may relate to the revenues of UBS Group as a whole, of which investment banking, sales and trading and principal trading are a part.

Tax treatment depends on the individual circumstances and may be subject to change in the future. UBS does not provide legal or tax advice and makes no representations as to the tax treatment of assets or the investment returns thereon both in general or with reference to specific client's circumstances and needs. We are of necessity unable to take into account the particular investment objectives, financial situation and needs of our individual clients and we would recommend that you take financial and/or tax advice as to the implications (including tax) of investing in any of the products mentioned herein.

This material may not be reproduced or copies circulated without prior authority of UBS. Unless otherwise agreed in writing UBS expressly prohibits the distribution and transfer of this material to third parties for any reason. UBS accepts no liability whatsoever for any claims or lawsuits from any third parties arising from the use or distribution of this material. This report is for distribution only under such circumstances as may be permitted by applicable law. For information on the ways in which CIO manages conflicts and maintains independence of its investment views and publication offering, and research and rating methodologies, please visit www.ubs.com/research-methodology. Additional information on the relevant authors of this publication and other CIO publication(s) referenced in this report; and copies of any past reports on this topic; are available upon request from your client advisor.

Important Information About Sustainable Investing Strategies: Sustainable investing strategies aim to consider and incorporate environmental, social and governance (ESG) factors into investment process and portfolio construction. Strategies across geographies approach ESG analysis and incorporate the findings in a variety of ways. Incorporating ESG factors or Sustainable Investing considerations may inhibit UBS's ability to participate in or to advise on certain investment opportunities that otherwise would be consistent with the Client's investment objectives. The returns on a portfolio incorporating ESG factors or Sustainable Investing considerations may be lower or higher than portfolios where ESG factors, exclusions, or other sustainability issues are not considered by UBS, and the investment opportunities available to such portfolios may differ.

External Asset Managers / External Financial Consultants: In case this research or publication is provided to an External Asset Manager or an External Financial Consultant, UBS expressly prohibits that it is redistributed by the External Asset Manager or the External Financial Consultant and is made available to their clients and/or third parties.

USA: Distributed to US persons only by UBS Financial Services Inc. or UBS Securities LLC, subsidiaries of UBS AG. UBS Switzerland AG, UBS Europe SE, UBS Bank, S.A., UBS Brasil Administradora de Valores Mobiliarios Ltda, UBS Asesores Mexico, S.A. de C.V., UBS SuMi TRUST Wealth Management Co., Ltd., UBS Wealth Management Israel Ltd and UBS Menkul Degerler AS are affiliates of UBS AG. **UBS Financial Services Inc. accepts responsibility for the content of a report prepared by a non-US affiliate when it distributes reports to US persons. All transactions by a US person in the securities mentioned in this report should be effected through a US-registered broker dealer affiliated with UBS, and not through a non-US affiliate. The contents of this report have not been and will not be approved by any securities or investment authority in the United States or elsewhere. UBS Financial Services Inc. is not acting as a municipal advisor to any municipal entity or obligated person within the meaning of Section 15B of the Securities Exchange Act (the "Municipal Advisor Rule") and the opinions or views contained herein are not intended to be, and do not constitute, advice within the meaning of the Municipal Advisor Rule**

For country information, please visit ubs.com/cio-country-disclaimer-gr or ask your client advisor for the full disclaimer.

Additional Disclaimer relevant to Credit Suisse Wealth Management

You receive this document in your capacity as a client of Credit Suisse Wealth Management. Your personal data will be processed in accordance with the Credit Suisse privacy statement accessible at your domicile through the official Credit Suisse website <https://www.credit-suisse.com>. In order to provide you with marketing materials concerning our products and services, UBS Group AG and its subsidiaries may process your basic personal data (i.e. contact details such as name, e-mail address) until you notify us that you no longer wish to receive them. You can optout from receiving these materials at any time by informing your Relationship Manager.

Except as otherwise specified herein and/or depending on the local Credit Suisse entity from which you are receiving this report, this report is distributed by Credit Suisse AG, authorised and regulated by the Swiss Financial Market Supervisory Authority (FINMA). Credit Suisse AG is a UBS Group company.

Version D/2023. CIO82652744

© UBS 2023. The key symbol and UBS are among the registered and unregistered trademarks of UBS. All rights reserved.