



Wondereur





**WONDEREUR**



**UBS 2017**



As of today, \$620B have been invested in luxury collectibles **without prior data-driven analysis.**

This includes \$200B invested in modern and contemporary art.



The first global repository of  
**confidential art market signals.**

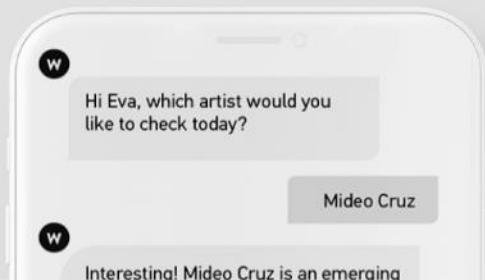
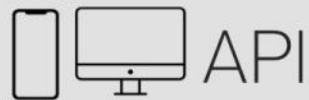
Helping millions of people make  
**smart data-driven art** investment  
decisions, using the power of AI.

Financial Institutions, Collectors, Museums







Smart art investing is **painful**.  
Expertise takes decades to acquire  
and is hyper-fragmented.

Market signals are confidential, hard  
to decode. There are no KPIs.



# Live Intelligence

- 
**Are there comparables?**
- 
**What is the growth potential?**
- 
**How does it fit my collection?**
- 
 When should I buy or sell?
- 
 How are my assets performing?
- 
 Where are the next arbitrage opportunities globally?

Category	Price	Change 1	Change 2	Change 3
1,000)	2,456	+0.3%	+3.1%	+3.2%
to 500)	1,232	+0.7%	+4.1%	+4.5%
to 100)	768	+0.2%	+2.6%	+2.9%
low 50)	546	+0.2%	+1.2%	+1.3%
EX	6,232	+29%	+32%	%63
EX	6,129	+18%	+22%	+26%
EX	4,323	+0.1%	+0.2%	+0.7%

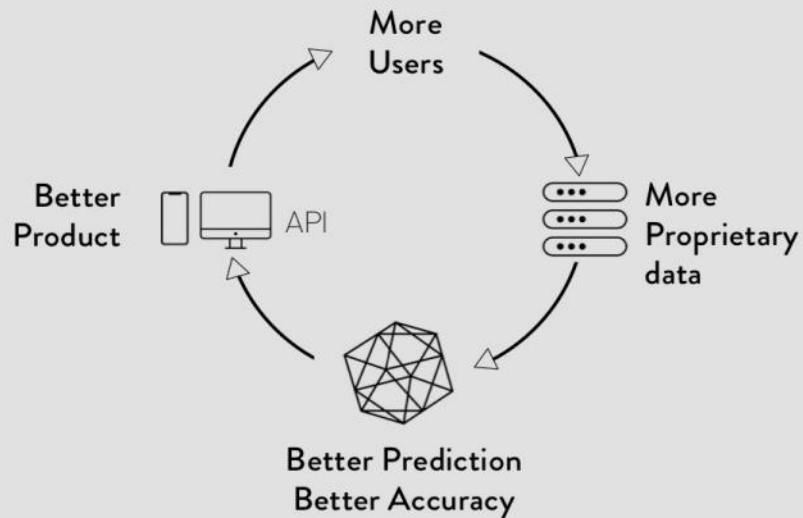
  

Artist	Price	Change 1	Change 2	Change 3
Danielle Rozen	4,289	+0.1%	+0.2%	+0.8%
Vick Stefan	4,256	+0.1%	+34.2%	+46%
David Bloom	4,255	+0.1%	+0.2%	+0.3%
Maria Russo	4,245	+0.1%	+180%	+234%
Jessica Dimson	4,244	+0.1%	+443%	+543%
David Frust	4,243	+0.1%	+0.8%	+1%
Bruce Levine	4,235	+0.1%	+15%	+24%
Daniel Jones	4,235	+0.1%	+4.2%	+9%
Kayne Rogers	4,233	+0.1%	+1.8%	+2%
Ken Belson	4,231	+0.1%	+4%	+7%

# Live Intelligence

-  Are there comparables?
-  What is the growth potential?
-  How does it fit my collection?
-  **When should I buy or sell?**
-  **How are my assets performing?**
-  **Where are the next arbitrage opportunities globally?**

# Confidential Signals



Our platform collects millions of confidential art market signals:

**Interpreted** from historical & current museum shows and collections

**Obtained** through data network effect as various users engage on the platform to search, track & favourite.



	A.I.	Simple Statistical Model
Traditional Art Valuation Approach	<b>Wondereur</b>	A
Auction Based Valuation Approach		B

### **Competition is manual at best**

**A:** Boutique firms manually produce ad hoc reports within 2 weeks.

**B:** Most competitors focus on past auction results: 1% of the market

# Art as Asset Class



Comprehensive wealth planning: add **+6%** of clients' wealth to AUM

Scaling art-secured lending on **\$200B** idle assets.

Fostering **meaningful** connections with & between clients

Leading the **financialization** of art

Q3/Q4 2017



Multi award-winning  
ML talent from UofT  
3M+ data points  
First alpha  
Validation by Axa Art

Q1 2018



Beta completed  
Pilot Programs  
Service (SaaS)  
Web, mobile, API

Q2/Q3 2018



Distribution:  
Financial partners  
& Media partners

# ML + Art Team

Deep expertise in contemporary art,  
machine learning & fintech



Olivier Berger  
Co-founder  
Eng, MBA, ML



Sophie Perceval  
Co-founder  
MBA, Art




Joe Cohlmeier  
CTO  
Back & front end



Xavier Snelgrove  
AI  
UofT, ML



Megan Franklyne  
Head of AI  
UofT, ML



Doreen Dawang  
Art research  
Art



A.M. Maduri  
CFO  
Equity analysis,  
Invst Banker



Eva Lau  
Board Observer  
Network Effect  
Expert



Vincent Bastien  
Advisor  
Former worldwide CEO  
of Louis Vuitton