



54243


# How it works

Simple and secure access to the digital services of UBS



**Disposal**

- Card reader: Hand over at the official disposal points
- Access Card Display: Contains a battery, please do not cut up; return at all UBS branches or by mail to UBS Switzerland AG, Entsorgung, PEZH FLUR4 FNFN-100, P.O. Box, 8098 Zurich, Switzerland



Also available in French, Italian and German. June 2023.  
© UBS 2023. The key symbol and UBS are protected trademarks of UBS. All rights reserved.



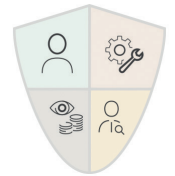
# Security standards

Security is our top priority. The login methods we offer permit easy, secure access to your digital products and services. You are clearly identified when you do so. Unauthorized persons have no access.

## More security for your banking transactions

As a client of UBS, you benefit from high security standards:

- Unique identification thanks to secure login methods and strong encryption of data
- Additional security thanks to personal settings
- Optimization of your security behavior based on our recommendations



## Means of access needed

You received the following personal means of access by mail:

- Contract number
- Personal identification number (PIN); delivered separately
- Access Card and card reader or Access Card Display

## Did you know?


With the UBS Access App, you can use our digital services even more easily than with the Access Card.

You can find more information at [ubs.com/accessapp](https://ubs.com/accessapp)




# PIN change

During the first activation of the Access Card or Access Card Display, you must change your initial PIN (personal identification number).

1. Switch on the card reader by inserting the Access Card or switch on the Access Card Display via .



2. Enter your initial PIN and press .

3. Enter a new **six- to eleven**-character PIN and press .

4. Re-enter your PIN and press .

5. The new PIN will be valid immediately.

You can change your PIN at any time by pressing

MENU

or pressing .

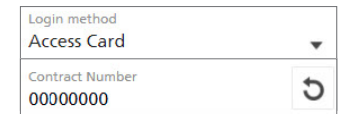
**Blocked / lost card:** Your Access Card is blocked after entering the PIN incorrectly five times. If you have any questions, please contact your client advisor.


# Login with Access Card

Launch the digital service desired at [ubs.com](https://ubs.com) or as app on your smartphone.\*

1. Enter your contract number on the login page and click **Continue**.


2. Select **Access Card** as the login method.

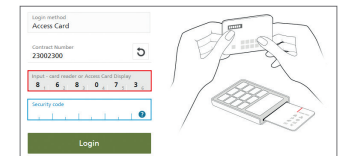


3. Switch on card reader by inserting the Access Card or switch on the Access Card Display via .



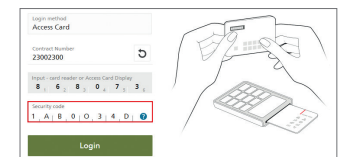
4. Enter your PIN and press .

5. Enter the six-digit code displayed on the login page into the card reader or Access Card Display and press .



**Security note:** The entry number displayed by UBS for the login always has **six digits**. Should this number have fewer digits, stop the login and contact Support immediately.

6. Transfer the eight-character code from the card reader or Access Card Display to the login page and click **Login**.



\* The login to E-Banking is described here as an example. The login to other services differs only slightly.

