


Women and investing

Reimagining **wealth advice**



Editorial

We wrote our first publication on women and investing in 2017. In that publication, we looked at why it is important for women to make their own financial decisions. We identified issues such as pay disparity, career discontinuity, work flexibility, life expectancy, and risk tolerance, all of which combine to disadvantage the financial outcomes of women. At the time, we illustrated the differences between men's and women's wealth journeys and highlighted the importance of women taking action and investing to meet their objectives and narrow the gender gap.¹

In this publication, we review the differences in these journeys in more detail and focus on how the wealth management industry can best support women in taking control of their finances. We start by looking at women's wealth and whether there has been an increase in the number of women investing. We then look at how women tend to make investment decisions along with their needs and preferences. Based on these insights, we identify the key components for a compelling wealth management value proposition for women. We acknowledge that women as a segment should not be a single homogeneous group. Advisory models should cater to their personal needs and preferences, and we also highlight the importance of holistic advice.



Marianna Mamou
Head Advice Beyond Investing
Chief Investment Office Global Wealth Management

03	Introduction
05	How great is women's wealth?
06	What makes women's wealth journey different?
09	Wealth management value proposition for women
11	Conclusion

This report has been prepared by UBS Switzerland AG.
Please see the important disclaimer at the end of the document.

Introduction

Positive momentum in number of women wanting and taking action

Since 2017, we have seen an increase in the number of women interested in taking control of their finances. However, the arrival of COVID-19 has been a challenge for women, given the higher unemployment rates they experienced during the recent 'she-cession' and the added burden of childcare responsibilities many undertook as a result of school closures and lockdowns.

But the pandemic has also had a silver lining. Increased precaution has led women to take more action. It has prompted many to review their financial situations and seek control of their destinies. Based on research from Fidelity in 2021, the number of women in the US who say they are more interested in investing has risen by 50% since the start of the pandemic.² The survey also found that 67% of women are now investing outside their retirement plans, compared to 44% in 2018, with young women taking more action.² Specifically, 71% of millennial women versus 62% of baby boomers are investing outside their retirement plan.² This trend was also captured in a 2021 Nutmeg survey, where one in five women said they felt more confident dealing with money matters in light of the pandemic.³

Furthermore, UBS's 2021 Investor Pulse survey in 2021 showed that 68% of women had started talking more about finances within their families. However, only a fraction of these followed through with the actions they intended to take.⁴

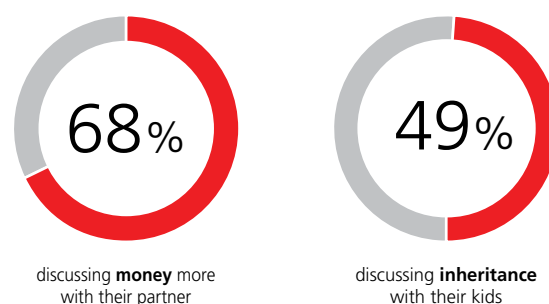
In the US, the UBS Own Your Worth report in 2021 found that women and men agreed that making long-term financial decisions together would increase their confidence in the future, minimize financial mistakes, and reduce anxiety about money.⁵ But the report also found that the majority of married women globally let their spouses make financial decisions. The reasons included long-standing "historical and social precedents to family, gender roles, and confidence levels," such as following parental examples in terms of gender roles and financial control.⁵

Nevertheless, financial participation has also increased among married women. A 2020 McKinsey report showed that 30% more married women were making financial and investment decisions than five years previously.⁶





Attitudes to wealth management and gender vary across markets and cultures. In a report from BCG, titled *Managing the Next Decade of Women's Wealth*, no Middle East women respondents reported being involved in financial decisions, while in Asia most female respondents said that they take the lead in their households.⁷

Figure 1

Women are discussing finances more with the family



Yet, women fall short of their intention to act

Progress since May	Those who intended to act	Those who have taken action	Gap between intention and action
 Review financial situation	40%	12%	= 28
 Discuss portfolio impact with Advisor	34%	9%	= 25
 Review will and estate plan	37%	11%	= 26
 Update long-term care plan	36%	11%	= 25

Source: UBS 2021 Investor Pulse

A gap between intention and action is also seen in Switzerland, where nine out of 10 women say they want to make investment decisions together with their partner. However, only 50% of these women stated that this was indeed the case in their households.⁸

Since 2017, media coverage of financial education topics for women has also increased. These topics have included investing for retirement, and the impact of inflation and COVID-19 on financial wellbeing. This contrasts with the traditional media focus on women budgeting, saving, and reducing shopping splurges.⁹ In addition, there has been an increase in women interested in and joining investment clubs.¹⁰

What would help translate this increased interest into actual investment? How can women turn this willingness into action? What are the challenges?


Lower satisfaction with existing wealth advice

Women often report they are not satisfied with their wealth management arrangements or financial advice, stating that they often feel their wealth managers simply do not understand their needs. Based on EY research, 67% of female investors globally stated that their wealth managers misunderstood their goals.¹¹ This dissatisfaction is also demonstrated by the finding that 70% of women switch their wealth relationship to a new financial institution within a year of their spouse's death.⁶

A survey by PIMCO suggested that 72% of women, and 81% of millennial women, said the investment system was "set up

to be confusing."¹² One contributing factor was the use of jargon. Women found such jargon more off-putting than men, with more than a third saying they felt this compared with around a quarter of men.¹³ Beyond the jargon, women also typically reported not receiving the type of advice they were looking for and that would help them take control of their finances with finances.

Wealth managers should take note that besides ethical considerations and the clear benefits of gender equality for society, the female segment is fast-growing and presents a huge business opportunity.



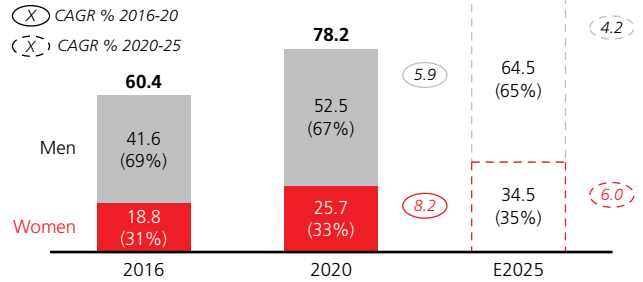
How great is women's wealth?

By 2030, American women are expected to control much of the USD 30 trillion in financial assets that baby boomers will possess.⁶

- In 2020, female investors controlled 33% of total global personal investable wealth, up from 31% in 2016, and are projected to further increase this share to 35% by 2025.¹⁴
- The growth in women's investable wealth has outpaced men's between 2016 and 2020 (CAGR of 8.2% versus 5.9%).¹⁴
- Women's investable wealth is expected to continue to grow more rapidly than men's over the period 2021-2025 (projected CAGR of 6.0% versus 4.2%).¹⁴
- Women's share of regional wealth is highest in North America, but growing fastest in Asia.¹⁴

Figure 2

Female wealth segment is outpacing male segment in relative growth

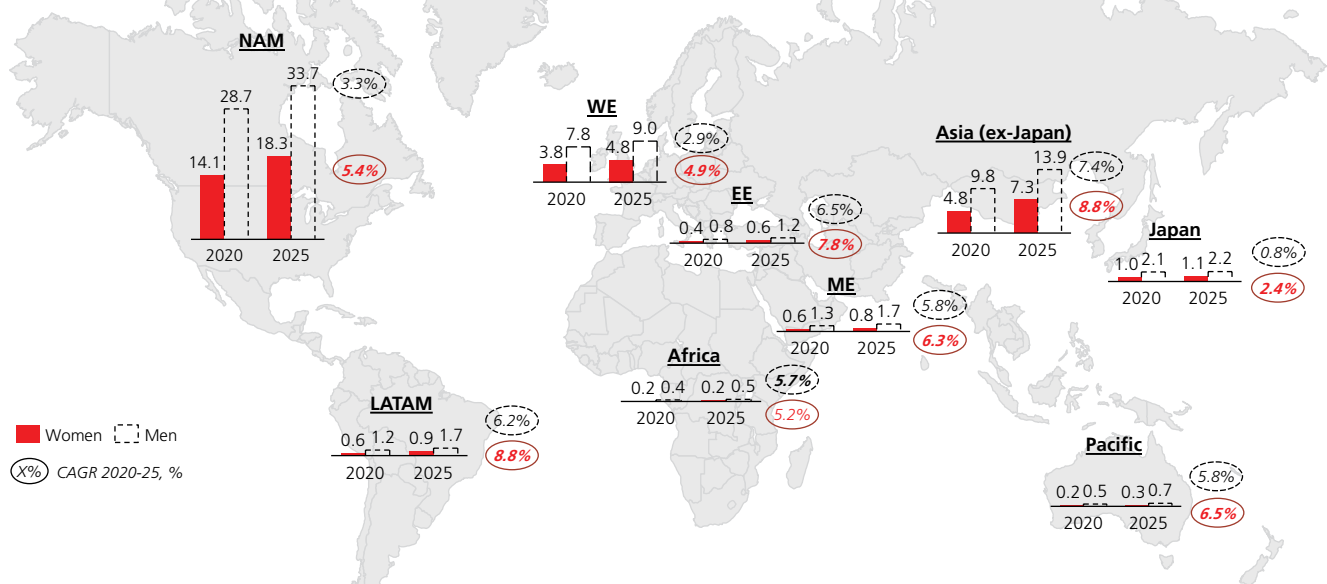


Note: Market figures based on BCG 2020 Global Wealth Market Sizing and BCG Global Wealth Report 2021, based on personal investable wealth from asset bands of USD 1m+. Source: BCG Global Wealth Report 2021; BCG S&BD market sizing for Total global investable wealth

Figure 3

Women's wealth will keep growing faster than men's

Investable Wealth by gender – Development by region, USD trn




Source: BCG Global Wealth Report 2021; BCG S&BD market sizing for Total global investable wealth

What makes women's wealth journey different?

1. Life events and situations

Many women's life events and situations raise barriers to the creation of wealth. Apart from pay differences, career breaks and the greater need to work flexibly for childcare can also have a detrimental impact upon wealth.¹ On average, women also tend to live longer than men, so their wealth-planning needs must often span a longer time horizon. In the US, women outlive men by an average of five years, and heterosexual women on average marry partners roughly two years older than they are.^{1,6} These circumstances affect women's financial situation and create specific needs, such as the need to address pension gaps.

According to a February 2021 survey from the National Institute on Retirement Security, around 60% of women (versus 51% of men) in the US stated they were concerned that they would not be able to achieve a financially secure retirement.⁶ In addition to long-term goals, research suggests that women also want more help with cash management and other day-to-day finance needs.⁶



2. Investment risk tolerance

Often women are more reluctant to take financial risks than men, according to various research papers.^{1,15} This can also be seen in women's pension allocations, which often favor bonds versus equities.¹ According to a recent Nutmeg survey, just 3% of women are comfortable taking risks to achieve a good return, compared with 26% of men.³ Men's favorite asset class is stocks, while that of women is real estate.¹⁶ Men also are twice as likely as women to hold crypto currencies.¹⁷

In our paper in 2017 we illustrated the difference between men's and women's wealth journeys. We showed that if women take less risk in their investment portfolios, they actually could be at greater risk of falling short of their goals. It is important to appreciate that in an effort to take less risk, women could actually end up facing a high risk of not meeting their objectives.

Some research has suggested that women tend to underestimate the probability of gains, and that this pessimistic view could contribute to their higher risk aversion.¹⁸ Another study has suggested that women tend to prefer investing with cer-

tainty over uncertainty of outcome.¹⁹ This could explain why women are much more likely than men to hold annuities.²⁰ Furthermore, women's greater uncertainty about cash flows given career breaks for caring for children or parents could lead them to focus on shorter-term investment horizons, affecting the perception of risk.

Financial confidence is very closely associated with risk tolerance, which in turn depends on risk perception. Perception of risk shapes the expected utility curve and underlies the rationale for a person's choices. Recent research has confirmed that greater familiarity with risk is associated with reduced risk perception.²¹ This suggests that more experience with investing should reduce risk aversion, and that if women do not gain investing experience, they will continue to perceive investing as riskier or more daunting. Knowledge also helps increase risk tolerance, most likely as it affects the perception of risk.²¹ Younger women are more financially literate, which makes them more financially confident.⁷ In a BCG survey, 70% of millennial women stated that they take the lead in making financial decisions versus 40% of baby boomer women.⁷

Interestingly, research has also suggested the opposite appears true for men.²¹ Perhaps this is because men appear to be more overconfident.²² This highlights the importance of experience and familiarity with the topic. Men tend to be more exposed to conversations about investing, even from a young age.

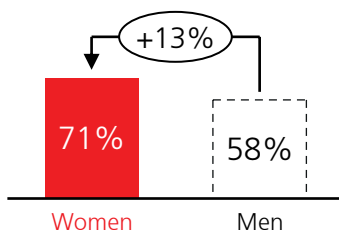
But this does not necessarily mean that women are more risk averse. Our take is that women are not per se risk averse, but rather they tend to be calculated risk takers. This suggests that for women, increasing risk tolerance depends on understanding how a product helps them meet their objectives and they have done proper due diligence and research to understand its characteristics.

Furthermore, risk attitudes are not necessarily the same across all domains. For example, research suggests that women may be more likely than men to accept social risk, i.e. risk associated with human or social consequences. According to research from Harvard Business Review, impact investment firms with a higher proportion of women in the top management team took significantly more risks in their investment decisions.²³ This is in line with studies and surveys suggesting that women show greater interest in aligning their investments with their values as well as in investing in companies with greater diversity and diverse leadership.²⁴

3. Investment preferences, investment performance and purpose

Women are twice as likely as men to say that it's extremely important that the companies they invest in incorporate environmental, social, and governance (ESG) factors into their policies and procedures.²⁵ Furthermore, a preference for ESG investing isn't limited to younger generations of women. A recent report from market researcher Cerulli found that the majority of women in the US under age 60 favor ESG investing.²⁶ The UBS Investor Sentiment Survey has also highlighted that more women (71%) take into account sustainable considerations when investing compared to men (58%).²⁷ Women also seem interested in investing in women. For example, in crowdfunding we see more women investors investing in women-led startups.¹

Once women do invest, they tend to perform better than men. A recent study by the Warwick Business School concluded women outperformed men at investing by 1.8% per annum.²⁸ This is largely because women trade less often, therefore incurring fewer trading costs, which subtract from market performance.²⁸ Women also display less disposition bias, i.e., the tendency to sell at lows. During major drawdown events, the data suggests that women are around 25% less likely to withdraw their investments than men.³ They are also less likely to change their risk profile amid volatility and are in general more disciplined and invest in line with their goals.³ Women also spend more time researching information, are more likely to follow a plan, and less likely to try to time the market.¹ They also benefit from more diversified portfolios.⁶ Thus, while men tend to put more weight on pure performance and make investment decisions based on historical performance, women tend to prioritize risk reduction and positive impact.⁷



Sustainable investing strategy consideration

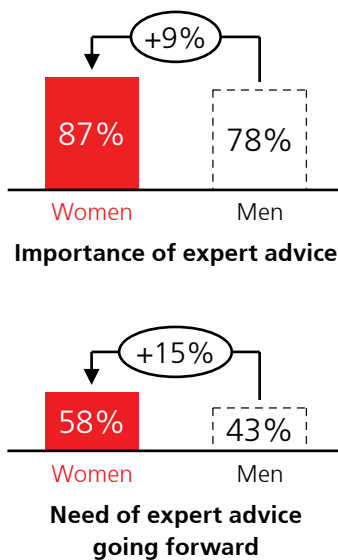
Female investors appear to be more inclined to invest based on their values.

Source: Investor Sentiment Survey, Global Results, years 2020, 2019, 2018; Charts based on 2020 Investor Sentiment Survey results

Women are looking for advice and are often happy to pay a premium for an advisor that they trust. Specifically, a recent survey showed that older, affluent women are twice as likely as older, affluent men to favor paying a 1% or higher fee for an account managed by a financial advisor, versus paying 10 basis points for a digital-only service.⁶ The UBS Investor Sentiment survey also highlighted that women value the need of expert advice more highly than men.²⁷ Further, when women ask for advice, they are more likely to be referring to wealth advice to help them meet their objectives and linked to their goals, rather than trading strategies to help beat the market. Younger women are also more likely to invest for specific goals, with two-thirds of young women stating this intention compared with 56% of young men.²⁹ Women identified honesty, knowledge, and transparency as the top values they sought in advisors and financial institutions.¹⁰

Women tend to perceive and value wealth mainly as a source of security, not opportunity.¹ They also tend to focus on being financially secure and able to afford certain lifestyles for themselves and their loved ones over the long term. Additionally, for women, legacy often means more than passing wealth down to the next generation; it also means feeling confident their children are safe and content in their lives as well as positively impacting the lives of others.¹

This suggests to us a tendency of women to invest with purpose, where purpose represents both their goals as well as their values and impact on society.



Interest in expert advice

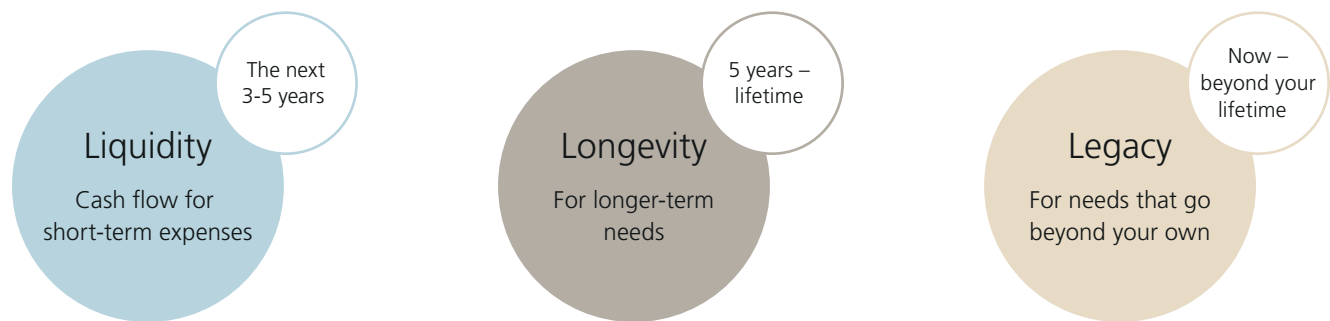
Financial advisors have an opportunity to help female clients achieve even better outcomes, as their interest in getting expert advice seems to be higher than men.

Source: Investor Sentiment Survey, Global Results, years 2020, 2019, 2018; Charts based on 2020 Investor Sentiment Survey results

Wealth management value proposition for women

The current advisory process experienced by women often does not meet their needs. How can wealth managers reimagine their advisory process, and what are the key ingredients to help women achieve their goals? In our view, wealth managers need to reimagine their value propositions in the following ways.

1. Investment plan in the context of goals and needs



The impact of the gender pay gap and longer lifespans on women's wealth can be reduced by:

- Accounting for individual circumstances, including financial goals.
- Defining and recommending portfolios that maximize the likelihood of achieving these goals.
- Helping women feel more confident about investing and understanding the relationship between risk and return.

Personalized and relevant investment advice delivered in a systematic way is key. We believe the advisory process should be based on a purpose-driven framework.

One example of such a framework is the UBS Wealth Way approach, which helps investors develop an investment strategy optimized for their goals and objectives. Using such a framework, women can define investment strategies that help them clearly understand where their money is and why, and as a result invest with confidence.

Liquidity strategy: The Liquidity strategy consists of resources needed to meet a family's short-term cash flow needs, including regular income from employment or a pension, safe borrowing capacity, and investment assets earmarked for this purpose. The aim of the Liquidity strategy is to provide enough capital to give an investor the flexibility for greater risk-return potential in other portfolios. The strategy helps manage cash flow for near-term spending needs,

usually for the next three years. This strategy can help women (and investors in general) with cash management and with making sure that budgeting concerns do not affect investment decisions.

Longevity strategy: The Longevity strategy is focused on helping investors meet their goals over their lifetimes. Its aim is to ensure that they're invested in such a way that they have a high probability of meeting those objectives. The risk here is measured in terms of shortfall risk, in other words the possibility of not meeting investment goals. Such strategies should help women connect their investment portfolio to their objective, particularly addressing their concerns around retirement planning. Looking at risk as the probability of not meeting a goal versus volatility allows for investors to measure success in terms of what matters to them.

Legacy strategy: Once Liquidity and Longevity strategies are adequately funded, investors can invest the remaining wealth in a Legacy strategy. The objective of this strategy is the wealth transfer over the generations as well as having a positive impact on society. As outlined above, these goals tend to be particularly important for women.

Using this framework, investments are positioned as solutions to needs and specific problems that are solved within the context of each investor's circumstances. Such an approach should provide the necessary confidence and clarity that women are looking to help them gain control.

UBS Wealth Way is an approach incorporating Liquidity, Longevity, Legacy, strategies that UBS Financial Services Inc. and our Financial Advisors can use to assist clients in exploring and pursuing their wealth management needs and goals over different timeframes. This approach is not a promise or guarantee that wealth, or any financial results, can or will be achieved. All investments involve the risk of loss, including the risk of loss of the entire investment. Timeframes may vary. Strategies are subject to individual client goals, objectives and suitability.

2. Sustainable and impact offering

We expect assets invested in these offerings to increase further in the coming years. As mentioned above, women tend to prefer investing in a way that is aligned with their values, and as their wealth increases, they are well-positioned to drive growth in sustainable investments and effect meaningful societal change with their investment dollars. Specifically, based on recent data from RBC Wealth Management, 74% of women claimed they are interested in increasing the share of sustainable investments in their portfolios.³⁰ Given the transfer of wealth to this investor segment, we would also expect to see continued growth in sustainable investments.

In particular, we also expect a material increase in gender lens investing. This is a strategy or approach to investing that takes into consideration gender-based factors to advance equality and better inform investment decisions.

As mentioned in the previous section, women tend to have greater confidence in getting their money invested when their values are aligned with their investments and when they see a social benefit. Sustainability-focused advice and solutions offerings can drive positive impact not only by encouraging more women to invest, but also through certain underlying investments' ability to contribute to positive social or environmental progress.

3. Holistic, trusted advisor at pivotal times in their lives


Many women decide to take financial advice at pivotal moments in their lives such as divorce or widowhood. It is key for them to have a trusted advisor to help navigate the daunting task of taking control of their finances. Furthermore, advice should be holistic and reflect the entire financial situation. It should include wealth planning, estate planning, and a life insurance offering.

As mentioned previously, women are not a homogeneous group. Goals, experiences, and expectations differ, and advisors should carefully address their respective needs. This includes the needs of widows, next-generation daughters with inheritances, and entrepreneurs. For the latter segment, for example, it is important to understand and incorporate business needs into a wealth plan and offer truly holistic advice.



Conclusion

Women's wealth is growing, and there is a trend toward women wanting and taking control of their finances. Women are not satisfied with the current advice they receive, and they tend to value the importance of expert advice more than men. A 2022 study by BNY calculated that if women invested at the same rate as men, there could be more than 3.22 trillion of additional capital to invest globally with over 1.87 trillion flowing into more sustainable and impactful investing.³¹ To deliver the experience and wealth advice that women are looking for, wealth managers need to reimagine their value proposition.



References

- 1 *Taking Action, Women and Investing, How women can best protect and grow their wealth*, 2017, UBS Wealth Management
- 2 *Women and Investing Study*, Fidelity Investments, 2021
- 3 *Are women changing the way they think about investing*, Nutmeg, Mann Kat, 2021, <https://www.nutmeg.com/nutmegonomics/are-women-changing-the-way-they-think-about-investing>
- 4 UBS 2021 Investor Pulse
- 5 UBS 2021 Own your Worth, *Building bridges breaking barriers*
- 6 *Women as the next wave of growth in US wealth management*, Pooneh Baghai, Olivia Howard, Lakshmi Prakash, and Jill Zucker, 2020, McKinsey & Company
- 7 *Women in Wealth, Managing the next Decade of Women's Wealth*, Anna Zakrzewski, Kedra Newsom, Michael Kahlich, Maximilian Klein, Andrea RealMattar, and Stephan Knobel, 2020, Boston Consulting Group
- 8 *Votre patrimoine est entre vos mains*, Étude UBS Women's Wealth Suisse 2021
- 9 *Why we need to #MAKEMONEYEQUAL*, Anne Boden, 2018 Starling Bank, <https://www.starlingbank.com/blog/make-money-equal/>
- 10 *Women Are 'Claiming Their Power' in Investment Clubs of Their Own*, Joshua Brockman, 2020, New York Times, <https://www.nytimes.com/2020/04/24/business/women-investing-clubs-retirement.html>
- 11 *Women and Wealth, The case for a customized approach*, 2017, EY
- 12 *Women, investing & the pursuit of wealth-life balance*, 2018, PIMCO, <https://www.pimco.ch/en-ch/insights/viewpoints/women-investing-the-pursuit-of-wealth-life-balance/>
- 13 *Talking everyone's language*, 2018, HSBC UK
- 14 BCG Global Wealth Report 2020, 2021; Market figures based on BCG 2020 Global Wealth Market Sizing and BCG Global Wealth Report 2021, based on personal investable wealth from asset bands of USD 1m
- 15 *Gender Differences in Risk Assessment: Why do Women Take Fewer Risks than Men?*, Christine R. Harris, Michael Jenkins, University of California, San Diego and Dale Glaser Glaser Consulting Firm, San Diego, Judgment and Decision Making, 2006
- 16 *Men vs. Women – How the Sexes Differ in Their Psychology of Investing (Survey)*, Money Crashers, 2021, <https://www.money-crashers.com/men-vs-women-psychology-investing/>
- 17 *Cryptocurrency investing has a big gender problem*, Jon Cohen, Laura Wronski, 2021, <https://www.cnbc.com/2021/08/30/cryptocurrency-has-a-big-gender-problem.html>
- 18 *Gender, Financial Risk and probability Weights*, Helga Fehr-Duda, Manuele de Gennaro, Renate Schubert ETH 2006
- 19 Powell, M., & Ansic, D. (1997). *Gender differences in risk behaviour in financial decision-making: An experimental analysis*. Journal of Economic Psychology, 18(6), 605–628. [https://doi.org/10.1016/S0167-4870\(97\)00026-3](https://doi.org/10.1016/S0167-4870(97)00026-3)
- 20 Agnew, Julie R., Lisa R. Anderson, Jeffrey R. Gerlach, and Lisa R. Szykman. 2008. "Who Chooses Annuities? An Experimental Investigation of the Role of Gender, Framing, and Defaults." American Economic Review, 98 (2): 418-22
- 21 *Ambiguity and Gender Differences in Financial Decision Making: An Experimental Examination of Competence and Confidence Effects*, Matthias Gysler, Jamie Brown Kruse and Renate Schubert, 2002, Swiss Federal Institute of Technology, Center for Economic Research
- 22 Barber B, Terrance O., 2001. 'Boys will Be Boys: Gender, Overconfidence, and Common Stock Investment'.
- 23 *How the Gender Balance of Investment Teams Shapes the Risks They Take*, Luisa Alemany, Mariarosa Scarlata, Andrew Zacharakis, 2020, Harvard Business Review
- 24 Deloitte, *Women Investors: A critical and growing factor for success in the wealth management industry*, Margaret Painter, Kevin Rose, 2015.
- 25 *Women are leading the charge for Environmental, Social and Governance (ESG) investing in the U.S. amid growing demand for responsible investing solutions*, 2021, RBC Wealth Management
- 26 *Women could pave the way for ESG investing in the U.S.*, Ann Senne, 2021
- 27 UBS Investor Survey 2020
- 28 Warwick Business School, *Are women better investors than men?*, 2018, <https://www.wbs.ac.uk/news/are-women-better-investors-than-men/> June 2018)
- 29 *Younger women are narrowing the gender investing gap, study finds*, Kate Dore, 2021, <https://www.cnbc.com/2021/11/10/younger-women-are-narrowing-the-gender>
- 30 *Women defining legacy, The new look of legacy: Infusing social purpose with family values* RBC Wealth <https://ca.rbcwealthmanagement.com/ryan.ullman/women-in-investing>
- 31 *The Pathway to Inclusive Investment, Why women's investment matters*, 2022, BNY Mellon Investment Management. *The Pathway to Inclusive Investment* is based on in-depth research commissioned by BNY Mellon Investment Management and designed by BNY Mellon Investment Management and Man Bites Dog. The research was also conducted by Man Bites Dog and Coleman Parkes. Cerulli supported the research by providing retail investment market data.

Disclaimer

UBS Chief Investment Office's ("CIO") investment views are prepared and published by the Global Wealth Management business of UBS Switzerland AG (regulated by FINMA in Switzerland) or its affiliates ("UBS").

The investment views have been prepared in accordance with legal requirements designed to promote the **independence of investment research**.

Generic investment research – Risk information:

This publication is **for your information only** and is not intended as an offer, or a solicitation of an offer, to buy or sell any investment or other specific product. The analysis contained herein does not constitute a personal recommendation or take into account the particular investment objectives, investment strategies, financial situation and needs of any specific recipient. It is based on numerous assumptions. Different assumptions could result in materially different results. Certain services and products are subject to legal restrictions and cannot be offered worldwide on an unrestricted basis and/or may not be eligible for sale to all investors. All information and opinions expressed in this document were obtained from sources believed to be reliable and in good faith, but no representation or warranty, express or implied, is made as to its accuracy or completeness (other than disclosures relating to UBS). All information and opinions as well as any forecasts, estimates and market prices indicated are current as of the date of this report, and are subject to change without notice. Opinions expressed herein may differ or be contrary to those expressed by other business areas or divisions of UBS as a result of using different assumptions and/or criteria.

In no circumstances may this document or any of the information (including any forecast, value, index or other calculated amount ("Values")) be used for any of the following purposes (i) valuation or accounting purposes; (ii) to determine the amounts due or payable, the price or the value of any financial instrument or financial contract; or (iii) to measure the performance of any financial instrument including, without limitation, for the purpose of tracking the return or performance of any Value or of defining the asset allocation of portfolio or of computing performance fees. By receiving this document and the information you will be deemed to represent and warrant to UBS that you will not use this document or otherwise rely on any of the information for any of the above purposes. UBS and any of its directors or employees may be entitled at any time to hold long or short positions in investment instruments referred to herein, carry out transactions involving relevant investment instruments in the capacity of principal or agent, or provide any other services or have officers, who serve as directors, either to/for the issuer, the investment instrument itself or to/for any company commercially or financially affiliated to such issuers. At any time, investment decisions (including whether to buy, sell or hold securities) made by UBS and its employees may differ from or be contrary to the opinions expressed in UBS research publications. Some investments may not be readily realizable since the market in the securities is illiquid and therefore valuing the investment and identifying the risk to which you are exposed may be difficult to quantify. UBS relies on information barriers to control the flow of information contained in one or more areas within UBS, into other areas, units, divisions or affiliates of UBS. Futures and options trading is not suitable for every investor as there is a substantial risk of loss, and losses in excess of an initial investment may occur. Past performance of an investment is no guarantee for its future performance. Additional information will be made available upon request. Some investments may be subject to sudden and large falls in value and on realization you may receive back less than you invested or may be required to pay more. Changes in foreign exchange rates may have an adverse effect on the price, value or income of an investment. The analyst(s) responsible for the preparation of this report may interact with trading desk personnel, sales personnel and other constituencies for the purpose of gathering, synthesizing and interpreting market information.

Tax treatment depends on the individual circumstances and may be subject to change in the future. UBS does not provide legal or tax advice and makes no representations as to the tax treatment of assets or the investment returns thereon both in general or with reference to specific client's circumstances and needs. We are of necessity unable to take into account the particular investment objectives, financial situation and needs of our individual clients and we would recommend that you take financial and/or tax advice as to the implications (including tax) of investing in any of the products mentioned herein.

This material may not be reproduced or copies circulated without prior authority of UBS. Unless otherwise agreed in writing UBS expressly prohibits the distribution and transfer of this material to third parties for any reason. UBS accepts no liability whatsoever for any claims or lawsuits from any third parties arising from the use or distribution of this material. This report is for distribution only under such circumstances as may be permitted by applicable law. For information on the ways in which CIO manages conflicts and maintains independence of its investment views and publication offering, and research and rating methodologies, please visit www.ubs.com/research. Additional information on the relevant authors of this publication and other CIO publication(s) referenced in this report; and copies of any past reports on this topic; are available upon request from your client advisor.

Options and futures are not suitable for all investors, and trading in these instruments is considered risky and may be appropriate only for sophisticated investors. Prior to buying or selling an option, and for the complete risks relating to options, you must receive a copy of "Characteristics and Risks of Standardized Options". You may read the document at <https://www.theocc.com/about/publications/character-risks.jsp> or ask your financial advisor for a copy.

Investing in structured investments involves significant risks. For a detailed discussion of the risks involved in investing in any particular structured investment, you must read the relevant offering materials for that investment. Structured investments are unsecured obligations of a particular issuer with returns linked to the performance of an underlying asset. Depending on the terms of the investment, investors could lose all or a substantial portion of their investment based on the performance of the underlying asset. Investors could also lose their entire investment if the issuer becomes insolvent. UBS Financial Services Inc. does not guarantee in any way the obligations or the financial condition of any issuer or the accuracy of any financial information provided by any issuer. Structured investments are not traditional investments and investing in a structured investment is not equivalent to investing directly in the underlying asset. Structured investments may have limited or no liquidity, and investors should be prepared to hold their investment to maturity. The return of structured investments may be limited by a maximum gain, participation rate or other feature. Structured investments may include call features and, if a structured investment is called early, investors would not earn any further return and may not be able to reinvest in similar investments with similar terms. Structured investments include costs and fees which are generally embedded in the price of the investment. The tax treatment of a structured investment may be complex and may differ from a direct investment in the underlying asset. UBS Financial Services Inc. and its employees do not provide tax advice. Investors should consult their own tax advisor about their own tax situation before investing in any securities.

Important Information About Sustainable Investing Strategies: Sustainable investing strategies aim to consider and incorporate environmental, social and governance (ESG) factors into investment process and portfolio construction. Strategies across geographies and styles approach ESG analysis and incorporate the findings in a variety of ways. Incorporating ESG factors or Sustainable Investing considerations may inhibit the portfolio manager's ability to participate in certain investment opportunities that otherwise would be consistent with its investment objective and other principal investment strategies. The returns on a portfolio consisting primarily of sustainable investments may be lower or higher than portfolios where ESG factors, exclusions, or other sustainability issues are not considered by the portfolio manager, and the investment opportunities available to such portfolios may differ. Companies may not necessarily meet high performance standards on all aspects of ESG or sustainable investing issues; there is also no guarantee that any company will meet expectations in connection with corporate responsibility, sustainability, and/or impact performance.

External Asset Managers / External Financial Consultants: In case this research or publication is provided to an External Asset Manager or an External Financial Consultant, UBS expressly prohibits that it is redistributed by the External Asset Manager or the External Financial Consultant and is made available to their clients and/or third parties.

USA: Distributed to US persons by UBS Financial Services Inc., UBS Securities LLC or UBS Swiss Financial Advisers AG, subsidiaries of UBS AG. UBS Switzerland AG, UBS Europe SE, UBS Bank, S.A., UBS Brasil Administradora de Valores Mobiliarios Ltda, UBS Asesores Mexico, S.A. de C.V., UBS SuMi TRUST Wealth Management Co., Ltd., UBS Wealth Management Israel Ltd and UBS Menkul Degerler AS are affiliates of UBS AG. UBS Financial Services Incorporated of Puerto Rico is a subsidiary of UBS Financial Services Inc. **UBS Financial Services Inc. accepts responsibility for the content of a report prepared by a non-US affiliate when it distributes reports to US persons. All transactions by a US person in the securities mentioned in this report should be effected through a US-registered broker dealer affiliated with UBS, and not through a non-US affiliate. The contents of this report have not been and will not be approved by any securities or investment authority in the United States or elsewhere. UBS Financial Services Inc. is not acting as a municipal advisor to any municipal entity or obligated person within the meaning of Section 15B of the Securities Exchange Act (the "Municipal Advisor Rule") and the opinions or views contained herein are not intended to be, and do not constitute, advice within the meaning of the Municipal Advisor Rule.**

For country information, please visit ubs.com/cio-country-disclaimer-gr or ask your client advisor for the full disclaimer.

Version A / 2022. CIO82652744

© UBS 2022. The key symbol and UBS are among the registered and unregistered trademarks of UBS. All rights reserved.