

Sustainably pursuing your investment goals

UBS (Lux) Strategy SICAV – Income
Sustainable (USD)



Important information

1. The Fund invests at least 5% and up to 35% of its net assets in equity securities and at least 60% and up to 95% of its net assets in bonds. The Fund may invest in high yield bonds, emerging markets bonds and commodities.
2. At least 70% of the net assets of the Fund are allocated to investment strategies (i.e. collective investment schemes and/or direct investments) that (a) either (i) promote environmental and/or social characteristics or deemed equivalent thereto; or (ii) have the reduction of carbon emissions as an objective, or deemed equivalent thereto; and (b) are subject to the portfolio manager's sustainability focus strategy.
3. The Fund's investments may be subject to risks associated with a sustainable investment focus, investing in other collective investment schemes/funds, asset allocation strategy, debt securities, equities, currency, Renminbi currency, emerging markets, investments in instruments with loss-absorption features, securities lending transactions, implementation of active currency position, distribution out of/effectively out of the Fund's capital, share classes with a fixed percentage in their names and hedged classes.
4. The Fund's sustainable investment focus carries the risk that the Fund may underperform funds that do not utilize a sustainable investment strategy. Further, the implementation of the sustainable investment strategy may result in foregoing opportunities to buy certain securities when it might otherwise be advantageous to do so, and/or selling securities when it might be disadvantageous to do so, which may adversely affect the Fund's investment performance.
5. In assessing the eligibility of an issuer, there is a dependence upon information and data from external research data providers and internal analyses, which may be subjective, incomplete, inaccurate or unavailable. As a result, there is a risk of incorrectly or subjectively assessing a security or issuer or there is a risk that the Fund could have exposure to issuers who do not meet the relevant criteria. In addition, there is a lack of standardized taxonomy of ESG investments.
6. The Fund's investments in debt securities may be subject to credit/counterparty risk, interest rate risk, volatility and liquidity risk, downgrading risk, valuation risk, credit rating risk and below investment grade or unrated risk.
7. The Fund may gain exposure to its investments through collective investment schemes in which case the Fund will not have control of the investments of the underlying funds and will be subject to the risks associated with the underlying funds, particularly where the Fund predominantly invests in underlying funds.
8. The Fund may use financial derivative instruments for investment management and hedging purposes. Subject to the net derivative exposure of the Fund, the Fund may use financial derivative instruments extensively for investment purposes. The Fund's net derivative exposure may be up to 50% of the Fund's net asset value.

9. In respect of share class with "-mdist" in their name, dividends may be paid out of or effectively out of capital amounts to a return or withdrawal of part of an investor's original investment or from any capital gains attributable to that original investment. Any such distributions may result in an immediate reduction of the net asset value per share.
10. The distribution amount and net asset value of the hedged class of shares may be adversely affected by differences in the interest rates of the reference currency of the hedged class and the Fund's base currency, resulting in an increase in the amount of distribution that is paid out of or effectively out of capital and hence a greater erosion of capital than other non-hedged classes.
11. Share classes with a fixed percentage in their names do not distribute a fixed amount. The absolute distributions received by investors may vary from month to month depending on the net asset value of the Fund as of the end of the month.
12. This investment may involve risks that could result in loss of part or entire amount of investors' investment.
13. Investors should not invest in the Fund solely based on this document and should read the relevant offering documents for further details including risk factors.
14. Investors are responsible for their investment decisions and should seek independent financial and professional advice if required.

Our solution – UBS Strategy Income Sustainable[#]

Global Asset Allocation fund with 20% Equity + 80% Fixed Income



The fund is closely aligned with the general direction of sustainable investment



Expected monthly distribution of 6% p.a. fixed dividend^{11, 12}




Diversify across different markets and assets around the world



The ratio of equity and debt is adjusted by 15% due to the market situation

Focus on downside protection*

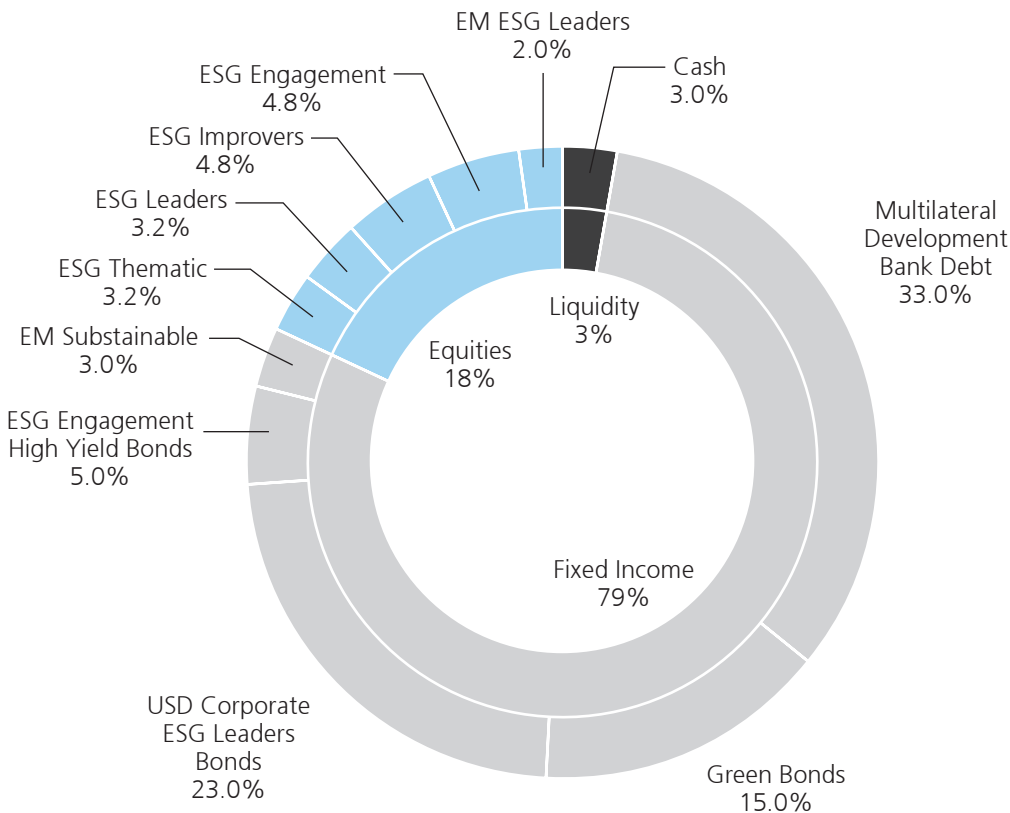


5-years volatility of 6.7% p.a. (USD P-acc class, as of end Jan 2023)



Mainly invests in Investment Grade ESG bond, average credit rating A+

Portfolio Allocation Yield global – USD



For illustrative purposes only. Source: UBS GWM CIO, data as of 31 March 2024. This composition is indicative only and can be amended by UBS at any time and at its own discretion.

[#] UBS (Lux) Strategy SICAV – Income Sustainable (USD)
^{*} Historical performance is no guarantee of future performance

Why UBS Asset Management for Sustainable Investing?*



Our commitment globally



A leading provider of sustainable offerings



Innovation, through client focused collaboration

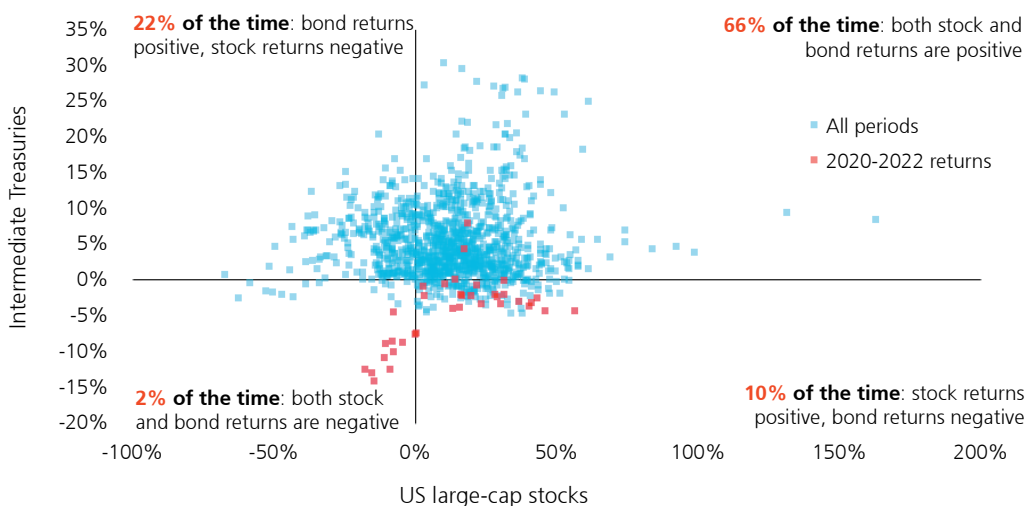
- **Top-down UBS commitment.** Executive Board KPIs related to sustainability
- **Net Zero** emissions across all AuM in AM by 2050 with interim targets
- **USD 152.5 billion** in sustainability-focused & impact strategies¹
- **Dedicated team** of richly skilled SI experts
- UN Principles for Responsible Investment (PRI) **five top score 5-star ratings** and 4-star ratings in all other assessment modules, **outranking the peer median** in every module²
- **Founding member of Net Zero Asset Managers initiative**³
- **A+ ranking** for Climate Stewardship⁴
- **40+ Sustainable Investment focused strategies** across asset classes
- All our submitted discretionary strategies achieved **4 or 5-stars**, in the 2022 GRESB Real Estate and Infrastructure Assessments⁵
- **20+ year history** in sustainable investing
- **Developed award winning** Climate Aware approach with leading UK pension fund⁶
- Active engagement with **Climate Action 100+**
- **Developed impact investing methodology** with leading Dutch pension fund and Harvard
- **Launched innovative climate transition fund in partnership with Aon**⁷ – aiming to mitigate climate-related investment risks with a positive impact on society

¹ Assets under management as of 30 June 2022, including non-fee bearing assets ² 2021 UN PRI Assessment ³ <http://www.netzeroassetmanagers.org> ⁴ <https://influencemap.org/report/Asset-Managers-and-Climate-Change-cf90d26dc312ebe02e97d2ff6079ed87> ⁵ 2022 GRESB Real Estate and Infrastructure Assessments: <https://www.ubs.com/global/en/assetmanagement/insights/asset-class-perspectives/private-markets/articles/gresb-real-estate-and-infrastructure-assessments-2022.html?caasID=CAAS-ActivityStream> ⁶ 2017 Fund Launch of the Year Award, Funds Europe ⁷ Source: UBS AM April 2022

Asset allocation funds offers diversification

It's very rare for stocks and bonds to fall together, but they often rally together

12-month rolling total returns for stocks (S&P 500) and bonds (Treasuries Intermediate) since 1926



Source: MorningstarDirect, UBS, as of July 2024

Charts and scenarios are for illustrative purposes only. Historical performance is no guarantee of future performance

Fund overview

Asset Allocation ⁸ (%)	Fund
Bonds	+83.3
Equities	+20.4
Cash	-3.7

Source: UBS Asset Management, data as of 28 February 2025.

8 This is not a recommendation to buy or sell any security

Market exposure ⁹ (%)	Fund
United States	64.5
United Kingdom	7.7
Philippines	5.7
Germany	3.6
Netherlands	2.0
Spain	1.9
France	1.8
Cote d'Ivoire	1.6
Australia	1.5
Others	9.8

Source: UBS Asset Management, data as of 28 February 2025.

9 This is not a recommendation to buy or sell any security

Credit quality ¹⁰ (%)	Fund
AAA	42.3
AA	5.7
A	11.3
BBB	17.5
BB	4.8
B	1.3
CCC	0.4

Source: UBS Asset Management, data as of 28 February 2025.

10 This is not a recommendation to buy or sell any security

Fund information	
Fund name	UBS (Lux) Strategy SICAV - Income Sustainable (USD)
Fund inception date	28 January 2014
Base currency	USD
Total fund assets	USD 69.76 million (as of 28 February 2025)
Management fee	1.04%
Dealing	Daily

Available share classes	ISIN
(HKD) P-6%-mdist ^{11, 12}	LU2536444511
P-6%-mdist ^{11, 12}	LU2536444438
P-acc	LU0994951548

11 The share classes with “-mdist” aim to pay dividends on a monthly basis. **Dividend is not guaranteed. Dividend may be paid out of capital.** Share classes with “-mdist” in their name may also make distributions out of capital and realized capital gains, at the discretion of the Management Company, or pay distributions out of gross income while charging/paying all or part of the fund’s fees and expenses to/out of the capital of the relevant fund, resulting in an increase in distributable income for the payment of distributions by the fund and therefore, the fund may effectively pay distributions out of capital. Any distributions involving payment of dividends out of the fund’s capital or payment of dividends effectively out of the fund’s capital (as the case may be) may result in an immediate reduction of the next asset value per share/unit.

12 A positive distribution yield does not imply a positive return. Distribution yield = (Dividend per unit on last record date x 12/Previous monthend NAV) x 100. The distribution yields shown here are for reference only. These share classes continue to distribute in periods that the Fund has negative return/is making losses which further reduces the NAV of the Fund. In extreme circumstances, investors may not be able to get back the original investment amount. Constant distributing share classes must not be seen as alternative to savings account or fixed-interest paying investment.

Follow us on WeChat and LinkedIn for more insights



WeChat



LinkedIn

Visit www.ubs.com/am-hk

Investment involves risks, and past performance figures shown are not indicative of future performance. The value of the funds and income from them can go up as well as down and consequently you may not get back the amount originally invested. Investors please refer to the offering document for further details including the risk factors.

The investment returns of some of our range of funds are denominated in currency other than USD/HKD. US/HK Dollar-based investors are therefore exposed to fluctuations in the US/HK dollar/foreign currency exchange rate.

Units of UBS funds mentioned in this publication may not be offered, sold or delivered in the USA. The document has not been reviewed by the Securities and Futures Commission in Hong Kong. The document is issued by UBS Asset Management (Hong Kong) Limited. A number of comments in this document are based on current expectations and are considered "forward-looking statements". Actual future results may prove to be different from expectations and any unforeseen risk or event may arise in the future. The opinions expressed are a reflection of UBS Asset Management's judgment at the time this document is compiled and any obligation to update or alter forward-looking statements as a result of new information, future events, or otherwise is disclaimed.

You are advised to exercise caution in relation to this document. The information in this document does not constitute advice and does not take into consideration your investment objectives, legal, financial or tax situation or particular needs in any other respect. Investors should be aware that past performance of investment is not necessarily indicative of future performance. Potential for profit is accompanied by possibility of loss. If you are in any doubt about any of the contents of this document, you should obtain independent professional advice.

Source for all data and charts (if not indicated otherwise): UBS Asset Management.

© Copyright UBS 2025. The key symbol and UBS are among the registered and unregistered trademarks of UBS. All rights reserved.