

# Get unconventional for income potentials

UBS (HK) Fund Series – **Global Income Bond (USD)**

## Important information

1. The Fund, **UBS (HK) Fund Series – Global Income Bond (USD) (“UBS Global Income Bond Fund”)**, invests primarily in global (including emerging markets) debt securities, including but not limited to government and non-government bonds (including bonds issued by local authorities, supra-nationals, agencies and corporate entities); fixed rate, variable rate (including floating rate), inflation-linked, convertible, secured, and unsecured, debt securities.
2. The Fund’s investments may be subject to risks associated with debt securities (such as credit/counterparty risk, interest rate risk, downgrading risk, valuation risk, credit rating risk, volatility and liquidity risk, sovereign debt risk, and risk associated with debt securities rated below investment grade and/or unrated), currency and exchange rate, currency hedging and emerging markets.
3. The Fund invests in emerging markets which may involve increased risks and special considerations not typically associated with investment in more developed markets, such as liquidity risks, currency risks/control, political and economic uncertainties, legal and taxation risks, settlement risks, custody risk and the likelihood of a high degree of volatility.
4. The Fund may invest in debt instruments with loss-absorption features. Such instruments are subject to greater risks when compared to traditional debt instruments as such instruments are typically subject to the risk of being written down or converted to ordinary shares upon the occurrence of pre-defined trigger event(s) which are likely to be outside of the issuer’s control. Such trigger events are complex and difficult to predict and may result in a significant or total reduction in the value of such instruments.
5. The Fund may use financial derivative instruments for investment and hedging purposes. The Fund’s net derivative exposure may be up to 50% of the Fund’s net asset value. The use of financial derivative instruments may involve additional risks such as counterparty/credit risk, liquidity risk, valuation risk, volatility risk and over-the-counter transaction risk.
6. In respect of unit classes with “-mdist” in their name, dividends may be paid from capital or effectively out of capital (i.e. pay distributions out of gross income while charging/ paying all or part of the Fund’s fees and expenses to/out of the capital of the Fund, resulting in an increase in distributable income for the payment of distributions) of the Fund, at the discretion of the manager, which amount to a return or withdrawal of part of an investor’s original investment or from any capital gains attributable to that original investment. Any such dividends may result in an immediate decrease of the net asset value per unit.
7. The fixed rate distribution unit classes (i.e. unit classes with “5%-mdist” in their name) continue to distribute in periods that the Fund has negative return or is making losses, which further reduces the net asset value of the Fund.
8. This investment may involve risks that could result in loss of part or entire amount of investors’ investment.
9. Investors should not invest in the Fund solely based on this document and should read the relevant offering documents for further details including risk factors.
10. Investors are responsible for their investment decisions and should seek independent financial and professional advice if required.

# The world today

Everybody understands the story of low yields and the need to look for consistent income. But what's lesser known is that interest rates have been volatile since the start of 2021 and can continue as the vaccine roll-out pushes expectations high on an economic recovery.

## How do volatile interest rates impact you?

As rates rise, the value of bonds can fall. As bond investors, your priority to preserve value could be impacted. And if your bond portfolio is benchmarked to core bond markets, your manager may not have as much flexibility to look beyond these to find more attractive income sources.

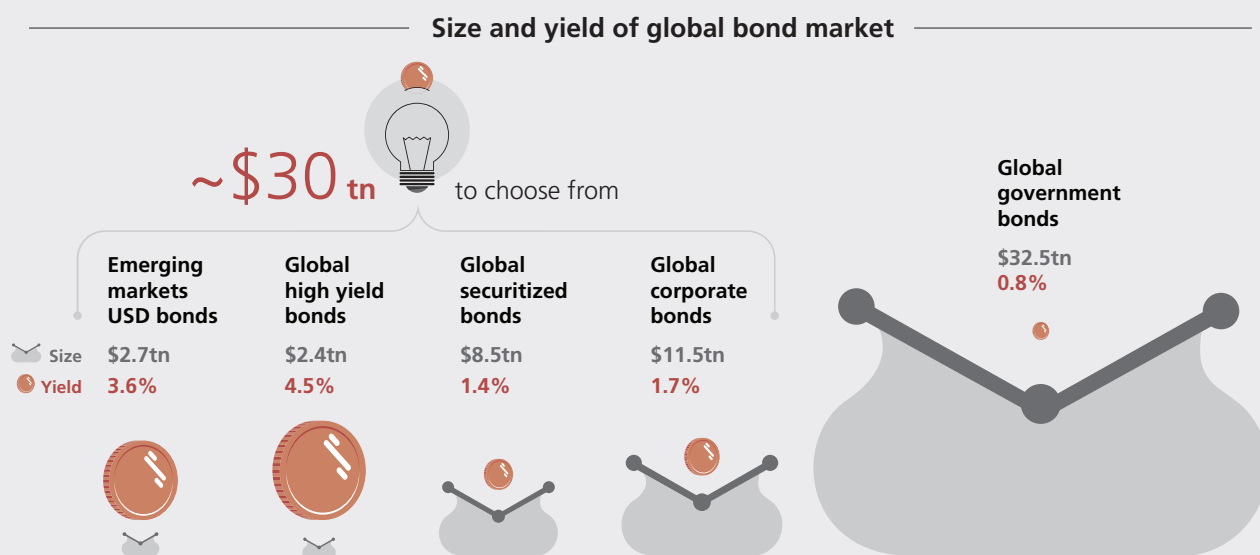
## Ride rate volatility and find unconventional income potentials with UBS (HK) Global Income Bond Fund

Three ways the Fund navigates volatility:

# 1

### Finding income by thinking out-of-the-box

Government bonds dominate core bond markets, but offer low yield. Investors can find higher income by looking to the USD 30tn non-government bond market.

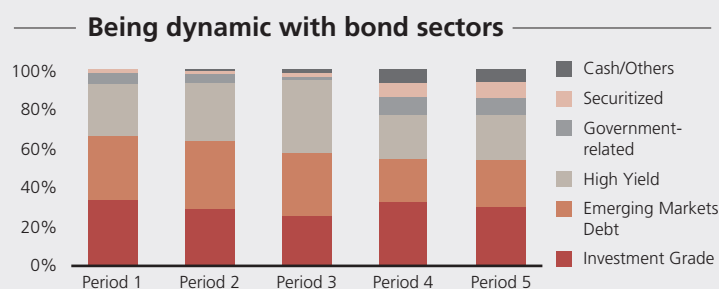


Source: Bloomberg Barclays Global Aggregate. Data as of 30 April 2021.

# 2

### Be flexible and move with the times

Put money in what makes sense for the current market environment, regardless of sectors or countries. By rotating across sectors, you can potentially lower the risk of your portfolio as you optimize income from the various sources.

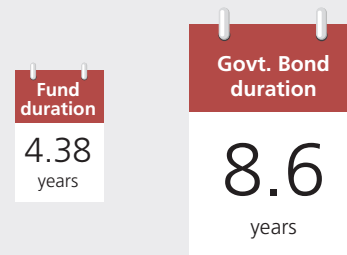


Source: UBS Asset Management, for illustrative purposes only.

# 3

### Actively managing interest rate risk

Look at bonds that are less tied to interest rate risks and taking portfolio duration up or down as the market changes.



Source: UBS Asset Management, as of 30 April 2021.

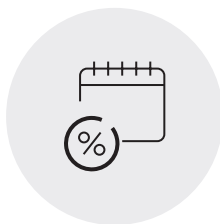
# Fund overview

This diversified, investment-grade Fund invests across credit sectors to generate income. It allocates dynamically to opportunities and is not constrained by a benchmark. The Fund also actively manages duration and currency risks.



**Indicative distribution yield<sup>1</sup>**

4.5%



**Duration (years)**

3.01



**Average rating of holdings**

BBB-

## Market allocation (%)

	Fund
United States	62.6
India	3.1
Ireland	2.8
United Kingdom	2.7
Brazil	2.5
Singapore	2.2
Mexico	2.1
Turkey	2.0
Germany	1.6
Qatar	1.6
Canada	1.5
Norway	1.5
Switzerland	1.4
Saudi Arabia	1.1
Other	9.4
Cash / Other	1.8

## Sector allocation (%)

	Fund
Government related	5.5
Corporate Investment Grade	41.7
Corporate High Yield	26.8
Collateralized	1.3
Collateralized Loan Obligation	0.0
Emerging Market Debt	22.9
Cash / Other	1.8

Notes:

Corporate Investment Grade includes Agency, Foreign Agency, Inflation-Linked, Local Authorities, Muni, Sovereign, Supranational, Treasury

Government related includes asset-backed securities, commercial mortgaged-backed securities, mortgage-backed securities, covered, Pfandbrief.

Collateralized includes collateralized debt obligations (CDO)

Collateralized Loan Obligation includes Cash & Equivalents, Forwards, Futures, Swaps, Options

Cash/Other: special reclassification

## Credit rating breakdown

<b>Investment Grade 58.9%</b>	AAA	0.0
	AA	7.5
	A	11.5
	BBB	40.0
<b>High Yield 39.2%</b>	BB	26.3
	B	12.5
	CCC	0.2
	CC	0.0
	C	0.2
	D	0.0
	NR <sup>2</sup>	0.1
Cash / Other	1.8	

Top 10 Bond Issuers	Fund (%)
Bay Area CA Toll Auth Toll Bri	2.86
JPMorgan Chase & Co	1.82
EQT Corp	1.77
Meritor Inc	1.73
Goldman Sachs Group Inc	1.73
Verizon Communications	1.69
Ford Motor Company	1.68
Travel + Leisure Co	1.64
Western Gas Partners LP	1.62
General Motors Finl Co	1.62

Source: UBS Asset Management, data as of 30 June 2022. The portfolio is actively managed, thus the allocations and positionings can be changed any time at UBS's/the portfolio manager's sole discretion. For information purposes only. Not investment advice or a recommendation to buy or sell any securities.

<sup>1</sup> Yield is not guaranteed.

<sup>2</sup> NR: Not rated

## Fund information

Fund name	UBS (HK) Fund Series – Global Income Bond (USD)
Fund inception date	17 March 2021
Base currency	USD
Management fee	1.07% p.a.
Subscription fee	Up to 3%
Distribution frequency	A-acc: reinvestment; A-mdist <sup>2,3</sup> : expected monthly

Available share classes	ISIN	Distribution Yield
Class A USD-acc	HK0000678158	Distribution reinvested
Class A USD-mdist <sup>2,3</sup>	HK0000678166	4.5%
Class A HKD-mdist <sup>2,3</sup>	HK0000678182	4.6%
Class A RMB hedged-mdist <sup>2,3</sup>	HK0000678208	7.3%

Source: UBS Asset Management, June 2022.

- 2 The share classes with “-mdist” aim to pay dividends on a monthly basis. **Dividend is not guaranteed. Dividend may be paid out of capital.** Share classes with “-mdist” in their name may also make distributions out of capital and realized capital gains, at the discretion of the Management Company, or pay distributions out of gross income while charging/paying all or part of the fund’s fees and expenses to/out of the capital of the relevant fund, resulting in an increase in distributable income for the payment of distributions by the fund and therefore, the fund may effectively pay distributions out of capital. Any distributions involving payment of dividends out of the fund’s capital or payment of dividends effectively out of the fund’s capital (as the case may be) may result in an immediate reduction of the next asset value per share/unit.
- 3 A positive distribution yield does not imply a positive return. Distribution yield = (Dividend per unit on last record date x 12 /Previous month-end NAV) x 100. The distribution yields shown here are for reference only. These share classes continue to distribute in periods that the Fund has negative return/is making losses which further reduces the NAV of the Fund. In extreme circumstances, investors may not be able to get back the original investment amount. Constant distributing share classes must not be seen as alternative to savings account or fixed-interest paying investment.

Follow us on WeChat and LinkedIn for more insights



WeChat



LinkedIn



Visit [www.ubs.com/am-hk](http://www.ubs.com/am-hk)

Investment involves risks, and past performance figures shown are not indicative of future performance. The value of the funds and income from them can go up as well as down and consequently you may not get back the amount originally invested. Investors please refer to the offering document for further details including the risk factors.

The investment returns of some of our range of funds are denominated in currency other than USD/HKD. US/HK Dollar-based investors are therefore exposed to fluctuations in the US/HK dollar/ foreign currency exchange rate.

Units of UBS funds mentioned in this publication may not be offered, sold or delivered in the USA.

The document has not been reviewed by the Securities and Futures Commission in Hong Kong. The document is issued by UBS Asset Management (Hong Kong) Limited.

A number of comments in this document are based on current expectations and are considered “forward-looking statements”. Actual future results may prove to be different from expectations and any unforeseen risk or event may arise in the future. The opinions expressed are a reflection of UBS Asset Management’s judgment at the time this document is compiled and any obligation to update or alter forward-looking statements as a result of new information, future events, or otherwise is disclaimed.

You are advised to exercise caution in relation to this document. The information in this document does not constitute advice and does not take into consideration your investment objectives, legal, financial or tax situation or particular needs in any other respect. Investors should be aware that past performance of investment is not necessarily indicative of future performance. Potential for profit is accompanied by possibility of loss. If you are in any doubt about any of the contents of this document, you should obtain independent professional advice.

Source for all data and charts (if not indicated otherwise): UBS Asset Management.

© Copyright UBS 2022. The key symbol and UBS are among the registered and unregistered trademarks of UBS. All rights reserved.

