

Dynamic, diverse, defensive

UBS (HK) Fund Series – **Asia Income Bond (USD)**

Important information

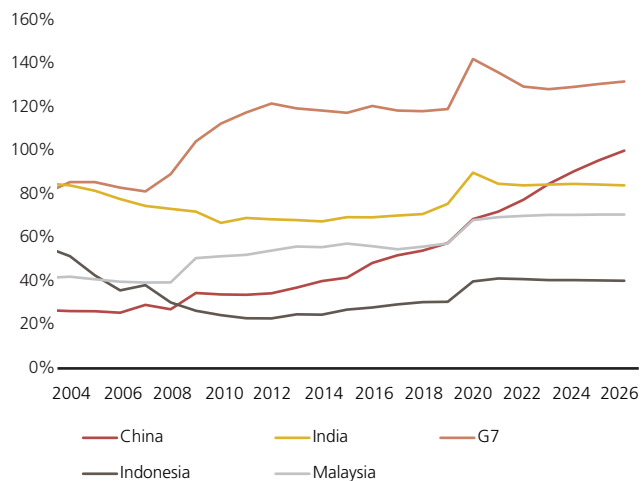
1. The Fund, **UBS (HK) Fund Series – Asia Income Bond (USD) (“UBS Asia Income Bond Fund”)**, invests primarily in debt securities issued or guaranteed by bodies in, registered in, or with significant operations in Asia (including emerging markets) including but not limited to government and non-government bonds (including bonds issued by local authorities, supra-nationals, agencies and corporate entities); fixed rate, variable rate (including floating rate), inflation-linked, convertible, secured, and unsecured, debt securities.
2. The Fund’s investments may be subject to risks associated with debt securities (such as credit/counterparty risk, interest rate risk, downgrading risk, valuation risk, credit rating risk, credit rating agency risk, volatility and liquidity risk, sovereign debt risk, and risk associated with debt securities rated below investment grade and/or unrated), investing in Mainland China (such as regulatory risk, tax risk, RMB currency and conversion risk, CIBM risk, Bond Connect risk, and RQFII risk), currency and exchange rate, currency hedging, concentration and emerging markets.
3. The Fund’s investments are concentrated in Asia (including China). The value of the Fund may be more volatile than that of a fund having a more diverse portfolio of investments, and more susceptible to adverse economic, political, policy, foreign exchange, liquidity, tax, legal or regulatory event affecting Asia (including China).
4. The Fund may invest in debt instruments with loss-absorption features. Such instruments are subject to greater risks when compared to traditional debt instruments as such instruments are typically subject to the risk of being written down or converted to ordinary shares upon the occurrence of pre-defined trigger event(s) which are likely to be outside of the issuer’s control. Such trigger events are complex and difficult to predict and may result in a significant or total reduction in the value of such instruments.
5. The Fund may use financial derivative instruments for investment and hedging purposes. The Fund’s net derivative exposure may be up to 50% of the Fund’s net asset value. The use of financial derivative instruments may involve additional risks such as counterparty/credit risk, liquidity risk, valuation risk, volatility risk and over-the-counter transaction risk.
6. In respect of unit classes with “-mdist” in their name, dividends may be paid from capital or effectively out of capital (i.e. pay distributions out of gross income while charging/ paying all or part of the Fund’s fees and expenses to/out of the capital of the Fund, resulting in an increase in distributable income for the payment of distributions) of the Fund, at the discretion of the manager, which amount to a return or withdrawal of part of an investor’s original investment or from any capital gains attributable to that original investment. Any such dividends may result in an immediate decrease of the net asset value per unit.
7. The fixed rate distribution unit classes (i.e. unit classes with “5%-mdist” in their name) continue to distribute in periods that the Fund has negative return or is making losses, which further reduces the net asset value of the Fund.
8. This investment may involve risks that could result in loss of part or entire amount of investors’ investment.
9. Investors should not invest in the Fund solely based on this document and should read the relevant offering documents for further details including risk factors.
10. Investors are responsible for their investment decisions and should seek independent financial and professional advice if required.

Asia, a bright spot for income investors

1. Strong fundamentals

Asia is a fast-growing region in the world with relatively low Debt-to-GDP ratios compare to some G7 countries and with improved credit fundamentals. Asian sovereign credit ratings are now all investment grade.

Debt-to-GDP ratio



Source: IMF. As of end February 2023. 2024-2026 is forecast data.

Credit rating change in 2015/2022

	S&P		Moody's	
	2015	2022	2015	2022
Thailand	AA-	A+	Aa3	A1
Taiwan	BBB-	BBB-	Baa3	Baa3
Philippines	BB+	BBB	Baa3	Baa2
Hong Kong	A-	A-	A3	A3
Singapore	AA-	AA	Aa2	Aa2
South Korea	AAA	AAA	Aaa	Aaa
Malaysia	AAA	AA+	Aa1	Aa3
Indonesia	BBB	BBB+	Baa2	Baa2
India	AA-	AA+	Aa3	Aa3
China	BBB+	BBB+	Baa1	Baa1

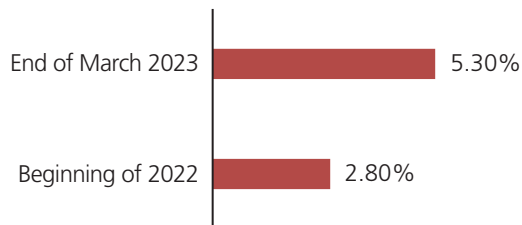
■ Rating upgrade in comparison period
■ Rating downgrade in comparison period

Source: Bloomberg Finance L.P. As of end February 2023.

2. Attractive Asian bond yields

Asian bond yields are more attractive than last year, and yields in Asia are higher than those in the US and EU.

Asian Investment Grade Bond Yields


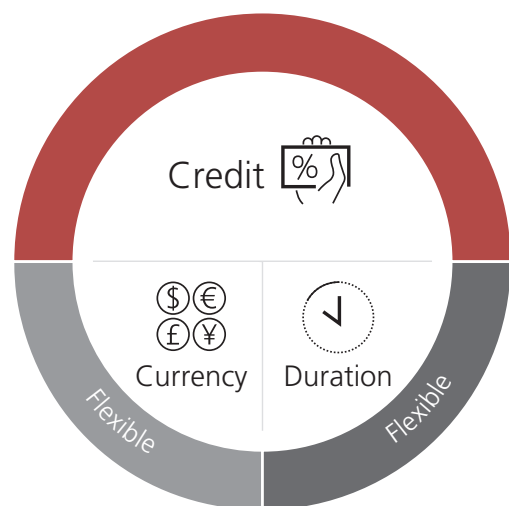


Asia High Yield Bond Yields



Source: Bloomberg. As of end February 2023. Yield Rate is not guaranteed.

Why UBS Asia Income Bond?



Interesting payout ratio (data as of 29 February 2024) :
8.0% / 8.0% p.a. (USD/HKD A-mdist)^{6,7}
7.1% p.a. (RMB hedged A-mdist)^{6,7}



Defensive, investment grade **~75%** of portfolio



Flexible exposure to Asian bonds, active duration management¹



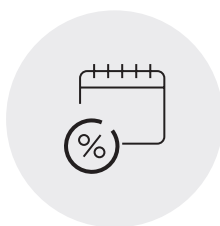
Experienced Team Management²

1 The asset portfolio is actively managed, so UBS/portfolio managers can change the allocation and positions at any time at their sole discretion.
 2 Sources: Indicators, 2020; Morningstar, 2017. Past performance is not indicative of future results.

Fund overview



Indicative portfolio yield³
6.25%



Duration (years)
4.35



Average rating of holdings
BBB+

Market allocation (%)

	Fund
China	21.23
South Korea	16.16
Hong Kong	10.12
Indonesia	9.14
India	8.30
Singapore	6.64
Philippines	5.47
Australia	3.60
United Kingdom	3.41
Malaysia	2.83
Thailand	2.67
Japan	1.82
Macau	1.53
Other	5.63
Cash & FX ⁴	1.43

Sector allocation (%)

	Fund
Financial	35.35
Quasi-Sovereign	19.72
Sovereign	10.70
TMT ⁵	7.48
Oil & Gas	6.14
Real Estate	5.03
Industrial	4.08
Consumer	2.38
Utilities	2.36
Diversified	2.04
Metals & Mining	2.02
Infrastructure	0.96
Transport	0.31
Cash & FX ⁴	1.43

Credit rating breakdown

Investment Grade 85.51%	AAA	2.00
	AA	15.19
	A	27.91
	BBB	40.41
High Yield 12.14%	BB	6.00
	B	3.18
	CCC	0.94
	CC	0.52
	C	0.07
	D	1.42
	Not rated	0.92
Cash/Other	1.43	

Top 10 Bond Issuers	Fund (%)
Bayfront Infra Mgmt Ltd	1.61
Korea Land & Housing Cor	1.24
Petronas Capital Ltd	1.12
Bharti Airtel Ltd	1.12
Republic Of Indonesia	1.05
Fwd Group Holdings Ltd	1.04
Republic Of Philippines	0.99
State Grid Overseas Inv	0.98
Oversea-Chinese Banking	0.97
Gs Caltex Corp	0.97

Source: UBS Asset Management, data as of 29 February 2024. The portfolio is actively managed, thus the allocations and positionings can be changed any time at UBS's/the portfolio manager's sole discretion. For information purposes only. Not investment advice or a recommendation to buy or sell any securities. Charts may not add up to 100% due to rounding.

³ Yield is not guaranteed.

⁴ FX: Foreign exchange

⁵ TMT: Technology, Media, and Telecommunications

Fund information

Fund name	UBS (HK) Fund Series – Asia Income Bond (USD)
Fund inception date	17 March 2021
Base currency	USD
Management fee	1.1% p.a.
Subscription fee	Up to 3%
Distribution frequency	A-acc: reinvestment; A-mdist ^{6,7} : expected monthly

Available share classes	ISIN	Distribution Yield
Class A USD-acc	HK0000679883	Distribution reinvested
Class A USD-mdist ^{6,7}	HK0000679891	8.0%
Class A USD-5%-mdist ^{6,7}	HK0000679909	4.9%
Class A HKD-mdist ^{6,7}	HK0000679917	8.0%
Class A HKD-5%-mdist ^{6,7}	HK0000679925	4.9%
Class A RMB hedged-mdist ^{6,7}	HK0000679933	7.1%
Class A AUD hedged-mdist ^{6,7}	HK0000679941	6.6%
Class A JPY hedged-nc-mdist ^{6,7}	HK0000959269	8.0%

Source: UBS Asset Management, February 2024.

6 The share classes with “-mdist” aim to pay dividends on a monthly basis. **Dividend is not guaranteed. Dividend may be paid out of capital.** Share classes with “-mdist” in their name may also make distributions out of capital and realized capital gains, at the discretion of the Management Company, or pay distributions out of gross income while charging/paying all or part of the fund’s fees and expenses to/out of the capital of the relevant fund, resulting in an increase in distributable income for the payment of distributions by the fund and therefore, the fund may effectively pay distributions out of capital. Any distributions involving payment of dividends out of the fund’s capital or payment of dividends effectively out of the fund’s capital (as the case may be) may result in an immediate reduction of the next asset value per share/unit.

7 A positive distribution yield does not imply a positive return. Distribution yield = (Dividend per unit on last record date x 12 / Previous month-end NAV) x 100. The distribution yields shown here are for reference only. These share classes continue to distribute in periods that the Fund has negative return/is making losses which further reduces the NAV of the Fund. In extreme circumstances, investors may not be able to get back the original investment amount. Constant distributing share classes must not be seen as alternative to savings account or fixed-interest paying investment.

Follow us on WeChat and LinkedIn for more insights



WeChat



LinkedIn

Visit www.ubs.com/am-hk

Investment involves risks, and past performance figures shown are not indicative of future performance. The value of the funds and income from them can go up as well as down and consequently you may not get back the amount originally invested. Investors please refer to the offering document for further details including the risk factors.

The investment returns of some of our range of funds are denominated in currency other than USD/HKD. US/HK Dollar-based investors are therefore exposed to fluctuations in the US/HK dollar/ foreign currency exchange rate.

Units of UBS funds mentioned in this publication may not be offered, sold or delivered in the USA.

The document has not been reviewed by the Securities and Futures Commission in Hong Kong. The document is issued by UBS Asset Management (Hong Kong) Limited.

A number of comments in this document are based on current expectations and are considered “forward-looking statements”. Actual future results may prove to be different from expectations and any unforeseen risk or event may arise in the future. The opinions expressed are a reflection of UBS Asset Management’s judgment at the time this document is compiled and any obligation to update or alter forward-looking statements as a result of new information, future events, or otherwise is disclaimed.

You are advised to exercise caution in relation to this document. The information in this document does not constitute advice and does not take into consideration your investment objectives, legal, financial or tax situation or particular needs in any other respect. Investors should be aware that past performance of investment is not necessarily indicative of future performance. Potential for profit is accompanied by possibility of loss. If you are in any doubt about any of the contents of this document, you should obtain independent professional advice.

Source for all data and charts (if not indicated otherwise): UBS Asset Management.

© Copyright UBS 2024. The key symbol and UBS are among the registered and unregistered trademarks of UBS. All rights reserved.