

Asia is powering tomorrow

UBS (HK) Fund Series – **Asia Allocation Opportunity (USD)**



BENCHMARK
Fund of the Year Awards 2020

Asia Allocation Mixed Asset
Best-in-class House Award

For more information about the awards mentioned, please visit the award page of our website.

Important information

1. The Fund, **UBS (HK) Fund Series – Asia Allocation Opportunity (USD)** ("**UBS Asia Allocation Opportunity Fund**"), invests primarily in Asia equities and Asian debt securities.
2. The asset allocation of the Fund will change according to the Manager's views of fundamental economic and market conditions and investment trends across the globe, taking into consideration factors such as liquidity, costs, timing of execution, relative attractiveness of individual securities and issuers available in the market.
3. The Fund's investments may be subject to risks associated with equities (including small/mid-capitalization companies risk, REITs risk), debt securities (such as credit/counterparty risk, interest rate risk, downgrading risk, valuation risk, credit rating risk, credit rating agency risk, volatility and liquidity risk, sovereign debt risk, and risk associated with debt securities rated below investment grade and/or unrated), dynamic asset allocation model, investing in Mainland China (such as regulatory risk, tax risk, RMB currency and conversion risk, China equity market risk, Stock Connect risk, CIBM risk, Bond Connect risk, QFII/RQFII risk, and SME Board, ChiNext market and/or STAR Board risk), currency and exchange rate, currency hedging, concentration and emerging markets.
4. The Fund's investments are concentrated in Asia (including China). The value of the Fund may be more volatile than that of a fund having a more diverse portfolio of investments, and more susceptible to adverse economic, political, policy, foreign exchange, liquidity, tax, legal or regulatory event affecting Asia (including China).
5. The Fund may gain exposure by investing in ETFs and will be subject to the risks associated with the underlying ETFs such as passive investment risk, tracking error risks, underlying index related risks, counterparty risks, trading risks and termination risk. The performance of the underlying ETFs will result in a corresponding impact on the Fund.
6. The Fund may also gain exposure by investing in other collective investment schemes and will be subject to the risks associated with the underlying funds. The Fund does not have control of the investments of the underlying funds and there is no assurance that the investment objective and strategy of the underlying funds will be successfully achieved which may have a negative impact to the net asset value of the Fund.
7. The Fund may invest in debt instruments with loss-absorption features. Such instruments are subject to greater risks when compared to traditional debt instruments as such instruments are typically subject to the risk of being written down or converted to ordinary shares upon the occurrence of pre-defined trigger event(s) which are likely to be outside of the issuer's control. Such trigger events are complex and difficult to predict and may result in a significant or total reduction in the value of such instruments.
8. The Fund may use financial derivative instruments for investment and hedging purposes. The Fund's net derivative exposure may be up to 50% of the Fund's net asset value. The use of financial derivative instruments may involve additional risks such as counterparty/credit risk, liquidity risk, valuation risk, volatility risk and over-the-counter transaction risk.
9. In respect of unit classes with "-mdist" in their name, dividends may be paid from capital or effectively out of capital (i.e. pay distributions out of gross income while charging/ paying all or part of the Fund's fees and expenses to/out of the capital of the Fund, resulting in an increase in distributable income for the payment of distributions) of the Fund, at the discretion of the manager, which amount to a return or withdrawal of part of an investor's original investment or from any capital gains attributable to that original investment. Any such dividends may result in an immediate decrease of the net asset value per unit.
10. The fixed rate distribution unit classes (i.e. unit classes with "6%-mdist" in their name) continue to distribute in periods that the Fund has negative return or is making losses, which further reduces the net asset value of the Fund.
11. This investment may involve risks that could result in loss of part or entire amount of investors' investment.
12. Investors should not invest in the Fund solely based on this document and should read the relevant offering documents for further details including risk factors.
13. Investors are responsible for their investment decisions and should seek independent financial and professional advice if required.

Asia is powering tomorrow's growth

This multi-asset Asia Fund invests across equities, Real Estate Investment Trusts (REITs), investment grade and high yield bonds. The top down asset allocation is actively managed and it taps into the UBS active traditional capabilities for security selection.

Get to the top with Asia UBS (HK) Asia Allocation Opportunity (Fund)

How does the Fund capture the diverse and dynamic growth drivers in Asia?

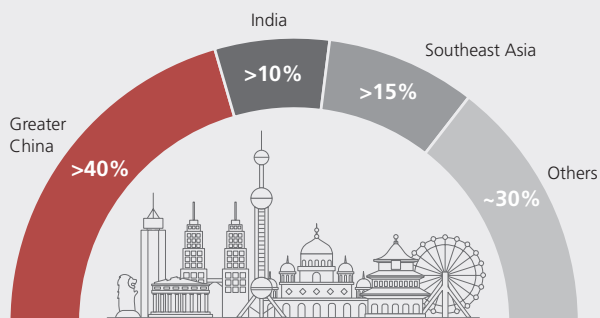
1 Investing in growth hotspots around Asia. So the Fund puts more money to work in:

a) Emerging Asia

China, India and Southeast Asia

These markets are powering Asia's wealth as it grows to contribute more than 60% of global GDP by 2030.

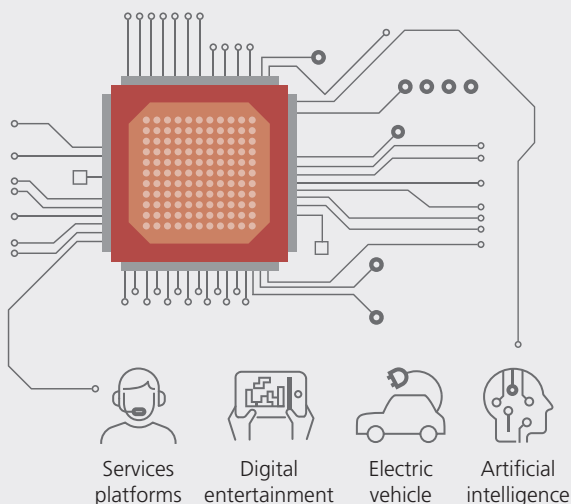
>70% of portfolio in high growth regions



Source: World Economic Forum, 2019.
UBS Asset Management, as of April 2021.

b) Sectors with a long growth runway

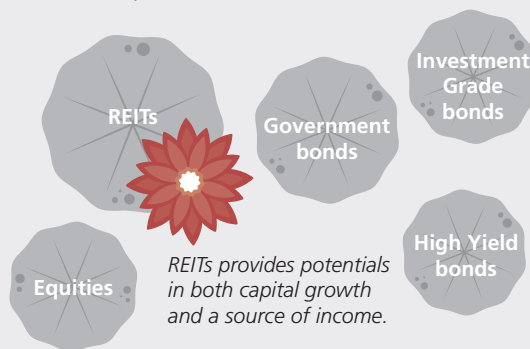
Asia's strong growth is driven by long-term trends like digital adoption and technology innovation. Semiconductors are an essential technology powering online tools and Asia is home to the most important semiconductor players.



2 Get potential income and grow your wealth along the way

Asia is the place for income. Its bond markets are among the highest yielding globally. What's more, we diversify this potential income source with dividends from APAC REITs.

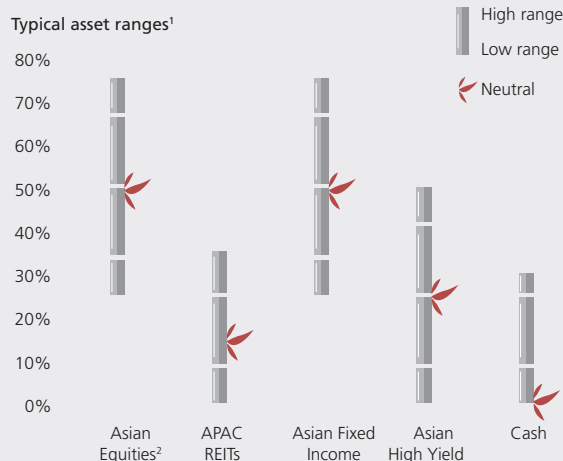
This way, our Asian equity managers can focus on capital growth and are free to build a high-conviction portfolio.



3 Don't stand still

Asia is dynamic and so are its markets. So we move money around the various asset classes as markets move and opportunities change. This helps us control portfolio risks and enhance the growth and income potential of the Fund.

Wide investment ranges give us flexibility to switch allocations as needed




1 Indicative ranges. For illustration purpose only.
2 Asian equities includes REITs.

Fund overview



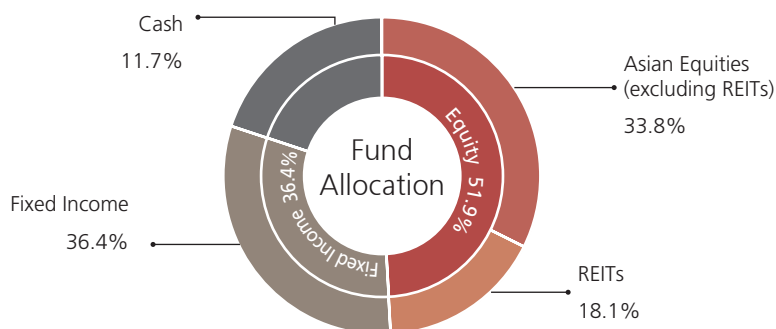
Estimated portfolio yield

3.7%



Option adjusted duration

1.9 years



Source: UBS Asset Management, data as of 31 August 2021. Charts may not add up to 100% due to rounding. Yield is not guaranteed.

Asia Equity exposure (51.9%)

Market allocation³

	Fund (%)	
Asian Equities (Ex REITs)	Mainland China	22.0
	Taiwan	16.8
	South Korea	10.7
	Indonesia	7.4
	Singapore	3.3
	Hong Kong	3.2
	India	1.9
	Thailand	0.0
	REITs	Singapore
Japan		10.2
Australia		9.6
Hong Kong		3.3

Sector allocation³

	Fund (%)
REITs	34.9
Information Technology	24.6
Financials	13.5
Communication Services	8.6
Consumer Discretionary	7.0
Industrials	3.3
Materials	2.9
Health Care	2.5
Consumer Staples	1.9
Real Estate	0.8

Top 5 Asia Equity & REITs holdings ⁶	Fund (%)
Taiwan Semiconductor Manufacturing Co Ltd	3.7
Tencent Holdings Ltd	2.4
Samsung Electronics Co Ltd	2.2
Goodman Group	2.1
Mirvac Group	2.0

Asia Fixed Income exposure (36.4%)

Market allocation^{3,4}

	Fund (%)
China	42.7
Hong Kong	16.5
India	13.1
Indonesia	5.2
Singapore	5.1
Thailand	4.1
South Korea	3.8
Philippines	3.4
Macau	2.0
Malaysia	1.6
Japan	1.4
Taiwan	0.9
Others	0.1

Sector allocation^{3,4}

	Fund (%)
Real Estate	36.1
Financial	25.0
Quasi-Sovereign	7.6
Consumer	5.9
Diversified	5.2
TMT ⁵	4.1
Oil & Gas	4.0
Metals & Mining	3.9
Industrial	2.9
Sovereign	2.5
Utilities	2.5
Infrastructure	0.2
Transport	0.1

Top 5 Asia Fixed Income holdings ⁶	Fund (%)
Kaisa Group Holdings Ltd 11.25% 04/16/2025	1.4
Periama Holdings LLC/De 5.95% 04/19/2026	1.3
Shui On Development Hldg 5.5% 06/29/2026	1.2
US Treasury N/B 3% 02/15/2047	1.1
Fortune Star BVI Ltd 5.95% 10/19/2025	1.0

Source: UBS Asset Management, data as of 31 August 2021. This information should not be considered as recommendation to buy or sell any security. The portfolio is actively managed, thus the allocations and positionings can be changed any time at UBS's /the portfolio manager's sole discretion.

3 Reweight to 100% 4 Physical bonds only 5 Technology, Media, and Telecom 6 Exposure includes look through of ETFs and futures

Fund information

Fund name	UBS (HK) Fund Series – Asia Allocation Opportunity (USD)
Fund inception date	17 March 2021
Base currency	USD
Management fee (p.a.)	Up to 1.3%
Subscription fee (p.a.)	Up to 3%
Distribution frequency	A-acc: reinvestment; A-mdist ^{7, 8} : expected monthly

Available share classes	ISIN	Distribution yield
Class A USD-acc	HK0000678273	Distribution reinvested
Class A USD-mdist ^{7, 8}	HK0000678281	4.0%
Class A HKD-mdist ^{7, 8}	HK0000678307	3.9%

Source: UBS Asset Management, August 2021.

7 The share classes with “-mdist” aim to pay dividends on a monthly basis. **Dividend is not guaranteed. Dividend may be paid out of capital.** Share classes with “-mdist” in their name may also make distributions out of capital and realized capital gains, at the discretion of the Management Company, or pay distributions out of gross income while charging/paying all or part of the fund’s fees and expenses to/out of the capital of the relevant fund, resulting in an increase in distributable income for the payment of distributions by the fund and therefore, the fund may effectively pay distributions out of capital. Any distributions involving payment of dividends out of the fund’s capital or payment of dividends effectively out of the fund’s capital (as the case may be) may result in an immediate reduction of the next asset value per share/unit.

8 A positive distribution yield does not imply a positive return. Distribution yield = (Dividend per unit on last record date x 12 /Previous month-end NAV) x 100. The distribution yields shown here are for reference only. These share classes continue to distribute in periods that the Fund has negative return/is making losses which further reduces the NAV of the Fund. In extreme circumstances, investors may not be able to get back the original investment amount. Constant distributing share classes must not be seen as alternative to savings account or fixed-interest paying investment.

Follow us on WeChat and LinkedIn for more insights



WeChat



LinkedIn



Visit www.ubs.com/am-hk

Investment involves risks, and past performance figures shown are not indicative of future performance. The value of the funds and income from them can go up as well as down and consequently you may not get back the amount originally invested. Investors please refer to the offering document for further details including the risk factors.

The investment returns of some of our range of funds are denominated in currency other than USD/HKD. US/HK Dollar-based investors are therefore exposed to fluctuations in the US/HK dollar/ foreign currency exchange rate.

Units of UBS funds mentioned in this publication may not be offered, sold or delivered in the USA.

The document has not been reviewed by the Securities and Futures Commission in Hong Kong. The document is issued by UBS Asset Management (Hong Kong) Limited.

A number of comments in this document are based on current expectations and are considered “forward-looking statements”. Actual future results may prove to be different from expectations and any unforeseen risk or event may arise in the future. The opinions expressed are a reflection of UBS Asset Management’s judgment at the time this document is compiled and any obligation to update or alter forward-looking statements as a result of new information, future events, or otherwise is disclaimed.

You are advised to exercise caution in relation to this document. The information in this document does not constitute advice and does not take into consideration your investment objectives, legal, financial or tax situation or particular needs in any other respect. Investors should be aware that past performance of investment is not necessarily indicative of future performance. Potential for profit is accompanied by possibility of loss. If you are in any doubt about any of the contents of this document, you should obtain independent professional advice.

Source for all data and charts (if not indicated otherwise): UBS Asset Management.

© Copyright UBS 2021. The key symbol and UBS are among the registered and unregistered trademarks of UBS. All rights reserved.

