

Swiss real estate market

UBS Swiss Real Estate Bubble Index: 4th quarter 2011

- The UBS Swiss Real Estate Bubble Index reached 0.80 in the fourth quarter of 2011, a considerable surge of 0.22 points.
- This strong quarter-on-quarter rise reflects increases, some of them considerable, in five of the six sub-indices.
- Basel-Stadt, Glattal-Furttal and Knonaueramt now also count as monitoring regions.

The UBS Swiss Real Estate Bubble Index currently stands at 0.80, an increase of 0.22 compared to the prior quarter. This level indicates a continued housing market boom in Switzerland. However, the index is also edging closer to the risk zone.

Five of the six sub-indices rose in the fourth quarter of 2011. The main drivers were a relatively strong surge in home prices, slight deflation and stagnant incomes. The impact of record-low interest rates is also hard to ignore. The fourth quarter saw above-average increases in household mortgage debt and the credit applications for residential property not intended for owner occupancy.

Methodology

The UBS Swiss Real Estate Bubble Index comprises six sub-indices that track: the relationship between purchase and rental prices, the relationship between house prices and household income, the relationship between house prices and inflation, the relationship between mortgage debt and income, the relationship between construction and gross domestic product (GDP) and the proportion of credit applications for residential property not intended for owner occupancy by UBS clients.

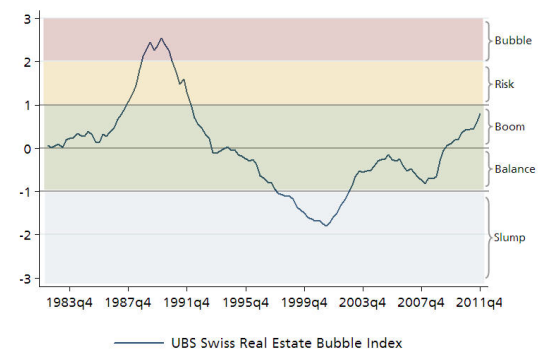
The UBS Swiss Real Estate Bubble Index is calculated as the average of trend-adjusted and standardized indicators weighted using a principal component analysis. The index level shows the deviation in standard deviations from the average, which is normalized to zero.

The index value is categorized into one of five levels: slump (below -1), balance (between -1 and 0), boom (between 0 and 1), risk (between 1 and 2) and bubble (above 2).

Matthias Holzhey, economist, UBS AG
matthias.holzhey@ubs.com

Claudio Saputelli, economist, UBS AG
claudio.saputelli@ubs.com

UBS Swiss Real Estate Bubble Index



Source: UBS WMR

Development of the UBS Swiss Real Estate Bubble Index

		Index
2009	Quarter 1	-0.27
	Quarter 2	-0.05
	Quarter 3	0.08
	Quarter 4	0.15
2010	Quarter 1	0.22
	Quarter 2	0.19
	Quarter 3	0.38
	Quarter 4	0.47
2011	Quarter 1	0.47
	Quarter 2	0.45
	Quarter 3	0.58
	Quarter 4	0.80

Source: UBS WMR

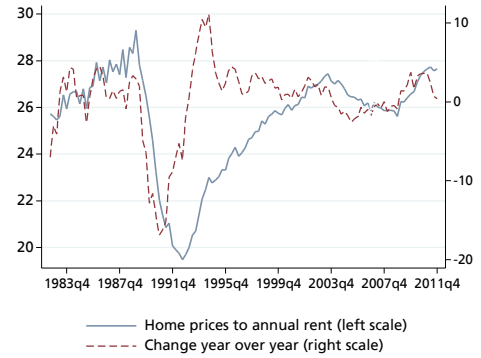
Sub-indices of the *UBS Swiss Real Estate Bubble Index*

Own home prices relative to annual rent

In the fourth quarter of 2011, the number of annual rents required to purchase an owner-occupied house of the same size rose marginally to 27.6. Since the long-term average is only 25 annual rents, the indicator is pointing to a growing imbalance in the housing market.

Home prices relative to annual rent

Level and change year-over-year in percent



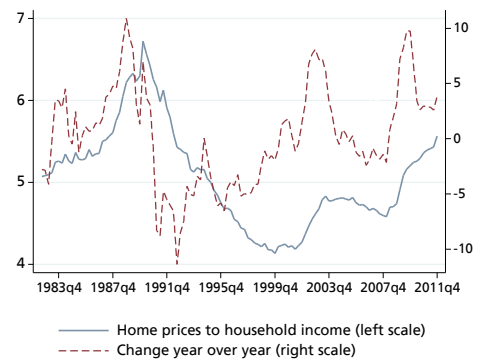
Sources: SNB; UBS WMR

Home prices relative to household income

This sub-index climbed steeply in the fourth quarter. Now, 5.6 average disposable household annual incomes (previous quarter: 5.4) are needed to purchase an owner-occupied house (median property). The rise was largely driven by an increase in condominium asking prices, while incomes stagnated further in the sluggish economy. The sub-index is, however, still well below the value recorded in 1990.

Home prices relative to household income

Level and change year-over-year in percent



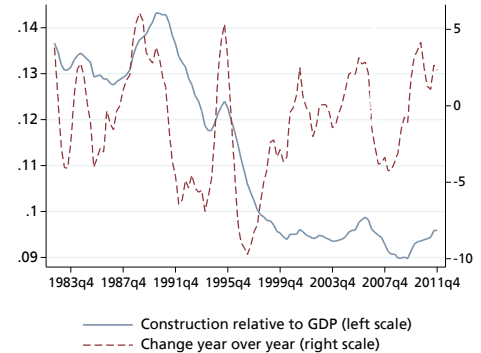
Sources: SNB; BFS; UBS WMR

Construction relative to gross domestic product (GDP)

Construction's contribution to GDP stayed steady at 9.6 percent. However, the data were not smoothed out and reveal a clear upward trend as the construction sector booms amid a softening economy. The indicator is still extremely low compared to the long-term trend, but we expect it to rise significantly this year, given construction companies' full order books.

Construction relative to gross domestic product

Level and change year-over-year in percent



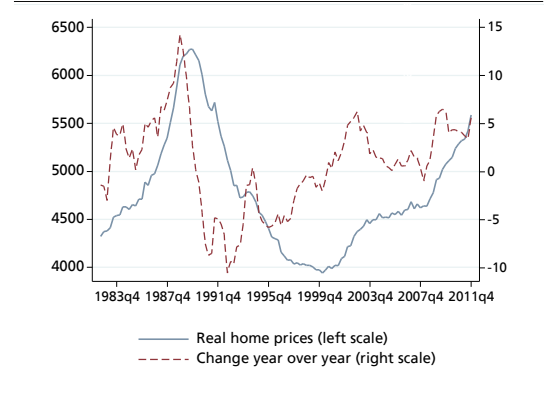
Sources: seco; BFS; UBS WMR

Own home prices relative to consumer prices

In the fourth quarter of 2011, the prices of owner-occupied houses increased 3.9 percent year-on-year in real terms. One of the main drivers was strong home price growth despite a slight decline in consumer prices. This indicator is lower than in the previous bubble, but higher than the long-term average. Since home prices generally do not outpace the general inflation rate over the long term, the indicator already shows that the real estate market is moderately overheated.

Home prices relative to consumer prices

Real home prices (CHF / m²) and change year-over-year in percent

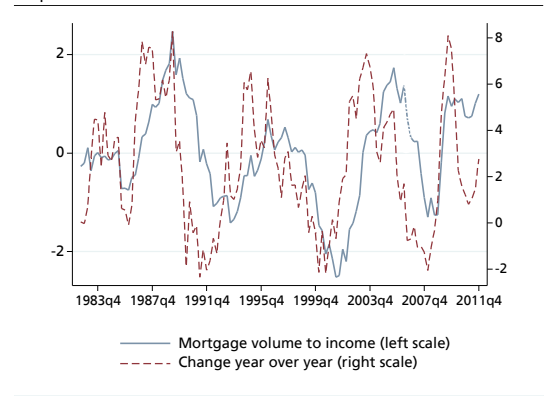


Mortgage volume relative to income

This indicator has risen strongly since the previous quarter and is once again more than one standard deviation above the long-term trend. Households have continued to acquire mortgage debt at a rapid pace and will probably not change their behavior in the current low-interest environment. However, the indicator is not showing the kind of high, persistent changes in indebtedness seen in 1989.

Mortgage volume relative to income

Mortgage debt of private households relative to income (detrended series) and change year-over-year in percent

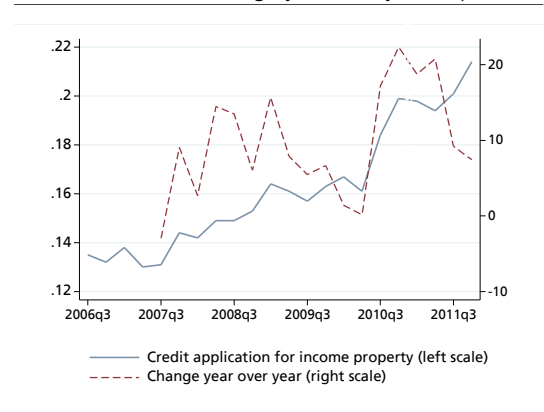


Credit applications for residential property not intended for owner occupancy (UBS clients)

Credit applications for residential property not intended for owner occupancy rose to 21.4 percent in the fourth quarter. This represents a considerable increase of 1.2 percentage points compared to the prior quarter. A rise in this measure reflects increasing interest in owning real estate as a financial investment or possible speculative purchases. Since the underlying data only go back to the third quarter of 2006, we cannot compare the current situation with the 1980s real estate bubble.

Credit applications for residential property not intended for owner occupancy

Share of total and change year-over-year in percent



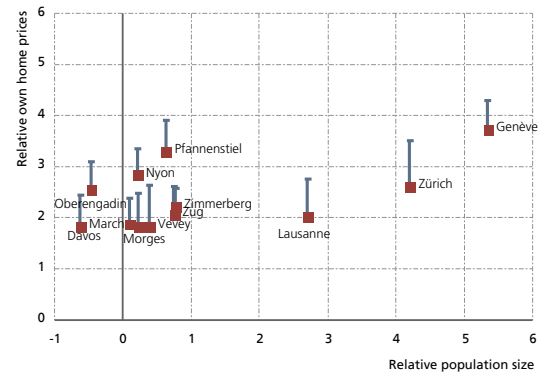
Regions with risk potential for the residential real estate market

There have been no changes in the group of risk regions with a high potential for regional home price corrections. The Zurich, Geneva and Lausanne economic regions remain Switzerland's most risky as a result of their national importance. Other regions considered risky include the large metropolitan areas of Zug, Pfannenstiel, Zimmerberg, March, Vevey, Morges and Nyon, as well as the tourist regions of Davos and Oberengadin. The group of monitoring regions has grown to include Basel-Stadt, Glattal-Furttal and Knonaueramt. This category still includes Limmattal, Unteres Baselbiet and Saanen-Obersimmental.

Methodology

Our selection of risk regions is tied to the level of the UBS Swiss Real Estate Bubble Index and is based on a multi-level selection process utilizing regional population and property price data (see appendix).

Risk regions for the residential real estate market

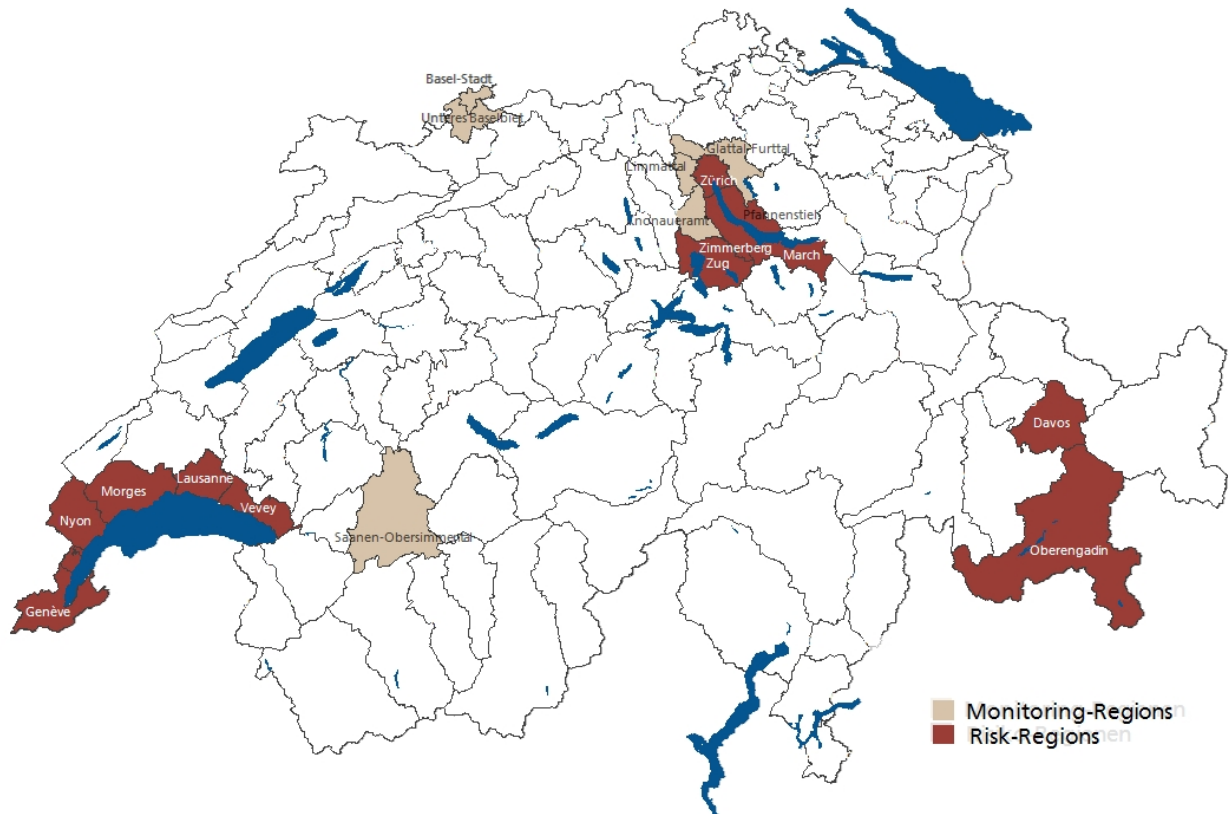


Sources: Wüest & Partner; BFS; UBS WMR
 Number of standard deviations from the Swiss median value for population and own home prices. The further to the right and to the top a region is located, the greater the risks of a price correction.

Price rises over the last three years are additionally shown as a bar, with a span of 1 unit representing an annual 10 percent gain.

Regional risk map

Risk- and monitoring regions for the Swiss residential real estate market



Sources: Wüest & Partner; BFS; UBS WMR

Appendix: Regional analysis

We utilize an adjusted relative market growth matrix to measure regional risks and risk accruing to the Swiss economy in relation to the situation of the overall market.

First, every region is assigned to one of four categories on the basis of population and population development (outer matrix):

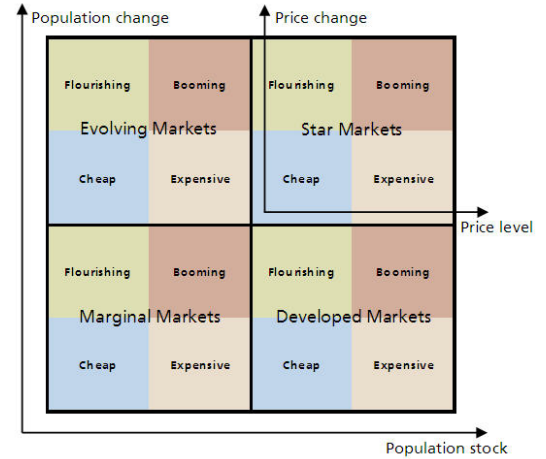
- *Star markets* – densely-populated regions with above-average population growth
- *Saturated markets* - densely-populated regions with below-average population growth
- *Growth markets* – small regions with above-average population growth
- *Niche markets* - small regions with below-average population growth

Secondly, the regions are assigned to one of four further categories (inner matrix), irrespective of their categorization described above, based on price levels and housing price increases:

- *Booming* – expensive regions with above-average price increases
- *Expensive* – expensive regions with below-average price increases
- *Flourishing* – cheap regions with above-average price increases
- *Cheap* – cheap regions with below-average price increases

Thirdly, the relative market growth matrix is linked to the UBS Swiss Real Estate Bubble Index, rendering the selection criteria dependent on the current index level. The higher the index level, the less (relatively) restrictive the selection of regions is.

Relativ market growth matrix With population and prices as variables

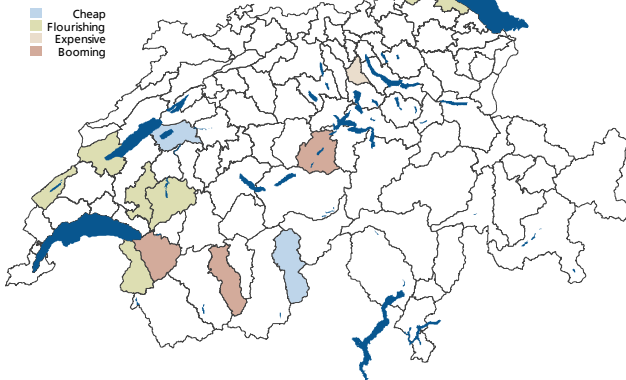


Source: UBS WMR

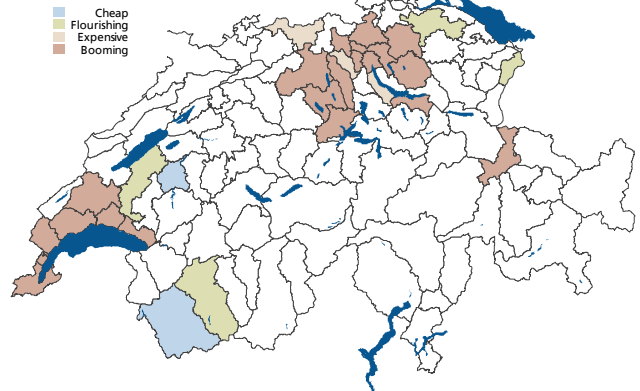
Example: The upper right quadrant – Star market, booming – contains all regions with both above-average population growth and price increases and that are among the most populated and expensive regions.

Categorization using the relative market growth matrix – overview

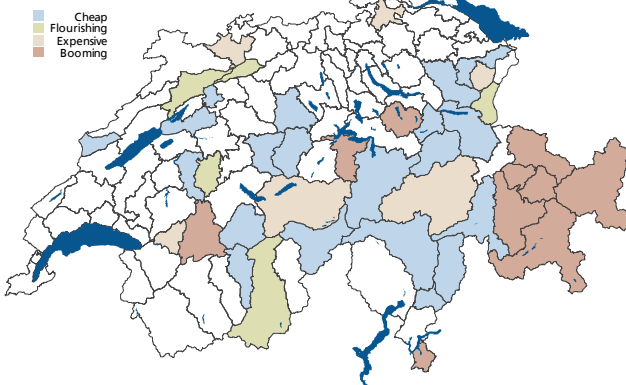
Evolving Markets



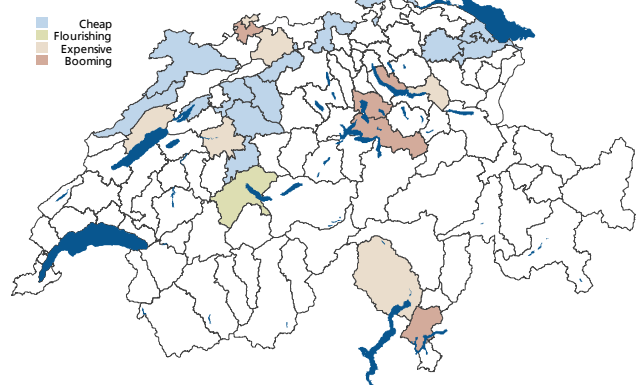
Star Markets



Marginal Markets



Developed Markets



Sources: Wüest & Partner; BFS; UBS WMR

Appendix

Global Disclaimer

Wealth Management Research is published by Wealth Management & Swiss Bank and Wealth Management Americas, Business Divisions of UBS AG (UBS) or an affiliate thereof. In certain countries UBS AG is referred to as UBS SA. This publication is for your information only and is not intended as an offer, or a solicitation of an offer, to buy or sell any investment or other specific product. The analysis contained herein is based on numerous assumptions. Different assumptions could result in materially different results. Certain services and products are subject to legal restrictions and cannot be offered worldwide on an unrestricted basis and/or may not be eligible for sale to all investors. All information and opinions expressed in this document were obtained from sources believed to be reliable and in good faith, but no representation or warranty, express or implied, is made as to its accuracy or completeness (other than disclosures relating to UBS and its affiliates). All information and opinions as well as any prices indicated are current as of the date of this report, and are subject to change without notice. Opinions expressed herein may differ or be contrary to those expressed by other business areas or divisions of UBS as a result of using different assumptions and/or criteria. At any time UBS AG and other companies in the UBS group (or employees thereof) may have a long or short position, or deal as principal or agent, in relevant securities or provide advisory or other services to the issuer of relevant securities or to a company connected with an issuer. Some investments may not be readily realizable since the market in the securities is illiquid and therefore valuing the investment and identifying the risk to which you are exposed may be difficult to quantify. UBS relies on information barriers to control the flow of information contained in one or more areas within UBS, into other areas, units, divisions or affiliates of UBS. Futures and options trading is considered risky. Past performance of an investment is no guarantee for its future performance. Some investments may be subject to sudden and large falls in value and on realization you may receive back less than you invested or may be required to pay more. Changes in FX rates may have an adverse effect on the price, value or income of an investment. We are of necessity unable to take into account the particular investment objectives, financial situation and needs of our individual clients and we would recommend that you take financial and/or tax advice as to the implications (including tax) of investing in any of the products mentioned herein. This document may not be reproduced or copies circulated without prior authority of UBS or a subsidiary of UBS. UBS expressly prohibits the distribution and transfer of this document to third parties for any reason. UBS will not be liable for any claims or lawsuits from any third parties arising from the use or distribution of this document. This report is for distribution only under such circumstances as may be permitted by applicable law.

Australia: 1) **Clients of UBS Wealth Management Australia Ltd:** This notice is distributed to clients of UBS Wealth Management Australia Ltd ABN 50 005 311 937 (Holder of Australian Financial Services Licence No. 231127), Chifley Tower, 2 Chifley Square, Sydney, New South Wales, NSW 2000, by UBS Wealth Management Australia Ltd.: This Document contains general information and/or general advice only and does not constitute personal financial product advice. As such the content of the Document was prepared without taking into account the objectives, financial situation or needs of any specific recipient. Prior to making any investment decision, a recipient should obtain personal financial product advice from an independent adviser and consider any relevant offer documents (including any product disclosure statement) where the acquisition of financial products is being considered. 2) **Clients of UBS AG:** This notice is issued by UBS AG ABN 47 088 129 613 (Holder of Australian Financial Services Licence No 231087): This Document is issued and distributed by UBS AG. This is the case despite anything to the contrary in the Document. The Document is intended for use only by "Wholesale Clients" as defined in section 761G ("Wholesale Clients") of the Corporations Act 2001 (Cth) ("Corporations Act"). In no circumstances may the Document be made available by UBS AG to a "Retail Client" as defined in section 761G of the Corporations Act. UBS AG's research services are only available to Wholesale Clients. The Document is general information only and does not take into account any person's investment objectives, financial and taxation situation or particular needs. **Austria:** This publication is not intended to constitute a public offer or a comparable solicitation under Austrian law and will only be used under circumstances which will not be equivalent to a public offering of securities in Austria. The document may only be used by the direct recipient of this information and may under no circumstances be passed on to any other investor. **Bahamas:** This publication is distributed to private clients of UBS (Bahamas) Ltd and is not intended for distribution to persons designated as a Bahamian citizen or resident under the Bahamas Exchange Control Regulations. **Bahrain:** UBS AG is a Swiss bank not licensed, supervised or regulated in Bahrain by the Central Bank of Bahrain and does not undertake banking or investment business activities in Bahrain. Therefore, Clients have no protection under local banking and investment services laws and regulations. **Belgium:** This publication is not intended to constitute a public offering or a comparable solicitation under Belgian law, but might be made available for information purposes to clients of UBS Belgium NV/SA, a regulated bank under the "Commission Bancaire, Financière et des Assurances", to which this publication has not been submitted for approval. **Canada:** In Canada, this publication is distributed to clients of UBS Wealth Management Canada by UBS Investment Management Canada Inc.. **Dubai:** Research is issued by UBS AG Dubai Branch within the DIFC, is intended for professional clients only and is not for onward distribution within the United Arab Emirates. **France:** This publication is distributed by UBS (France) S.A., French "société anonyme" with share capital of € 125.726.944, 69, boulevard Haussmann F-75008 Paris, R.C.S. Paris B 421 255 670, to its clients and prospects. UBS (France) S.A. is a provider of investment services duly authorized according to the terms of the "Code Monétaire et Financier", regulated by French banking and financial authorities as the "Banque de France" and the "Autorité des Marchés Financiers". **Germany:** The issuer under German Law is UBS Deutschland AG, Bockenheimer Landstrasse 2-4, 60306 Frankfurt am Main. UBS Deutschland AG is authorized and regulated by the "Bundesanstalt für Finanzdienstleistungsaufsicht". **Hong Kong:** This publication is distributed to clients of UBS AG Hong Kong Branch by UBS AG Hong Kong Branch, a licensed bank under the Hong Kong Banking Ordinance and a registered institution under the Securities and Futures Ordinance. **Indonesia:** This research or publication is not intended and not prepared for purposes of public offering of securities under the Indonesian Capital Market Law and its implementing regulations. Securities mentioned in this material have not been, and will not be, registered under the Indonesian Capital Market Law and Regulations. **Italy:** This publication is distributed to the clients of UBS (Italia) S.p.A., via del vecchio politecnico 3, Milano, an Italian bank duly authorized by Bank of Italy to the provision of financial services and supervised by "Consob" and Bank of Italy. **Jersey:** UBS AG, Jersey Branch, is regulated and authorized by the Jersey Financial Services Commission for the conduct of banking, funds and investment business. **Luxembourg:** This publication is not intended to constitute a public offer under Luxembourg law, but might be made available for information purposes to clients of UBS (Luxembourg) S.A., a regulated bank under the supervision of the "Commission de Surveillance du Secteur Financier" (CSSF), to which this publication has not been submitted for approval. **Mexico:** This document has been distributed by UBS Asesores México, S.A. de C.V., a company which is not subject to supervision by the National Banking and Securities Commission of Mexico and is not part of UBS Grupo Financiero, S.A. de C.V. or of any other Mexican financial group and whose obligations are not guaranteed by any third party. UBS Asesores México, S.A. de C.V. does not guarantee any yield whatsoever. **Singapore:** Please contact UBS AG Singapore branch, an exempt financial adviser under the Singapore Financial Advisers Act (Cap. 110) and a wholesale bank licensed under the Singapore Banking Act (Cap. 19) regulated by the Monetary Authority of Singapore, in respect of any matters arising from, or in connection with, the analysis or report. **Spain:** This publication is distributed to clients of UBS Bank, S.A. by UBS Bank, S.A., a bank registered with the Bank of Spain. **UAE:** This research report is not intended to constitute an offer, sale or delivery of shares or other securities under the laws of the United Arab Emirates (UAE). The contents of this report have not been and will not be approved by any authority in the United Arab Emirates including the UAE Central Bank or Dubai Financial Authorities, the Emirates Securities and Commodities Authority, the Dubai Financial Market, the Abu Dhabi Securities market or any other UAE exchange. **UK:** Approved by UBS AG, authorized and regulated in the UK by the Financial Services Authority. A member of the London Stock Exchange. This publication is distributed to private clients of UBS London in the UK. Where products or services are provided from outside the UK, they will not be covered by the UK regulatory regime or the Financial Services Compensation Scheme. **USA:** Distributed to US persons by UBS Financial Services Inc., a subsidiary of UBS AG. UBS Securities LLC is a subsidiary of UBS AG and an affiliate of UBS Financial Services Inc. UBS Financial Services Inc. accepts responsibility for the content of a report prepared by a non-US affiliate when it distributes reports to US persons. All transactions by a US person in the securities mentioned in this report should be effected through a US-registered broker dealer affiliated with UBS, and not through a non-US affiliate.

Version 05/2011.

© UBS 2012. The key symbol and UBS are among the registered and unregistered trademarks of UBS. All rights reserved.