

UBS Multi Asset Inflation Aware Index

A Global Multi-Asset Index that
Adapts to Inflation Regimes.



UBS Multi Asset Inflation Aware Index Overview


The UBS Multi Asset Inflation Aware Index (the “Index” or the “UBS-MAIA Index”) aims to provide a diversified and global exposure to equities, bonds and commodities using a risk-based allocation that is informed by market implied U.S. inflation environment.

Each asset class features a specific investment mechanism. Equities use an **intraday rebalancing** methodology to quickly react to changes in equity markets. Bonds use a **dynamic weighting mechanism** allowing it to adapt to various rates environments. In addition, a **diversified commodity** strategy is used as an uncorrelated source of returns particularly in periods of high inflation.

Finally, the Index targets a volatility of 5% with the goal of providing smooth and stable returns over the long run.

Ticker	UBSMAIA5 Index
Website	www.ubs.com/ubsmaia5
Index Sponsor	UBS AG
Index Type	Excess Return
Calculation Agent	MerQube, Inc
Backtest Start Date	Mar 31 st , 2004
Index Live Date	Nov 11 th , 2022
Volatility Target	5%
Maximum Exposure	300%
Rebalance Frequency	Daily (equity component might be rebalanced intraday)

Index Building Blocks



Inflation regime using market implied inflation expectations

- Level of inflation expectations relative to historical levels: low, medium or high
- Recent change in inflation expectations: decrease, stable or increase
- Nine different inflation regimes

Monthly allocation to a global exposure, informed by current inflation regime

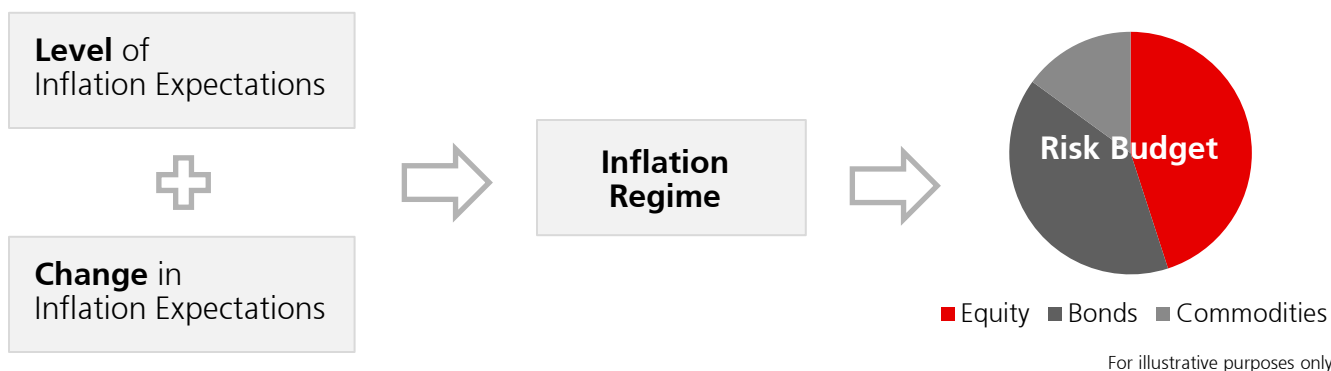
- Global equities, covering US (S&P 500[®]), Europe (Euro Stoxx 50[®]) and Japan (Topix 100[®]) with intraday risk control
- Global dynamic bonds exposure covering US 10Y Treasuries, German 10Y Bunds and Japanese 10Y JGB
- Diversified commodity strategy harvesting supply/demand imbalances across 21 different commodities

Multi-layer volatility control

- Volatility control on each of the Index sub-components
- Top level volatility control
- Rebalancing the overall Index daily, targeting 5% volatility (equity component might be rebalanced intraday)

Inflation Regime Determines Risk-Based Asset Allocation

The allocation to the three asset classes uses a risk budgeting approach with target risk budgets based on current inflation regime. Inflation regime is updated on a monthly basis.



Inflation Regime and Associated Risk Budget

		Inflation Level ←		
		High	Medium	Low
Inflation Change ↑	Increase	Commodity tilt	Equity & Commodity tilt	Equity & Bond tilt
	Stable	Equity tilt	Balanced	Balanced
	Decrease	Equity tilt	Balanced	Bond tilt

Global Multi-Asset Exposure

Global Equities

Exposure to the US, European and Japanese equity markets through the S&P 500®, Euro Stoxx 50® and Topix 100® futures

Global Bonds

Exposure to the US, European and Japanese bond markets through 10Y US Treasuries, 10Y German Bunds and 10Y Japanese Government Bonds futures



Diversified Commodities

Exposure to commodities market (excluding precious metals) to harvest supply/demand imbalances across 21 commodities

Global Equities

The Equity Intraday Strategy aims to adjust equity exposure intraday during times of market stress or large equity movements.

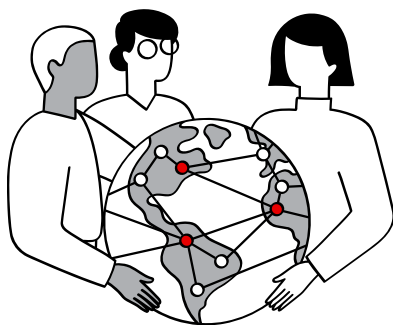
- The Equities component of the Index can react to the intraday performance of the **S&P 500[®]**, **Euro Stoxx 50[®]** and **Topix 100[®]** futures during each of their respective time zones.
- The target weights are consistent with global equity benchmarks at, respectively, **55%**, **30%** and **15%** for S&P 500[®], Euro Stoxx 50[®] and Topix 100[®].

Volatility Low	 Increase Position
Volatility High or Large Drawdown	 Decrease Position

Around the Clock Trading

Observing and potentially adjusting equity exposures for a combined **19 out of 24 hours a day***.

* assuming the 3 relevant markets are open on that day.



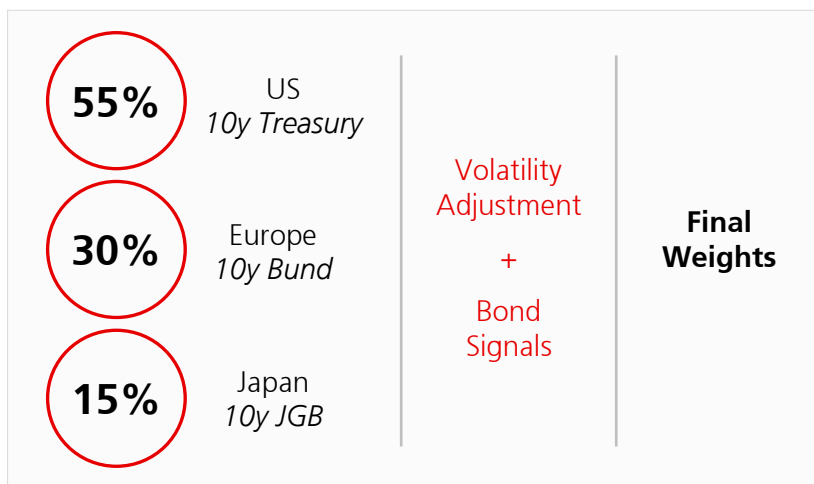
- The equity components can **rebalance intraday** to react to market moves, taking both volatility and drawdown into consideration.
- In the case of a **significant market sell-off*** in any of the three markets during the day, the strategy will **respond intraday** and decrease exposure by reducing the futures positions in that market and reallocating the proceeds to cash.
- **Turnover controls** are in place to avoid excessive rebalancing.

* -1% for S&P 500[®] futures, -1.5% for Euro Stoxx 50[®] futures and Topix 100[®] futures compared to their last closing prices.

Global Bonds

Exposure to three sovereign bonds via futures, with volatility control and dynamic weighting mechanisms.

- The target weight of each country in the Global Bonds component is determined in line with the Global Equities basket.
- **Weights are adjusted** to ensure that each sub-component contributes to the bond portfolio according to their **realized volatility** (up to a cap).
- Sub-component weights are also adjusted utilizing a combination of **bond signals** (carry, trend and value). Each sub-component can **dynamically adapt to its country's rates environment**, designed to reduce bond exposure in a rising rates environment.



For illustrative purposes only.

Commodities

The commodities component applies a volatility control mechanism on the **UBS Commodity Alpha Beta-Neutral Strategy Index ("CABNS")**, which has been live since March 2011.

- The CABNS Index is designed to generate alpha from inefficiencies across various commodity futures curves that persist due to structural features such as storage costs and supply-demand dynamics.
- The exposure to the CABNS Index is dynamically adjusted to target a volatility around 5%.
- The CABNS Index takes short positions in components of the Bloomberg Commodity Index and long positions in components of the Bloomberg Commodity Index 3 Month Forward. It excludes precious metals in both positions.
- Long positions are scaled monthly using a dynamic hedge ratio (between 0.5 and 1.5, aiming to be market neutral).

Multi-Layer Volatility Control

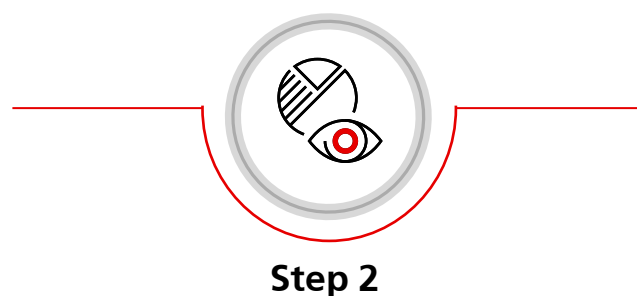
To target a volatility around 5% over the long term, the Index applies a multi-layer risk control that measures:

1. The volatility of the index sub-components and their correlations
2. The realized volatility of the final index itself



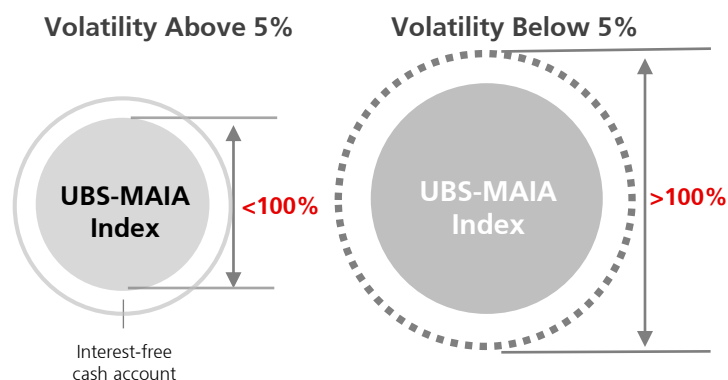
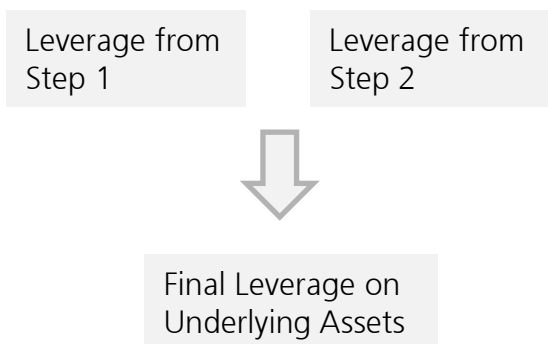
Volatility of the sub-components

- Recent volatility of the sub-components are measured daily for Bonds and Commodities, and measured intraday for Equities.
- Each sub-component is designed to target a realized volatility of 5%.



Volatility of the final Index

- Realized volatility of the Index itself is measured daily over multiple lookback windows.
- Both short-term and long-term volatility measures are used to determine the final leverage and aim to keep the final Index realized volatility in line with its 5% target over the long term.

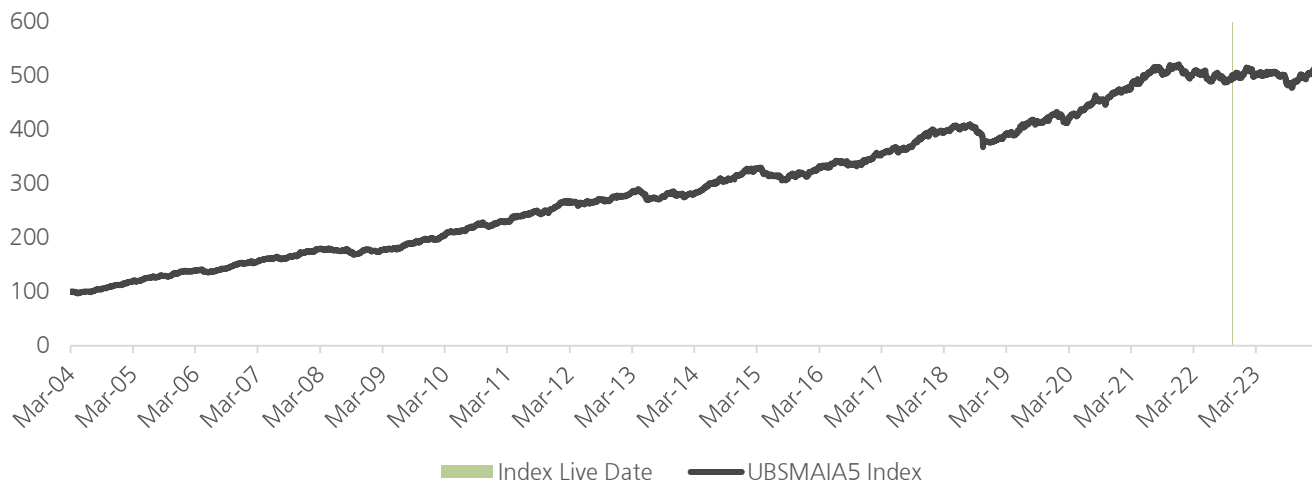


Leverage capped at 300%. Graphics for illustrative purposes only.

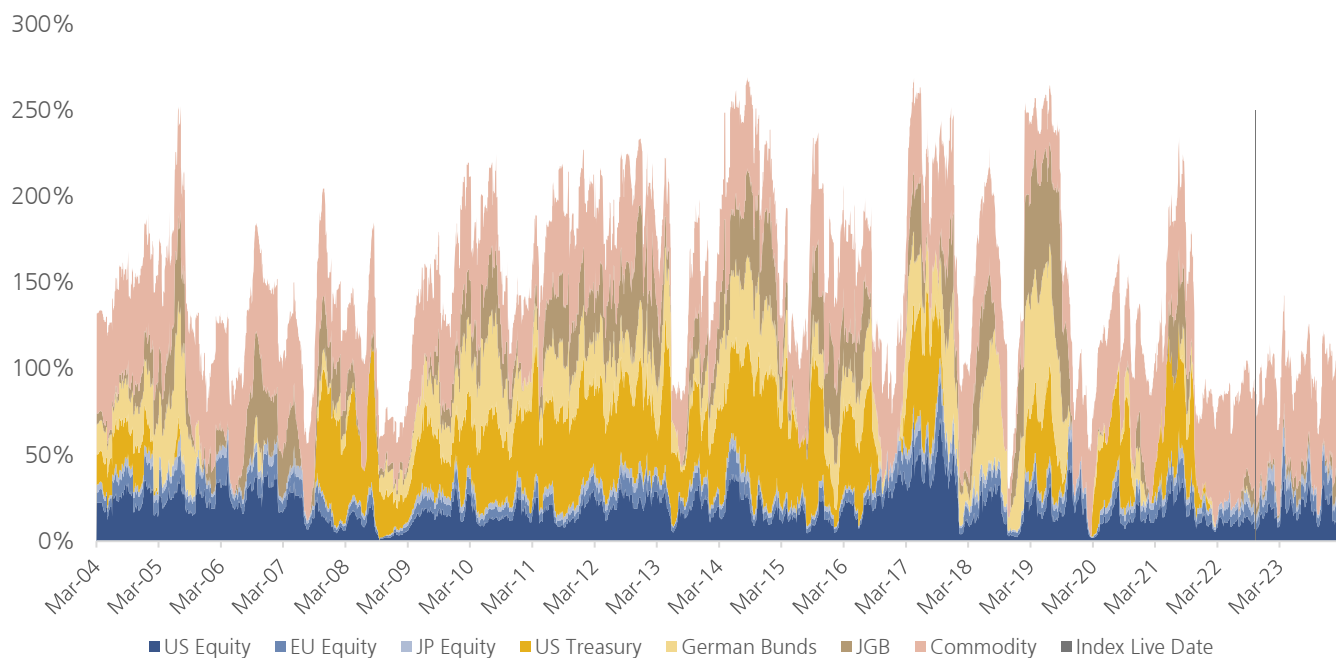
Index Performance

Live and Backtested Performance*

Range: March 31, 2004 – March 31, 2024



Live and Backtested Index Components Weightings*



- During the financial crisis in 2008-2009, the Index would have had little to no exposure to equities and reduced exposures to bonds and commodities.
- During a low inflation period such as 2014-2015, the Index would have had a larger allocation to bonds compared to the average bonds allocation historically. During that period, the bond component outperformed equity and commodity components.
- However, during a rising or high inflation period such as 2021-2022, the Index would have had little to no allocation to bonds, which would help reduce the negative impact from rising rates. During the same period, the inflation regime would signal a higher risk budget for commodity component, which has performed well in a high inflation environment.
- In a highly bullish equity market such as during 2019, the Index would have underperformed benchmark equity indices, given the diversified multi-asset nature and the lower volatility.

Note: Weights shown above are at futures or sub-index level after applying signals and leverages. Weights are stacked and do not sum up to 100%.

* See important disclosure on the following pages concerning the use of backtested data, as well as selected risk considerations and other information.

Live and Backtested Index Return and Volatility Summary

Range: March 31, 2004 – March 31, 2024

	YTD	1y	3y	5y	10y	All
Annualized Return	4.52%	4.26%	3.15%	5.90%	6.39%	8.63%
Volatility	4.07%	4.69%	4.87%	4.77%	4.91%	4.83%
Return/Risk	1.11	0.91	0.65	1.24	1.30	1.79

The term “backtested performance” refers to simulated performance data provided as an illustration of how the Index would have performed during the relevant period had the Index administrator been calculating the Index using the current Index methodology. The “backtested index return and volatility summary”, and “backtested index components weightings”, are derived from simulated performance data and are provided as an illustration of how the Index would have performed and what the index components and weightings would have been, respectively, during the relevant period had the Index administrator been calculating the Index using the current Index methodology. Such simulated performance data has inherent limitations, as the simulated data is produced by the retroactive application of a backtested methodology.

Simulated performance data is based on criteria applied retroactively with the benefit of hindsight and knowledge of factors that may have positively affected its performance, cannot account for all financial risk that may affect the actual performance of the Index or any financial product that references the index, and may reflect a bias toward strategies that have performed well in the past. This data does not reflect actual performance, nor was a contemporaneous investment model run of the Index. The actual performance of the Index or any financial products that reference the Index may vary significantly from the backtested performance data. No future performance of the Index can be predicted based on the simulated performance described herein. Index performance is net of a 0.50% per annum index fee and transaction and rebalancing costs further described in the Selected Risk Considerations on the following page. A copy of the Index methodology will be provided upon request through your advisor, broker or other professional financial representative.

The UBS Multi Asset Inflation Aware Index went live on November 11th, 2022. All Index data prior to that date is based on backtested performance and any performance prior to index inception is hypothetical.

Selected Risk Considerations

- The Index is not guaranteed to succeed at meeting its objectives.
- The Index relies on a risk control methodology and could underperform indices that do not have a risk control overlay.
- The intraday rebalancing of the Index can lead to underperformance when markets exhibit non-trending behavior. For example, if equities included in the index experience a sharp decline followed by a sharp recovery within the same day, the intraday drawdown control mechanism may cause the Index to underperform similar indices that do not have such an intraday drawdown control mechanism.
- The Index has exposure to global equities, commodity and global bonds markets which may be volatile and decline in value.
- Financial products linked to the Index will be exposed to the risks of those products.
- Relative strength and trend-following strategies, including the Index, could underperform in mean-reverting markets.
- By design, multi-asset indices tend to have lower correlations to equity markets. Compared to equity-only strategies, a global diversified multi-asset strategy may underperform in highly bullish equity markets.
- Risks of multi-asset investing include but are not limited to market risk, credit risk, interest rate risk, and foreign exchange risk. Correlations of returns among different asset classes may deviate from historical patterns. Geopolitical events and policy shocks pose risks that can reduce asset returns. Valuations may be adversely affected during times of high market volatility, thin liquidity, and economic dislocation.
- The Index uses leverage which may amplify market movements in both directions. Investors may be overexposed to negative market conditions and therefore bear amplified losses.
- The Index is an excess return index and will not earn any cash reinvestment return. Any uninvested portion will be carried in a non-interest-bearing cash account.
- The Index has a limited operating history and may perform in unanticipated ways.
- Backtested performance and backtested allocations of the Index should not be taken as an indication of the future performance of, or future allocations of, the Index. The actual performance or component allocations of the Index may bear little relation to the backtested performance or backtested component allocations of the Index.
- Disruption events may impact the calculation of the Index.
- The Index deducts transaction and replication costs, each calculated and deducted on a daily basis based on predefined rules. The costs cover, among other things, rebalancing and replication. The total amount of transaction and replication costs is not predictable and will depend on a number of factors, including the leverage of the Index, which may be as high as 300%, the performance of the underlying components, and market conditions.
- The Index performance reflects (i) a 0.50% per annum Index fee and (ii) transaction (based on notional positions) and rebalancing (based on turnover) costs at rates that may vary based on the underlying assets at the Index level and also within certain underlying assets. Because certain costs are based on turnover, such costs are not predictable and may increase substantially in the future, especially during periods of market stress. The transaction and rebalancing costs will reduce the potential positive change in the level of the Index and increase the potential negative change in the level of the Index.
- Prior to investing in the Index or purchasing any products linked to (or based on) the Index, investors and consumers should seek independent financial, tax, accounting and legal advice.
- Publicly available information on the Index and its methodology is limited. A copy of the Index methodology will be provided upon request through your advisor, broker or other professional financial representative.

Disclaimers

This material has been issued by UBS AG and/or any of its affiliates ("UBS", "our", "we" and "us"). The securities, derivatives or other financial instruments described herein ("Instruments") may not be eligible for sale in all jurisdictions or to certain categories of investors. This material is for distribution only under such circumstances as may be permitted by applicable law, rules and/or regulations. All communications between you and us may be monitored.

Please also see further details as set out under "Country-specific information" below.

Country-specific information Except as otherwise specified herein, these materials are distributed to professional clients only, and are not suitable for retail clients. For further important country-specific information, please see the following link: ubs.com/sales-and-trading-country-information.

Provenance and purpose This material has been prepared by sales or trading personnel and it is not a product of our Research Department and is not intended to recommend, suggest or inform an investment strategy. Opinions expressed may differ from the opinions expressed by our other divisions, including those of the Research Department.

Recipient to exercise own judgment The information contained herein should not be regarded by recipients as a substitute for the exercise of their own judgment. It has no regard to the specific investment objectives, financial situation or particular needs of any specific recipient and does not constitute the provision of investment advice. Prior to entering into a transaction you should consult with your own legal, regulatory, tax, financial and accounting advisers to the extent you deem necessary to make your own investment, hedging and trading decisions.

Not an offer to transact This material has been prepared for informational purposes only and is not an offer to buy or sell, or a solicitation of an offer to buy or sell, any Instrument or to participate in any particular trading strategy. This material is not an official confirmation of terms.

Conflicts of Interest This material may contain proprietary commentary produced in conjunction with our trading desks that trade as principal in the Instruments. This commentary may therefore not be independent from our proprietary interests or those of connected parties which may conflict with your interests. We may have accumulated, or may acquire, a long or short position in the subject Instrument, or related derivative, on the basis of this material prior to its dissemination.

We may trade as principal or otherwise act, or have acted, as market-maker and/or as an execution venue in the Instruments. Instruments may be highly illiquid which may adversely impact the price, spread and speed of execution of orders in those Instruments. Furthermore, we may have, or have had, a relationship with or may provide, or have provided, investment banking, capital markets and/or other financial services to the companies associated with the Instruments.

We have policies and procedures in place which are designed to manage conflicts of interest. In order to control the flow of information contained in an area of UBS we may rely on information barriers. Additional information can be found at: ubs.com/ibterms.

Contents of Material This material is prepared from information believed to be reliable, but we make no representations or warranties, express or implied, and owe no duties (including in negligence) as to the accuracy, completeness or reliability of the material, nor is it intended to be a complete statement or summary of the Instruments, markets or developments referred to. The material is subject to change without notice. We do not undertake any obligation to update this material. Any prices or quotations contained herein are indicative only and are not for valuation purposes. Past performance is not necessarily indicative of future results.

Statement of Risk The Instruments are not suitable for all investors, and trading in these Instruments is considered risky and is appropriate only for sophisticated investors and in particular any target market identified herein. These Instruments may involve a high degree of risk and may be highly volatile in response to fluctuations in interest rates, foreign exchange rates and other market conditions. Some Instruments may be physically settled or cash settled.

No Liability To the fullest extent permitted by law, neither we nor any of our directors, employees or agents is liable for any loss (including indirect, special or consequential losses or damages, even if we have been advised of the possibility of such loss or damage) arising out of any person's use of, or reliance upon, the information contained herein.

Securities Act Any Instruments that have not been registered under the United States Securities Act of 1933 may not be offered or sold in the United States except under an exception from the registration requirements of the Securities Act and applicable state securities laws.

No redistribution or reproduction We specifically prohibit the redistribution or reproduction of this material in whole or in part without our prior written permission and we accept no liability whatsoever for the actions of third parties in this respect. © UBS 2024. All rights reserved.

Disclaimers

Back-testing disclaimer

This analysis has been provided to you by UBS AG and/or any of its affiliates ("UBS"), for informational purposes only and should not be used in substitution for the exercise of independent judgement. This material contains data derived as a result of back-testing of data and is provided by UBS in good faith using its standard methodology for information of this kind. That methodology relies on proprietary models, empirical data, assumptions and such other information that we believe to be accurate and reasonable. The current data that UBS selected for preparation of this material may be substantially different if the date is selected from a different time period and this may have substantial impact on the back-testing results.

This information is provided to you for information purpose only and we make no representation as to the accuracy, completeness or appropriateness of such methodology and accept no liability for your use of the information. Specifically, there is no assurance that other banks or brokers would derive the same results for the back-test period or that such results would have been achieved in practice. Potential investors should not rely on this material for the purpose of understanding the probability that they may lose their initial investment in investing in the subject product.

Prospective investors should also note that back-testing results may project unrealistic expectation on the performance of the subject product. Past performance is not necessarily indicative of future results. This material does not guarantee the performance of the subject product in all circumstances and UBS shall not be responsible for any investment loss suffered by the investors in investing in the subject product in this respect. The back-testing results has not considered the risks involved in investing in the subject product, including but not limited to the credit risk of the issuer of the subject product. These risks may lead to the loss of investors' initial investment in the subject product and investors should read the risks stated in the offering documents of the subject product before investing in the subject product. Under no circumstances shall UBS have any liability for a) any loss, damage or other injury in whole or in part caused by, resulting from or relating to, any error (negligent or otherwise) of UBS in connection with the compilation, methodology, interpretation, communication, publication or delivery of this analysis, or b) any direct, indirect, special, consequential, incidental or compensatory damages whatsoever (including, without limitation, lost profits), in either case caused by reliance upon or otherwise resulting from or relating to the use of (including the inability to use) this analysis. This analysis is confidential. UBS specifically prohibits the redistribution or reproduction of this material in whole or in part without the prior written permission of UBS and UBS accepts no liability whatsoever for the actions of third parties in this respect. © UBS 2024

No legal relationship (whether in contract, tort, or otherwise) exists between any investor buying, selling, entering into or holding products linked to the Index (such products, the "Index Products" and such investors, the "Index Product Investors") and UBS AG, London Branch (in its capacity as owner of the Index the "Index Owner") and the Index Owner owes no duty (whether in contract, tort, or otherwise) to any Index Product Investor. No claims, actions or legal proceedings may therefore be brought against the Index Owner in any manner whatsoever by an Index Product Investor or any other person.

The Index Owner makes no representation, warranty or guarantee whatsoever, express or implied, either as to the results to be obtained as to the use of the Index or the figures or levels at which the Index stands at any particular day or otherwise. In addition, the Index Owner gives no assurance regarding any modification or change in any methodology used in calculating the Index and is under no obligation to continue the calculation, publication and dissemination of the Index.

The Index Owner does not warrant or represent or guarantee to any person the accuracy or completeness of the Index and its computation or any information related thereto and makes no warranty or representation or guarantee of any kind whatsoever relating to the Index. The process and basis of computation and compilation of the Index and the related formulae, constituent benchmarks and factors may at any time be changed or altered by the Index Administrator. The Index is subject to the terms set out in the Index Manual, as such Index Manual may be amended from time to time.

No responsibility or liability is accepted by the Index Owner (whether for negligence or otherwise) in respect of the use of and/or reference to the Index by us or any other person in connection with securities, or for any inaccuracies, omissions, mistakes or errors in the computation of the Index (and the Index Owner shall not be obliged to advise any person or any Index Product Investor of any error therein) or for any economic or other loss which may be directly or indirectly sustained by any Index Product Investor or any other persons dealing with securities as a result. Any Index Product Investor or other person dealing with securities does so, therefore, in full knowledge of this disclaimer and can place no reliance whatsoever on the Index Owner.

The Index Owner makes no representation, warranty or guarantee as to the accuracy, completeness or appropriateness of the methodology, nor does it accept any liability for the use of such information. Nothing in this disclaimer shall exclude or limit liability to the extent such exclusion or limitation is not permitted by law or regulations to which the Index Owner is subject. The mark and name of the Index is proprietary to UBS.

Disclaimers

MerQube, Inc

Copyright © 2024 MerQube, Inc. All rights reserved. Redistribution or reproduction in whole or in part are prohibited without written permission. This document does not constitute an offer of services in jurisdictions where MerQube Inc., and affiliates (collectively "MerQube") do not have the necessary licenses. All information provided by MerQube is impersonal and not tailored to the needs of any person, entity or group of persons. MerQube receives compensation in connection with licensing its indices to third parties and providing custom calculation services. Past performance of an index is not an indication or guarantee of future results.

It is not possible to invest directly in an index. Exposure to an asset class represented by an index is available through investable instruments based on that index. MerQube does not sponsor, endorse, sell, promote or manage any investment fund or other investment vehicle that is offered by third parties and that seeks to provide an investment return based on the performance of any index. MerQube makes no assurance that investment products based on the index will accurately track index performance or provide positive investment returns. MerQube, Inc. is not an investment advisor, and MerQube makes no representation regarding the advisability of investing in any such investment fund or other investment vehicle. A decision to invest in any such investment fund or other investment vehicle should not be made in reliance on any of the statements set forth in this document. Prospective investors are advised to make an investment in any such fund or other vehicle only after carefully considering the risks associated with investing in such funds, as detailed in an offering memorandum or similar document that is prepared by or on behalf of the issuer of the investment fund or other investment product or vehicle.

Closing prices for indices are calculated by MerQube based on the closing price of the individual constituents of the index as set by their primary exchange. Closing prices are received by MerQube from one of its third-party vendors and verified by comparing them with prices from an alternative vendor. The vendors receive the closing price from the primary exchanges.

These materials have been prepared solely for informational purposes based upon information generally available to the public and from sources believed to be reliable. No content contained in these materials (including index data, research, valuations, model, software or other application or output therefrom) or any part thereof ("Content") may be modified, reverse-engineered, reproduced or distributed in any form or by any means, or stored in a database or retrieval system, without the prior written permission of MerQube. The Content shall not be used for any unlawful or unauthorized purposes. MerQube and its third-party data providers and licensors (collectively "MerQube Parties") do not guarantee the accuracy, completeness, timeliness or availability of the Content. MerQube Parties are not responsible for any errors or omissions, regardless of the cause, for the results obtained from the use of the Content. THE CONTENT IS PROVIDED ON AN "AS IS" BASIS. MERQUBE PARTIES DISCLAIM ANY AND ALL EXPRESS OR IMPLIED WARRANTIES, INCLUDING, BUT NOT LIMITED TO, ANY WARRANTIES OF MERCHANTABILITY OR FITNESS FOR A PARTICULAR PURPOSE OR USE, FREEDOM FROM BUGS, SOFTWARE ERRORS OR DEFECTS, THAT THE CONTENT'S FUNCTIONING WILL BE UNINTERRUPTED OR THAT THE CONTENT WILL OPERATE WITH ANY SOFTWARE OR HARDWARE CONFIGURATION. In no event shall MerQube Parties be liable to any party for any direct, indirect, incidental, exemplary, compensatory, punitive, special or consequential damages, costs, expenses, legal fees, or losses (including, without limitation, lost income or lost profits and opportunity costs) in connection with any use of the Content even if advised of the possibility of such damages.

Additional UBS disclosure in respect of MerQube

Prospective investors in any product linked to any index in respect of which MerQube acts as index administrator should be aware that as at the time of issuance, UBS AG and/or its affiliates ("UBS") has made an investment in shares in MerQube and accordingly holds [up to 10%] of MerQube's share capital. In certain situations, this may create a conflict of interest between UBS and any investors in the product.