United States
Equities

UBS ATS Monthly Volume Summary
April 2021

UBS ATS facilitates interaction among equity orders received from a broad range of clients and market participants, including institutional clients using UBS algorithms, broker-dealers, UBS trading desks, market makers, retail brokers, and active traders (sometimes referred to as High Frequency Traders or "HFT").

Key Performance Metrics[1]

Average daily matched shares:	182,274,264
Average daily matched notional:	$11,497,370,955
Total Symbols Active:	10,583
Total Symbols Traded:	9,828
Peak daily matched shares:	216,337,715
Average Price Improvement Per Share[2]:	$0.0234
Percentage of shares that received price improvement[2]:	81.77%
Average Trade Size:	103
Average Total executed shares per order:	126
Executed share percentage at midpoint[3]:	55.38%
Percentage of volume executed versus UBS Principal orders[4]:	2.22%

Executed Block Metrics[5]

Average daily volume block % >=10k shares:	2.05%
Average daily value block %>=200k notional:	3.09%
Average daily volume demi-block % >=2k-9,999 shares:	7.13%
Average daily value demi-block % >=$100k-200k:	2.57%
Peak executed shares in a single print:	198,000
Peak executed notional in a single print:	$25,097,803

Order Block Metrics[6]

Average daily Order block % >=10k shares:	28.34%
Average daily Order block %>=200k notional:	25.70%
Average daily Order demi-block % >=2k-9,999 shares:	23.44%
Average daily Order demi-block % >=$100k -200k:	17.91%

Conditional Indication Metrics

Average Conditional Indication Quantity:	6,584
Average Conditional Indication Minimum Quantity:	828
Average Conditional Indication Notional Value:	$291,036
Average Firm Up Quantity:	9,394
Average Firm Up Minimum Quantity:	827
Average Executed Quantity:	1,487
Average Executed Notional:	$87,314

Executed Shares by Market Cap

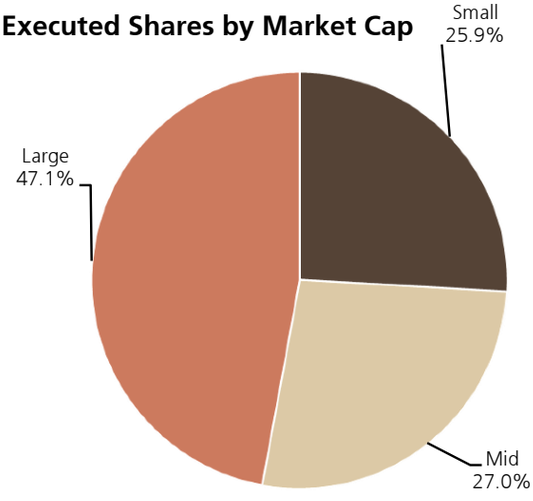

Executed Shares by Order Type

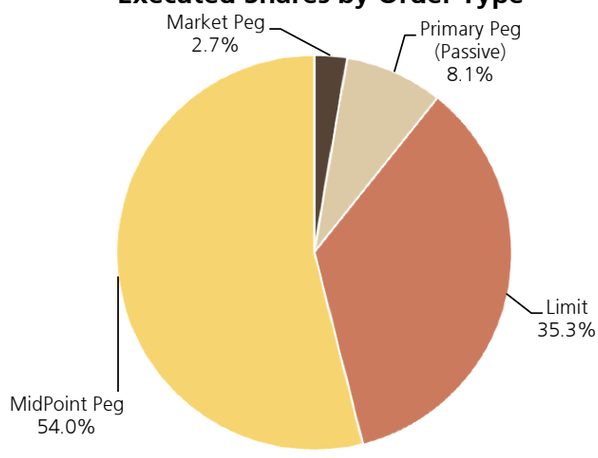

© UBS 2021. The key symbol and UBS are among the registered and unregistered trademarks of UBS. All rights reserved.

UBS ATS Monthly Average Matched Shares, Q4 2018 - April 2021

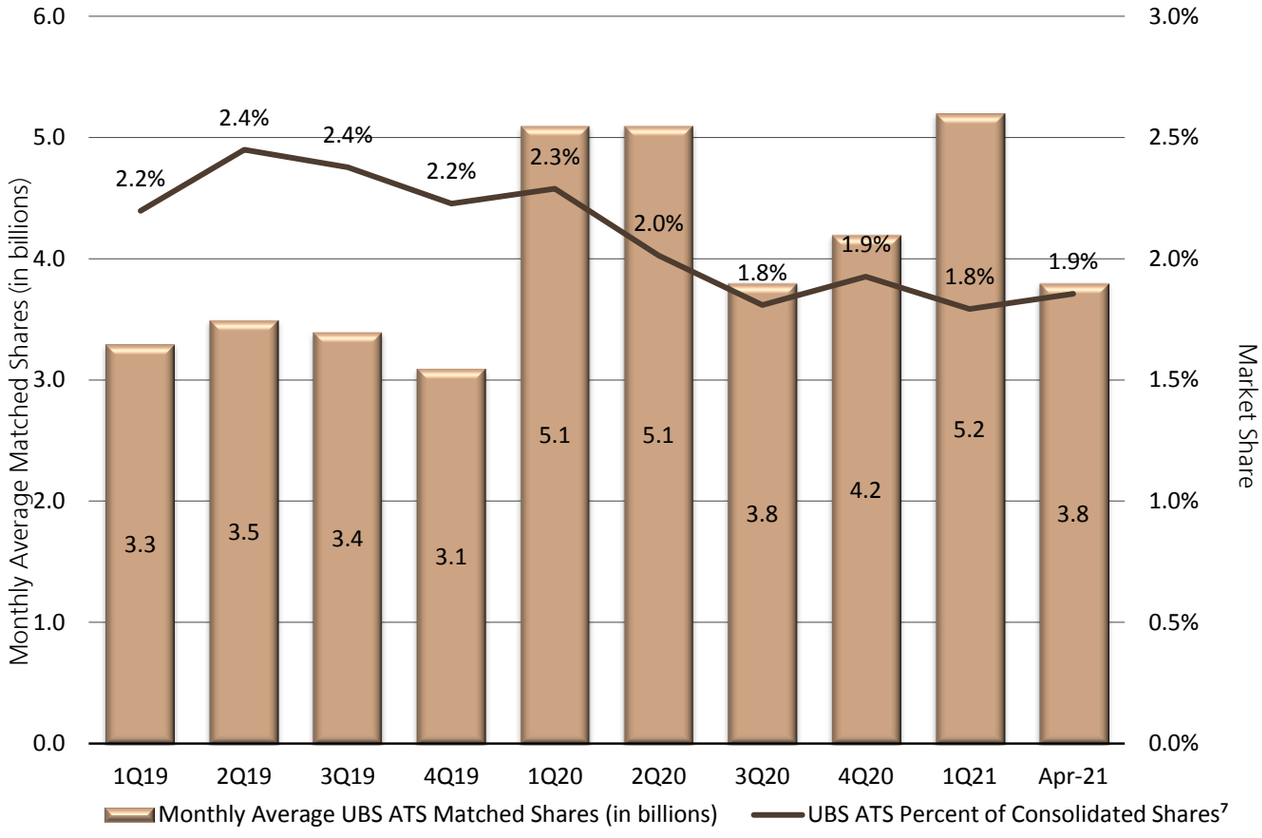

UBS ATS Monthly Average Matched Notional, Q4 2018 - April 2021

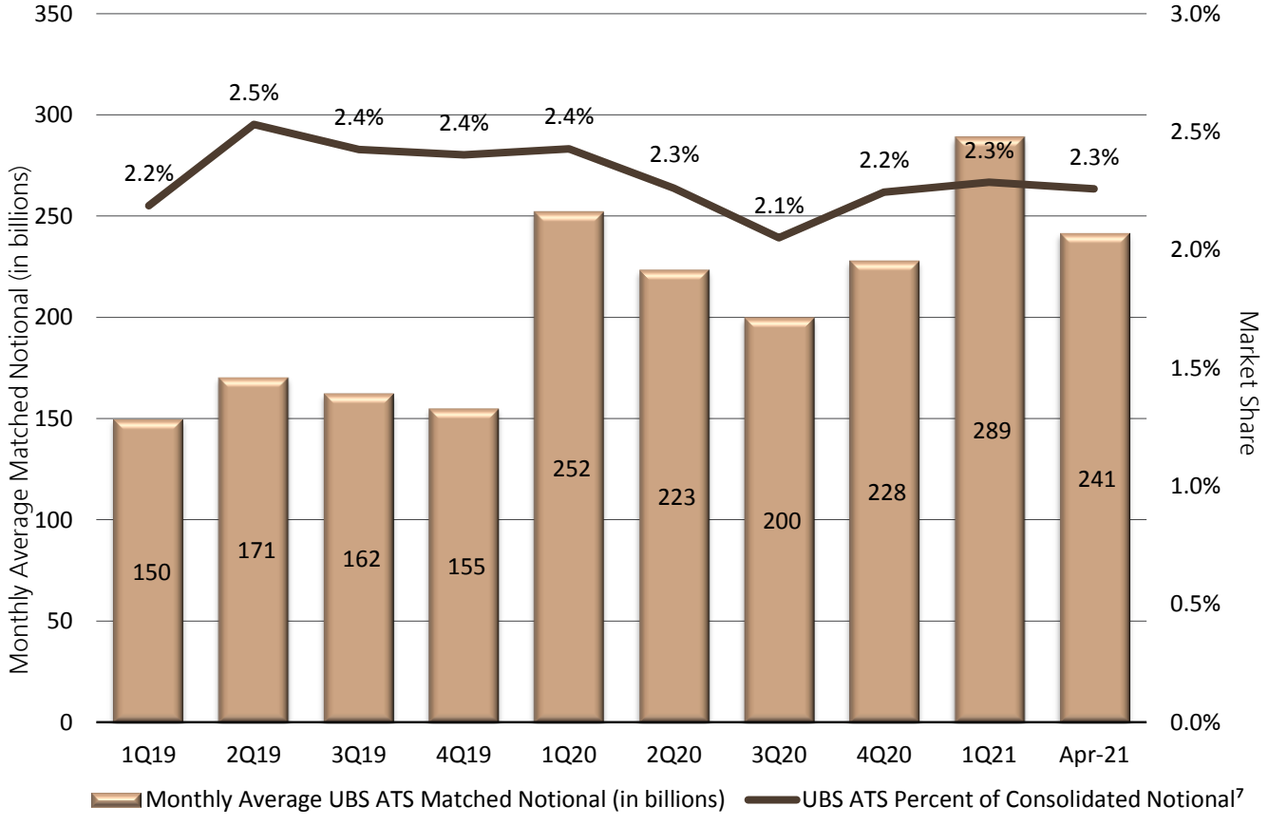

© UBS 2021. The key symbol and UBS are among the registered and unregistered trademarks of UBS. All rights reserved.

Executed Shares by Sector

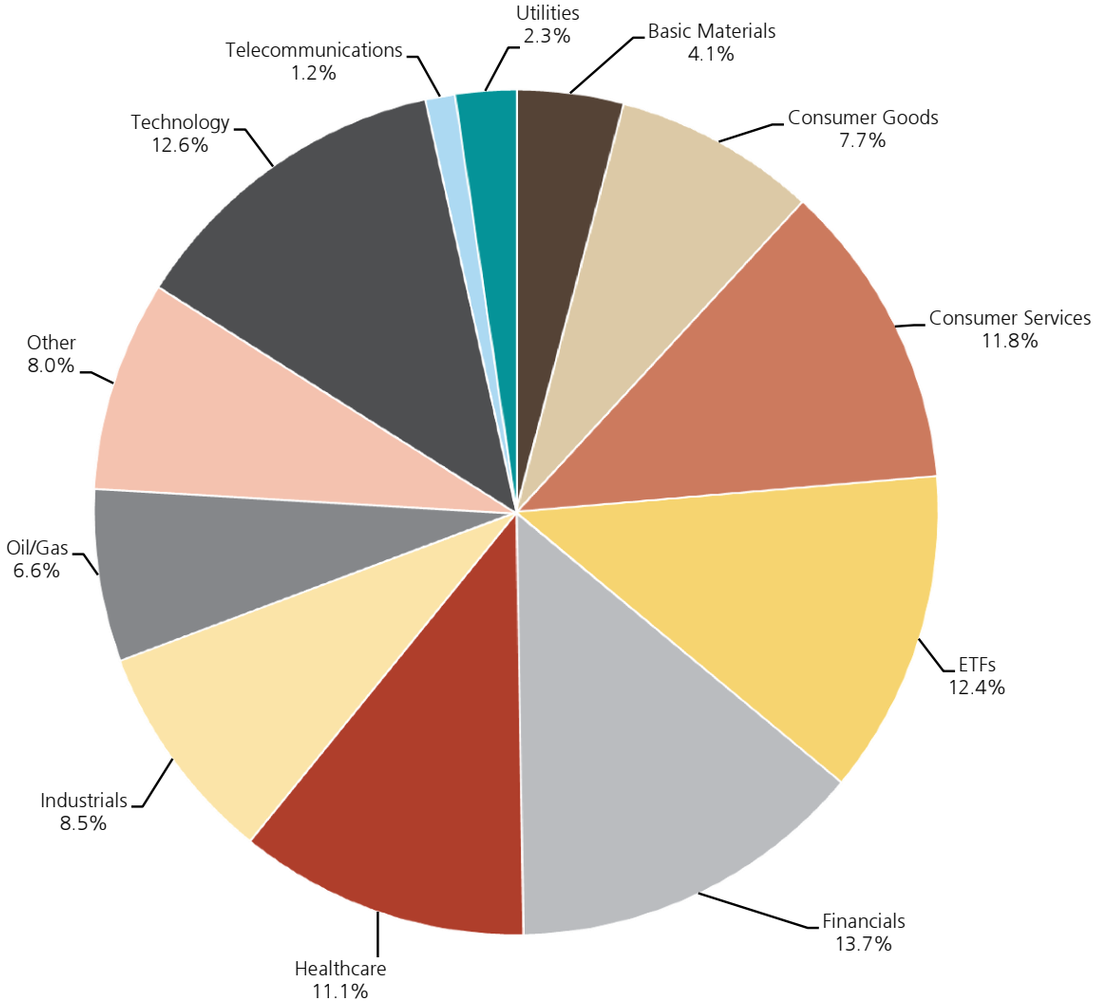

Ordered Shares by Size Bucket

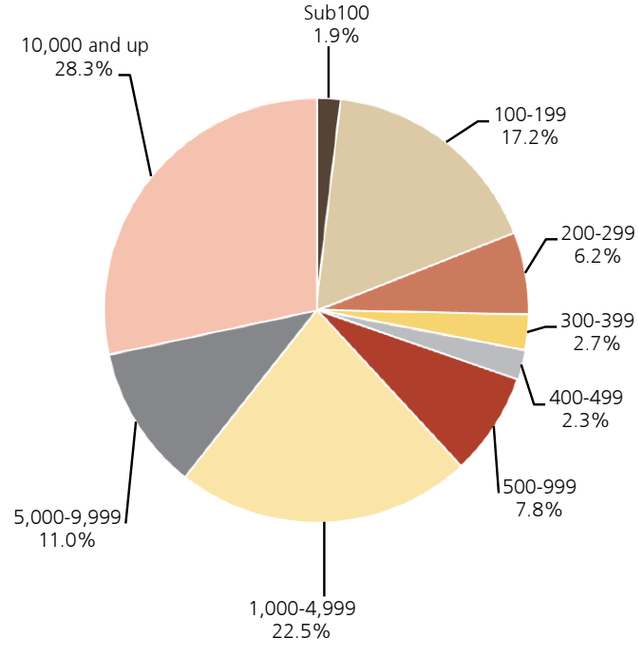

Executed Shares by Size Bucket

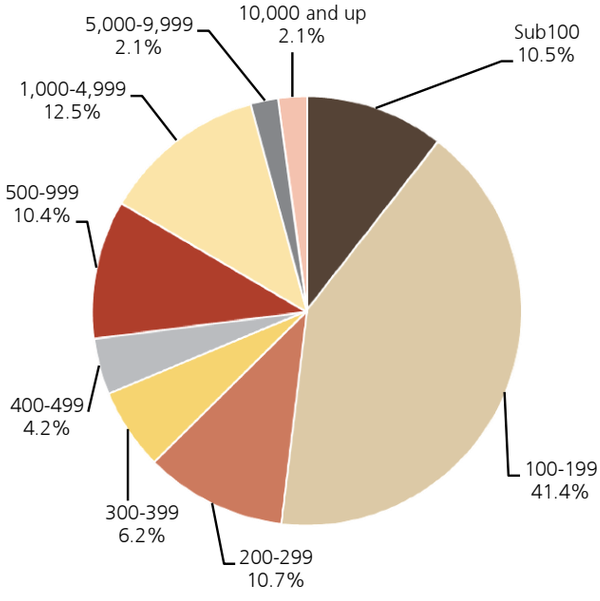

© UBS 2021. The key symbol and UBS are among the registered and unregistered trademarks of UBS. All rights reserved.

Monthly Average Block (10K+ shares) Shares Executed, Q4 2018 - April 2021

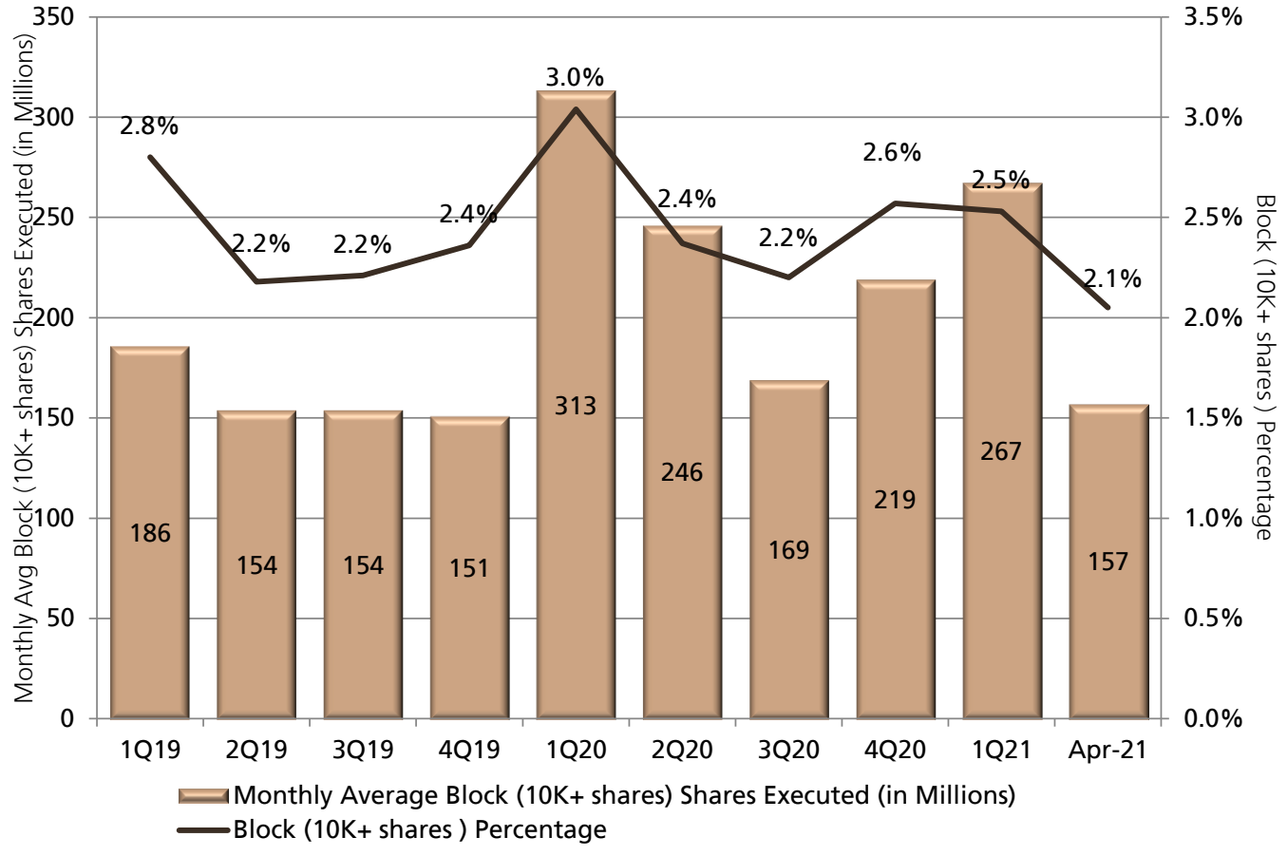

Monthly Average Block ($200K+ notional) Shares Executed, Q4 2018 - April 2021

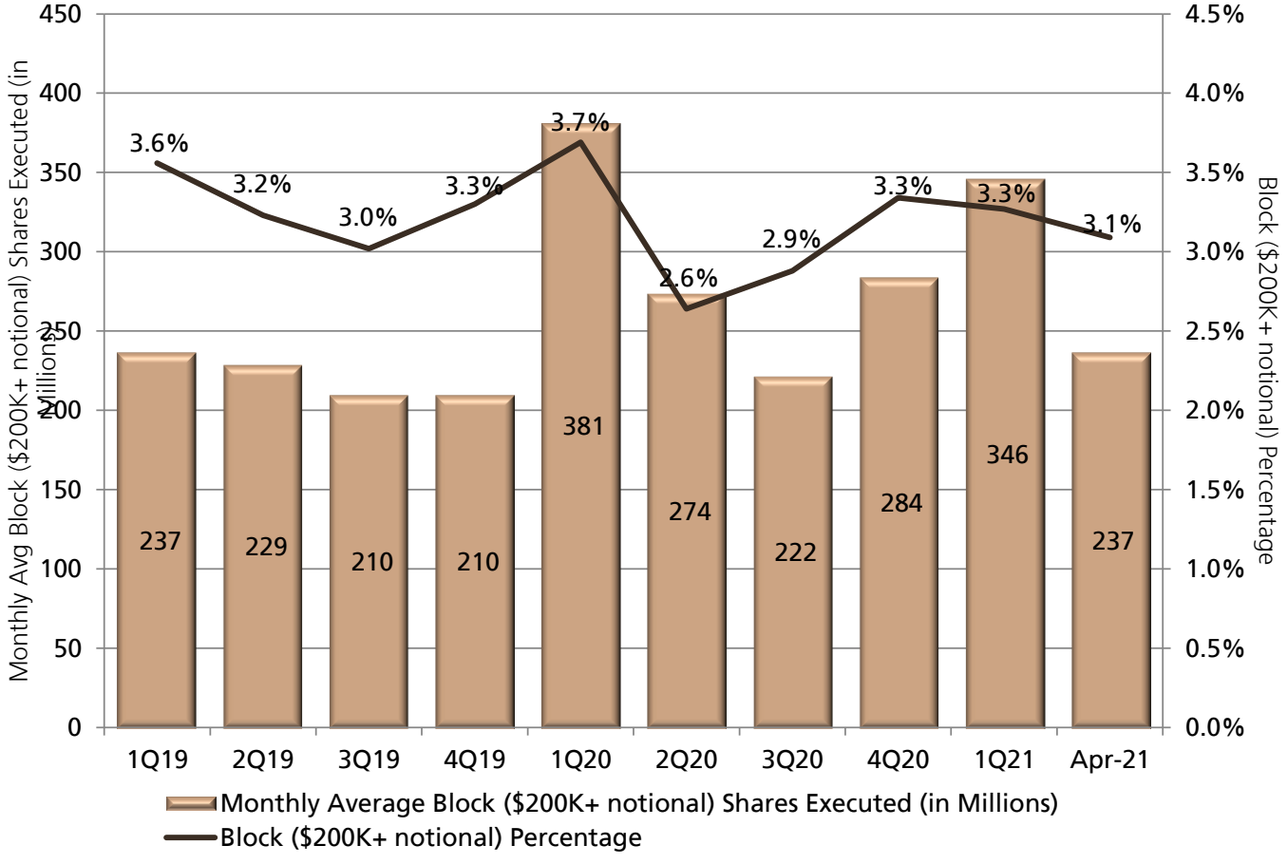

© UBS 2021. The key symbol and UBS are among the registered and unregistered trademarks of UBS. All rights reserved.

Endnotes:

1. All share and notional numbers disclosed reflect a single count methodology
2. Price Improvement is an execution at any price less than the NBO for buy orders and greater than the NBB for sell orders
3. Includes executed shares in locked markets
4. For purposes of these statistics, the term "UBS Principal orders" means any order for an account that is owned by an entity within the UBS Investment Bank Division
5. **ADV Block Execution Calculations**
    - ADV Block % (>=10,000 shares) = total shares executed where the share quantity of the execution is >=10,000 shares, divided by the total shares executed in UBS ATS
    - ADV Block % (>=$200k notional) = total shares executed where the notional of the execution is >=$200k notional, divided by the total shares executed in UBS ATS
    - ADV Demi-Block % (>=2,000–9,999 shares) = total shares executed where the share quantity of the execution is >=2,000 shares, and < 10,000 shares, divided by the total shares executed in UBS ATS
    - ADV Demi-Block %(>=$100k–$200K notional) = total shares executed where the notional of the execution is >=$100k notional, and < $200k notional, divided by the total shares executed in UBS ATS
6. **ADV Block Order Calculations**
    - ADV Block % (>=10,000 shares) = total shares ordered where the share quantity of the order is >=10,000 shares, divided by the total shares ordered in UBS ATS
    - ADV Block % (>=$200k notional) = total shares ordered where the notional of the order is >=$200k notional, divided by the total shares ordered in UBS ATS
    - ADV Demi-Block % (>=2,000–9,999 shares) = total shares ordered where the share quantity of the order is >=2,000 shares, and < 10,000 shares, divided by the total shares ordered in UBS ATS
    - ADV Demi-Block %(>=$100k–$200K notional) = total shares ordered where the notional of the order is >=$100k notional, and < $200k notional, divided by the total shares ordered in UBS ATS
7. Consolidated Shares and Consolidated Notional information sourced from Bloomberg using MVOL and MVAL functions

Stated percentages may not sum to 100% due to rounding practices. Average daily statistics are rounded down to the nearest whole number.

Issued in the US by UBS Securities LLC, member NYSE, FINRA, SIPC.

UBS ATS
203-719-3775
ats@ubs.com
www.ubs.com/ats

© UBS 2021. The key symbol and UBS are among the registered and unregistered trademarks of UBS. All rights reserved.