

Macro Monthly

For global professional / qualified / institutional clients and investors and US individual investors.
For marketing purposes.

UBS Asset Management | **Economic insights and asset class attractiveness**

May 2023



Evan Brown
Head of Multi-Asset Strategy
Investment Solutions



Luke Kawa
Director
Investment Solutions

Positioning for a “slow” slowdown

Highlights

- Despite periods of elevated volatility this year, major asset classes remain within the ranges they have been in for months. Most of the action has been under the surface of major indexes.
- This range-bound price action largely reflects the dichotomy of a more robust economy than most expected, facing off against central banks determined to defeat high inflation.
- US stocks are pricing in a soft landing, while bonds are pricing in too much recession risk, in our view. As the economy remains resilient, we see yields drifting higher and the growth-heavy S&P 500 moving lower in the near term.
- Overall, we broadly favor: international equities relative to the US; a weaker US dollar; and emerging market credit.
- The key risk to our economic outlook is a failure of the US government to raise the debt ceiling by the X-date.

The dust is settling after March’s episode of banking stress. Early indications suggest to us the outlook for a continued economic expansion is intact. In fact, the backdrop to begin the second quarter is fairly similar to where we started the year. In our view, in that consensus is too pessimistic in expecting a recession around the corner.

Concerns about the health of the financial sector have not triggered a meaningful, immediate deterioration in economic growth. The robust starting point for nominal activity means that growth has room to slow before we need to worry about an imminent economic contraction.

We remain more optimistic than consensus on the near-term outlook for activity, but acknowledge that the range of outcomes remains wide. The outlook for growth and inflation remains uncertain. Major asset classes reflect this uncertainty, in our view, with stocks, bond yields, and the US dollar stuck within ranges year-to-date.

US stocks are pricing in a soft landing, whereas bond markets are pricing in too much recession risk, in our view. We expect this to be resolved with bond yields moving higher and growth-heavy US stock indexes moving lower from the top of their range.

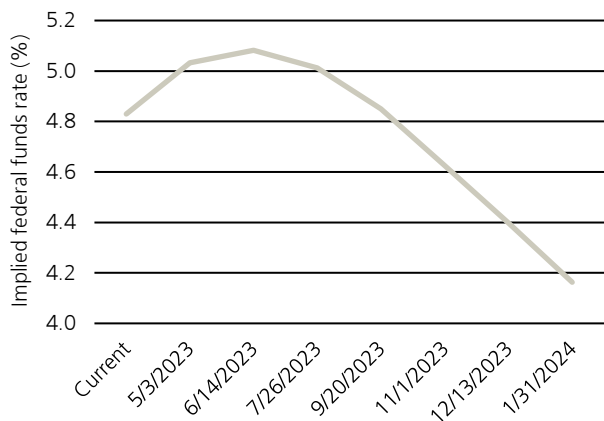
International equities remain attractive relative to US stocks, as we see the growth impulse moving in favor of China and Europe. We believe this turn in relative growth will also cause the US dollar to weaken over time. A not too hot and not too cold global economy also favors the cheaper areas of credit, specifically emerging market debt and European investment grade (IG). The key risk to our view of economic resilience would be a failure of the US government to raise the debt ceiling this summer.

Headwinds to tailwinds

We believe the economy is in for more of a “slow” slowdown than a sudden stop.

Labor markets in the US and Europe are still tight and continue to support improvements in consumer spending. Composite Purchasing Managers’ Indexes for both the US and Europe point to a moderate, solid expansion in aggregative activity. European industrial production is bouncing back as concerns over the supply and cost of energy this past winter have faded.

Exhibit 1: Market sees cuts that data doesn't appear to support

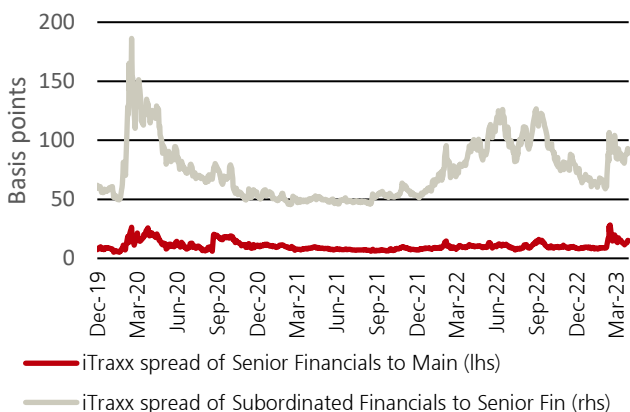


Source: UBS-AM, Bloomberg. Data as of April 27, 2023

Importantly, US real estate looks to be stabilizing, with a solid outlook for construction. In past cycles, housing weakness has been sufficient for a broad-based deterioration in labor market conditions. This cycle, we believe we have already weathered the most severe part of this retrenchment. Given the large structural demand from millennials, recovery in US immigration, and tight inventories, either a different catalyst or substantially higher interest rates are likely needed to bring about labor market pain.

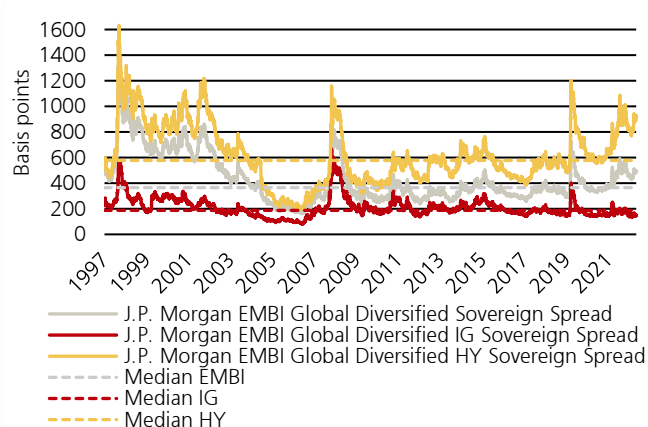
Quarterly reports from US financials also suggest that deposit flight has largely abated or begun to reverse since mid-to-late March, in most cases. This corroborates our view that lingering issues in US regional banks are idiosyncratic and isolated. We simply don't see much evidence that growth is about to fall off a cliff.

Exhibit 2: We see scope for spread compression in European financials as financial concerns fade



Source: UBS-AM, iTraxx, Bloomberg. Data as of April 28, 2023

Exhibit 3: High yield spreads suggest compelling valuation case in EM USD credit



Source: UBS-AM, JPMorgan, Bloomberg. Data as of April 27, 2023

The key risk to this view is if the US government is unable to raise the debt ceiling by the so-called X-date, which will be reached at some point this summer (at the time of writing, there is not much clarity on exact timing). However, the main risk associated with the debt ceiling is not a sovereign default, which would be the basis of a major financial crisis. We believe the risk of a sovereign default is very low, as we are confident the US Treasury would prioritize principal and interest payments on its debt. Such an outcome, however, would still likely entail cuts in spending elsewhere, which could lead to a sharp hit to economic growth, and likely recession. Ironically, Treasuries would likely rally if the US fails to reach a debt ceiling agreement given the expected material hit to growth.

As much as we see upside risk to yields, the lack of a near-term resolution and potential fiscal fallout from debt ceiling negotiations will cap how high US Treasury yields can climb, in our view. This limits some of the downside risk for corporate bonds on an all-in basis. And from a broader market perspective, fiscal policy that contributes to below-trend growth may be part of the solution to the lingering inflation problem.

Opportunity set

2022 was an environment in which major asset classes trended – dollar and yields up, and stocks down. 2023 has been a much choppier environment. This bolsters the relative appeal of credit, as coupons offer some visibility into consistent returns in what has been a directionless market. Corporate bonds may not be the highest-beta option to benefit from economic resilience, but it is an asset class that provides a solid risk-adjusted return in a not too hot and not too cold environment.

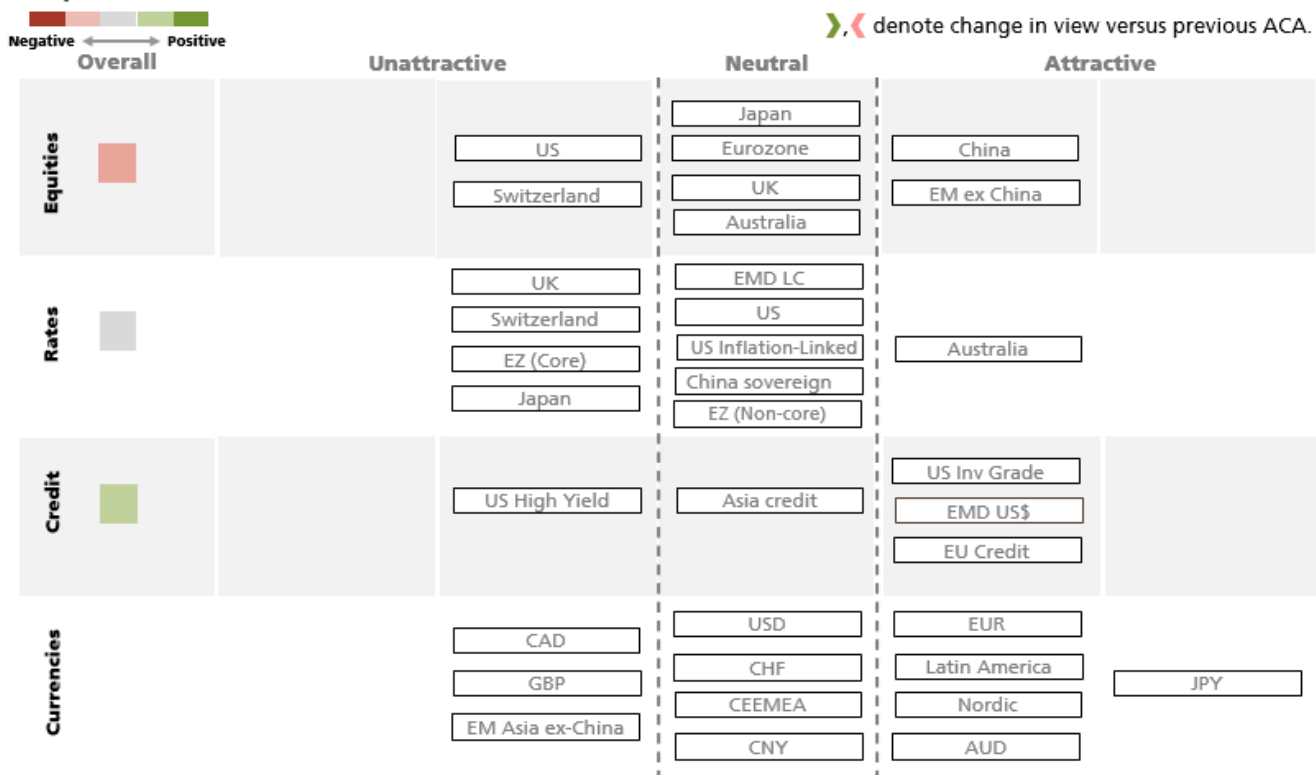
In particular, we prefer European investment grade credit and emerging market dollar denominated bonds. European IG is pricing in excessive economic deceleration even as the macro data in the Eurozone picks up steam. The attractive valuation is driven largely by the widening in the financials sector. Bank stress, in our view, was moderate and short-lived, and spreads have more room to retrace to reflect this reality.

The valuation case is also compelling for emerging market dollar-denominated bonds. Spreads are very elevated on a historical basis, a function of widening in the high yield segment of the market, and in particular the weakest parts of the index. The low-rated portion of the EMBI Global Diversified index is trading at extreme levels with a few countries likely to get IMF support. This should provide positive return asymmetry.

Global equities – particularly US large-caps – are quite expensive, and a deceleration in growth may contribute to downward pressure on future earnings-per-share estimates. However, the market-implied path for the Federal Reserve's policy rate includes much more easing delivered in the second half of 2023 than is consistent with what we believe will be still-strong labor markets and above-target price pressures. As cuts are priced out, this should put upward pressure on US bond yields, which may also cause some de-rating in highly priced US growth stocks. International equities look more attractive to us, as China and Europe show relative economic strength and are cheaper than US markets.

Asset class attractiveness (ACA)

The chart below shows the views of our Asset Allocation team on overall asset class attractiveness as of 28 April 2023. The colored squares on the left provide our overall signal for global equities, rates, and credit. The rest of the ratings pertain to the relative attractiveness of certain regions within the asset classes of equities, rates, credit and currencies. Because the ACA does not include all asset classes, the net overall signal may be somewhat negative or positive.



Source: UBS Asset Management Investment Solutions Macro Asset Allocation Strategy team as of April 28, 2023. Views are provided on the basis of a 3-12 month investment horizon, are not necessarily reflective of actual portfolio positioning and are subject to change.



Asset Class	Overall/ relative signal	UBS Asset Management's viewpoint
Global Equities	■	<ul style="list-style-type: none"> – In our view, the risk-reward proposition for global equities at an index level is not particularly attractive. Stocks remain expensive, and we believe earnings estimates are biased lower from here as credit conditions tighten. – Importantly, US stocks still account for nearly 60% of global equities, and are particularly richly valued. – Risks to global activity are higher following banking stress in March, and the distribution of possible outcomes has widened. We prefer Chinese equities, which are more sheltered from the risk of a credit slowdown in advanced economies, and benefit from the tailwinds of accommodative monetary and fiscal policy.
US Equities	■	<ul style="list-style-type: none"> – US stocks have been relatively expensive for a long time, but this valuation premium was justified by superior profit growth. – US stocks are particularly vulnerable to a de-rating vs. global equities should this catalyst of earnings outperformance shift decisively to underperformance. – US equities are also more acyclical and would likely underperform if global activity proves to be more resilient than consensus anticipates, which is our base case.
Ex-US Developed market Equities	■	<ul style="list-style-type: none"> – Non-US developed market equities are attractively valued but also highly cyclical. There is a lot of variation between DM equity markets based on differing domestic policy stances and degrees of vulnerability to external headwinds. – We have high conviction that the yen will appreciate, which diminishes the attractiveness of Japanese stocks in local currency terms. Equities are buoyed by strong domestic fiscal support, which may be reinforced by surprising strength in real activity globally if our optimistic economic view comes to pass. – Success in securing natural gas and a mild winter reduced left-tail outcomes for European equities. However, the ECB is committed to bringing policy rates well into restrictive territory, which should limit how much valuations can improve or how strongly Europe's economy can rebound.
Emerging Markets (EM) Equities (ex-China)	■	<ul style="list-style-type: none"> – While China's reopening is primarily a story of recovering domestic consumption, we believe it will still produce positive, but measured, spillovers for its trading partners as well as commodities. – Broadly speaking, EM equities have both de-rated and have seen a larger total drawdown in earnings estimates than DM equities. This limits the scope for relative underperformance versus global equities going forward, in our view.
China Equities	■	<ul style="list-style-type: none"> – Chinese policy has moved in a pro-growth direction with the abandonment of zero-COVID-19 measures, more support for the property sector, and the end of the regulatory campaign against internet platform companies. These shifts bolster our conviction that economic activity and earnings will improve meaningfully from 2022 to 2023. – Traffic and travel metrics suggest a durable, comprehensive opening of China is well underway. Markets have frequently underestimated the strength of a country's economic rebound once mobility restrictions are removed. – We are closely monitoring geopolitical tensions between the US and China, particularly related to the latter's relationship with Russia, as these carry left-tail risks to both operating performance and valuations.
Global Duration	■	<ul style="list-style-type: none"> – Long-term bond yields should be volatile and rangebound as robust labor market data and resilient economies square up against the fact that central bank tightening cycles are well advanced and economic activity is poised to decelerate amid tightening access to credit. – Central banks' commitment to keeping policy in restrictive territory and reluctance to reverse course should keep yield curves relatively flat until a contraction in economic activity is at hand.



Asset Class	Overall/relative signal	UBS Asset Management's viewpoint
US Bonds	■	<ul style="list-style-type: none"> – US Treasuries remain the world's preeminent safe haven asset. The Federal Reserve has essentially reached a sufficiently restrictive policy stance, and plans to keep policy quite tight until services sector inflation, which is linked to the labor market, decelerates meaningfully. – Stress in the financial sector means we have probably seen the peak in terminal rate expectations for this cycle. The enduring strength of the domestic jobs market is the critical US-centric upside risk to yields. The lack of softening across many labor market metrics despite aggressive tightening may keep the Fed on track to keep interest rates higher for longer.
Ex-US Developed-market Bonds	■	<ul style="list-style-type: none"> – The European Central Bank is drawing a distinction between tools it can use to bring inflation lower (rate hikes) versus other tools that can be employed to safeguard the financial system, if necessary. Elevated inflation, robust wage growth, and improving sentiment and activity data support the case for additional monetary tightening. – The Bank of England's apparent reluctance to deliver too much more policy tightening despite high wage growth and inflation is raising the probability that inflation expectations move structurally higher. – The Bank of Japan's expansion of its yield curve control range is a meaningful step towards a monetary tightening campaign, in our view. We believe the new governor is likely to adjust policy further in light of strong wage growth.
US IG Corporate Debt	■	<ul style="list-style-type: none"> – We believe shorter-maturity IG debt is particularly attractive given the flat corporate curve and substantial income opportunity. This is consistent with our view that while risks to growth have risen, the economy will remain resilient in the near term.
US HY Corporate Debt	■	<ul style="list-style-type: none"> – High yield spreads have widened materially from their mid-2021 lows, but not enough in our view to compensate for increased recession risks following this episode of banking sector stress. The end of the Fed tightening cycle, which appears to be within view, is typically negative for spreads.
Emerging Markets Debt		<ul style="list-style-type: none"> – We have a positive view on emerging market dollar-denominated bonds due to the carry opportunity, falling interest rate volatility, and low default rates.
US dollar	■	<ul style="list-style-type: none"> – A more positive carry backdrop for EM local bonds following rate hikes delivered well before developed-market central banks has increased the resilience of this asset class even in the face of aggressive global tightening. – Asian credit is not particularly appealing as valuations are roughly fair, and risks related to China's property market are still elevated.
Local currency	■	
China Sovereign	■	<ul style="list-style-type: none"> – Chinese bonds have been moving from a high yielder among major economies to a low yielder, diminishing the attractiveness of government bonds somewhat. – However, the appeal of Chinese government bonds is bolstered by their defensive characteristics, which are not shared by much of the EM universe, as well as their low beta to global bond indices.
Currency		<ul style="list-style-type: none"> – We have transitioned to an environment in which the USD is rangebound to lower, in our view. As the Fed approaches the end of its tightening cycle and China's growth rebounds, the overvalued dollar should depreciate. The main threat to short US dollar positioning is a global recession stemming from banking market stress, which is not our base case. The Japanese yen is our most preferred currency given cheap valuations, BoJ tightening, and hedging properties. Some EMFX, like the Mexican peso, are poised to outperform select G10 FX like the British pound given attractive carry.

Source: UBS Asset Management Investment Solutions Macro Asset Allocation Strategy team as of April 28, 2023. Views are provided on the basis of a 3-12 month investment horizon, are not necessarily reflective of actual portfolio positioning and are subject to change.

For marketing and information purposes by UBS. For global professional / qualified / institutional clients and investors and US retail clients and investors.

This document does not replace portfolio and fund-specific materials. Commentary is at a macro or strategy level and is not with reference to any registered or other mutual fund.

Americas

The views expressed are a general guide to the views of UBS Asset Management as of May 2023. The information contained herein should not be considered a recommendation to purchase or sell securities or any particular strategy or fund. Commentary is at a macro level and is not with reference to any investment strategy, product or fund offered by UBS Asset Management. The information contained herein does not constitute investment research, has not been prepared in line with the requirements of any jurisdiction designed to promote the independence of investment research and is not subject to any prohibition on dealing ahead of the dissemination of investment research. The information and opinions contained in this document have been compiled or arrived at based upon information obtained from sources believed to be reliable and in good faith. All such information and opinions are subject to change without notice. Care has been taken to ensure its accuracy but no responsibility is accepted for any errors or omissions herein. A number of the comments in this document are based on current expectations and are considered "forward-looking statements." Actual future results, however, may prove to be different from expectations. The opinions expressed are a reflection of UBS Asset Management's best judgment at the time this document was compiled, and any obligation to update or alter forward-looking statements as a result of new information, future events or otherwise is disclaimed. Furthermore, these views are not intended to predict or guarantee the future performance of any individual security, asset class or market generally, nor are they intended to predict the future performance of any UBS Asset Management account, portfolio or fund.

EMEA

The information and opinions contained in this document have been compiled or arrived at based upon information obtained from sources believed to be reliable and in good faith, but is not guaranteed as being accurate, nor is it a complete statement or summary of the securities, markets or developments referred to in the document. UBS AG and / or other members of the UBS Group may have a position in and may make a purchase and / or sale of any of the securities or other financial instruments mentioned in this document. Before investing in a product please read the latest prospectus carefully and thoroughly. Units of UBS funds mentioned herein may not be eligible for sale in all jurisdictions or to certain categories of investors and may not be offered, sold or delivered in the United States. The information mentioned herein is not intended to be construed as a solicitation or an offer to buy or sell any securities or related financial instruments. Past performance is not a reliable indicator of future results. The performance shown does not take account of any commissions and costs charged when subscribing to and redeeming units. Commissions and costs have a negative impact on performance. If the currency of a financial product or financial service is different from your reference currency, the return can increase or decrease as a result of currency fluctuations. This information pays no regard to the specific or future investment objectives, financial or tax situation or particular needs of any specific recipient. The details and opinions contained in this document are provided by UBS without any guarantee or warranty and are for the recipient's personal use and information purposes only. This document may not be reproduced, redistributed or republished for any purpose without the written permission of UBS AG. This document contains statements that constitute "forward-looking statements", including, but not limited to, statements relating to our future business development. While these forward-looking statements represent our judgments and future expectations concerning the development of our business, a number of risks, uncertainties and other important factors could cause actual developments and results to differ materially from our expectations.

UK

Issued in the UK by UBS Asset Management (UK) Ltd. Authorised and regulated by the Financial Conduct Authority.

APAC

This document and its contents have not been reviewed by, delivered to or registered with any regulatory or other relevant authority in APAC. This document is for informational purposes and should not be construed as an offer or invitation to the public, direct or indirect, to buy or sell securities. This document is intended for limited distribution and only to the extent permitted under applicable laws in your jurisdiction. No representations are made with respect to the eligibility of any recipients of this document to acquire interests in securities under the laws of your jurisdiction. Using, copying, redistributing or republishing any part of this document without prior written permission from UBS Asset Management is prohibited. Any statements made regarding investment performance objectives, risk and/or return targets shall not constitute a representation or warranty that such objectives or expectations will be achieved or risks are fully disclosed. The information and opinions contained in this document is based upon information obtained from sources believed to be reliable and in good faith but no responsibility is accepted for any misrepresentation, errors or omissions. All such information and opinions are subject to change without notice. A number of comments in this document are based on current expectations and are considered "forward-looking statements". Actual future results may prove to be different from expectations and any unforeseen risk or event may arise in the future. The opinions expressed are a reflection of UBS Asset Management's judgment at the time this document is compiled and any obligation to update or alter forward-looking statements as a result of new information, future events, or otherwise is disclaimed. You are advised to exercise caution in relation to this document. The information in this document does not constitute advice and does not take into consideration your investment objectives, legal, financial or tax situation or particular needs in any other respect. Investors should be aware that past performance of investment is not necessarily indicative of future performance. Potential for profit is accompanied by possibility of loss. If you are in any doubt about any of the contents of this document, you should obtain independent professional advice.

Australia

This document is provided by UBS Asset Management (Australia) Ltd, ABN 31 003 146 290 and AFS License No. 222605.

China

The securities may not be offered or sold directly or indirectly in the People's Republic of China (the "PRC"). Neither this document or information contained or incorporated by reference herein relating to the securities, which have not been and will not be submitted to or approved/verified by or registered with the China Securities Regulatory Commission ("CSRC") or other relevant governmental authorities in the PRC pursuant to relevant laws and regulations, may be supplied to the public in the PRC or used in connection with any offer for the subscription or sale of the Securities in the PRC. The securities may only be offered or sold to the PRC investors that are authorized to engage in the purchase of Securities of the type being offered or sold. PRC investors are responsible for obtaining all relevant government regulatory approvals/licenses, verification and/or registrations themselves, including, but not limited to, any which may be required from the CSRC, the State Administration of Foreign Exchange and/or the China Banking Regulatory Commission, and complying with all relevant PRC regulations, including, but not limited to, all relevant foreign exchange regulations and/or foreign investment regulations.

Hong Kong

This document and its contents have not been reviewed by any regulatory authority in Hong Kong. No person may issue any invitation, advertisement or other document relating to the Interests whether in Hong Kong or elsewhere, which is directed at, or the contents of which are likely to be accessed or read by, the public in Hong Kong (except if permitted to do so under the securities laws of Hong Kong) other than with respect to the Interests which are or are intended to be disposed of only to persons outside Hong Kong or only to "professional investors" within the meaning of the Securities and Futures Ordinance (Cap. 571) and the Securities and Futures (Professional Investor) Rules made thereunder.

Japan

This document is for informational purposes only and is not intended as an offer or a solicitation to buy or sell any specific financial products, or to provide any investment advisory/management services.

Korea

The securities may not be offered, sold and delivered directly or indirectly, or offered or sold to any person for re-offering or resale, directly or indirectly, in Korea or to any resident of Korea except pursuant to the applicable laws and regulations of Korea, including the Capital Market and Financial Investment Business Act and the Foreign Exchange Transaction Law of Korea, the presidential decrees and regulations thereunder and any other applicable laws, regulations or rules of Korea. UBS Asset Management has not been registered with the Financial Services Commission of Korea for a public offering in Korea nor has it been registered with the Financial Services Commission for distribution to non-qualified investors in Korea.

Malaysia

This document is sent to you, at your request, merely for information purposes only. No invitation or offer to subscribe or purchase securities is made by UBS Asset Management as the prior approval of the Securities Commission of Malaysia or other regulatory authorities of Malaysia have not been obtained. No prospectus has or will be filed or registered with the Securities Commission of Malaysia.

Singapore

This document has not been registered with the Monetary Authority of Singapore pursuant to the exemption under Section 304 of the SFA. Accordingly, this document may not be circulated or distributed, nor may the Securities be offered or sold, whether directly or indirectly, to any person in Singapore other than (i) to an institutional investor pursuant to Section 304 of the SFA.

Taiwan

This document and its contents have not been reviewed by, delivered to or registered with any regulatory or other relevant authority in the Republic of China (R.O.C.). This document is for informational purposes and should not be construed as an offer or invitation to the public, direct or indirect, to buy or sell securities. This document is intended for limited distribution and only to the extent permitted under applicable laws in the Republic of China (R.O.C.). No representations are made with respect to the eligibility of any recipients of this document to acquire interests in securities under the laws of the Republic of China (R.O.C.).

Source for all data and charts (if not indicated otherwise):
UBS Asset Management.



www.ubs.com/am-linkedin

© UBS 2023. The key symbol and UBS are among the registered and unregistered trademarks of UBS. All rights reserved.
www.ubs.com/am

