

# Distressed Debt

## Private markets education

Authors: Karim Cherif, Head Alternative Investments, UBS Switzerland AG; Antoinette Zuidweg, Strategist, UBS Switzerland AG

- The distressed debt (DD) strategy targets companies that are in financial distress and are at or near bankruptcy.
- Distressed debt managers leverage their experience in financial analysis, legal expertise, and operational execution to identify, value, and monetize on distressed assets.
- Distressed debt strategies can add an element of counter-cyclical opportunity in the credit markets versus traditional long-only fixed income exposures.



Source: UBS

## Summary

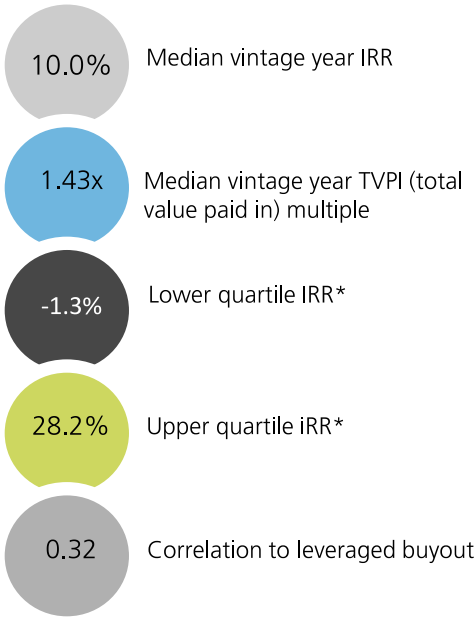
- The strategy aims to monetize investments by extracting maximum asset value through normalizing firm profitability, restructuring, or asset liquidation.
- A typical distressed target is a company at or near bankruptcy. These companies are struggling to meet their interest payment obligations from existing cash flows.
- DD managers leverage their experience in financial analysis, legal expertise, and operational execution to identify, value, and monetize on distressed assets.
- The distressed position may require a restructuring to reorganize outstanding obligations to keep the company in business. The fund can extend maturity dates, defer interest payments on outstanding debt, or obtain/provide emergency financing. Other actions can involve renegotiating leases and contracts, cutting costs, improving sales, and disposing of non-core assets.
- The DD median vintage year IRR from 1997 to 2018 is 10%. The standard deviation of vintage year IRR is 3.7% over the same time frame.
- The opportunity set for DD is typically counter cyclical, with lower corporate earnings growth, higher debt

levels, interest rates, and default rates supportive for DD strategies.

- Distressed debt strategies add idiosyncratic exposure to companies or assets not often traded on public markets.
- While more illiquid than hedge fund distressed debt strategies, private managers can extract differentiated value from adding time and complexity to the reorganization process, with equity exposure potentially enhancing returns.
- With significant differences in manager performance, key risks to distressed debt include credit risk, restructuring execution, and exit timing. Other, more general private market risks also apply, including significant illiquidity of fund vehicles, limited control, and high fees.

*This report is part of a series of short primers on specific private market strategies. You will find more information on the client portal. You can also contact your advisor for assistance.*

### Distressed debt key statistics



Source: Pitchbook, UBS estimates based on historical data for vintage years between 1997-2018. \*Quartile IRR's reflect Pitchbook min and max values for lower and upper IRR's, respectively. Data as of August 2022.

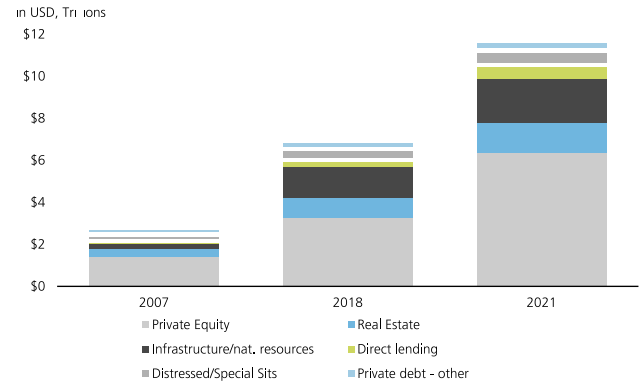
### What does the distressed debt strategy do?

The distressed debt (DD) and special situation strategies represent USD 500bn, or 5% of private markets AUM. DD is a subset of a broader special situation strategy umbrella, which aims to provide financing in areas of stress or dislocations appearing at any stage of the economic cycle.

The distressed debt strategy targets companies that are in financial distress and are at or near bankruptcy. The strategy aims to monetize investments by extracting maximum asset value through normalizing firm profitability, restructuring, or asset liquidation. Distressed securities are often undervalued by the market given: 1) difficulties conducting financial analysis on troubled companies, 2) presence of complex legal situations, and 3) lack of reliable external sources of information on the company.

### Fig. 1: The private market industry has grown rapidly in the last decade

With USD 500bn, distressed debt and special situation represent 5% of private markets AUM



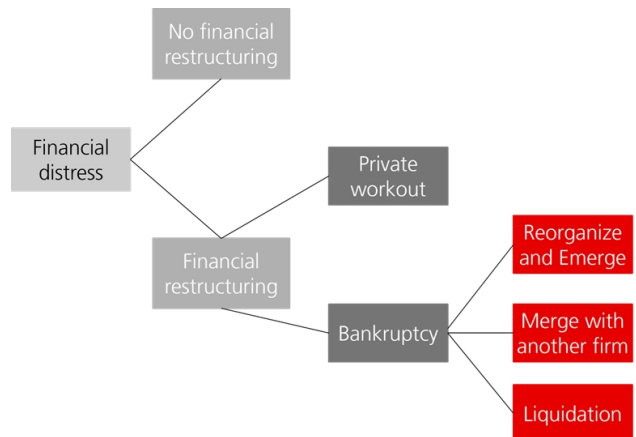
Source: Pitchbook. Total exposure a of year-end. Data as of August 2022.

#### Target investments

- A typical distressed target is a company at or near bankruptcy. These companies are struggling to meet their interest payment obligations from existing cash flows.
- The company can enter distress as a result from over leveraged balance sheets, loss of competitive position, litigation/regulatory challenges, or lack of access to capital.
- The distressed borrower can be publicly traded or private. Opportunities to purchase distressed debt can present themselves when debt owners (mutual fund or institutional investor) are mandated to sell out of the distressed credit given holding restrictions. Additionally, DD funds can identify private borrowers with businesses that are not tracking to plan.

### Fig. 2: Illustration of financial distress

Distressed investing can involve various scenarios, with or without court involvement



Source: Karen H. Wruck, "Financial Distress: Reorganization and Organizational Efficiency" Journal of Financial Economics (1990).

## Restructuring process

Distressed debt managers perform financial analysis to estimate the cash flows and liabilities of the underlying company, along with legal due diligence to understand contractual rights and obligations to help navigate bankruptcy laws.

- Active distressed debt strategies can accumulate large positions in the company's debt or equity at steeply discounted prices to gain a controlling position to influence decisions.
- The distressed position may require a restructuring to reorganize outstanding obligations to keep the company in business.
- During a restructuring, the DD fund can extend maturity dates, defer interest payments on outstanding debt, or obtain/provide emergency financing. Other actions can involve renegotiating leases and contracts, cutting costs, improving sales, and disposing of non-core assets. The fund can also form creditor committees and serve on the board of directors to influence outcomes.
- The DD fund can exchange part of their debt with post reorganized equity positions that can enhance returns upon company recovery.
- The restructuring process can be accomplished through a private workout between lenders and borrowers to renegotiate terms on the loan that is in default. Out of court workouts can be less costly and provide flexibility in negotiating terms versus going through bankruptcy courts.
- Though more costly, bankruptcy courts can provide formal legal protection against creditors and allow for the company to continue as a going concern.
- Otherwise, the company can be liquidated if the company's value as a going concern is deemed worth less than the company's assets. In this case, a DD fund that purchases debt (usually senior in the capital structure) at a steep discount may profit if the recovery value is higher than the purchase price.

## Holding period and exit

- A typical investment period is around 3-5 years, with the life of the fund averaging 10 years.
- Returns are primarily derived from capital appreciation as debt purchased at discounts are 'pulled to par' from refinancing or settlement of held securities (for example, purchase debt at 50 cents on the dollar, recover 70 cents), plus any income distributed from debt securities. Returns can vary depending on leverage use, which tends to be limited.
- Multiple exit options for post reorganized assets include a sale to a strategic buyer, IPO, recapitalization with

existing owners, or the sale of securities back into the market.

## Sources of value-add

DD managers leverage their experience in financial analysis, legal expertise, and operational execution to identify, value, and monetize on distressed assets.

- **Extensive sourcing capabilities:** Managers that have deep industry knowledge and a network of financial/legal advisors can source a wider net of potential opportunities and provide a first mover advantage for transactions and thereby avoid competitive auctions.
- **Rigorous credit analysis:** Rigorous fundamental credit analysis helps evaluate the merits and nuances of each situation, especially for more complex and illiquid assets that are difficult to value. Experience across multiple credit cycles can provide better insight into potential opportunities.
- **Flexibility across region, sector, capital structure:** Flexibility to invest across different countries, industries, and across various parts of the capital structure (debt and equity) can widen opportunities in different macro environments.
- **Legal expertise:** Fund teams will require extensive resources to carry out legal due diligence. Knowledge of regional bankruptcy laws and credit agreements are crucial to navigating the distressed investment process.
- **Restructuring experience:** Exerting influence among other creditors, formulating/executing restructuring plans, and deploying operating executives to stabilize cash flows can help improve portfolio company prospects.
- **Managing the exit process:** Fund managers engage with investment bankers and solicit buyers to negotiate exit options on behalf of investors to best monetize invested assets. Managers must also time exits appropriately, given the potential cyclical nature of underlying holdings.

## Performance analysis

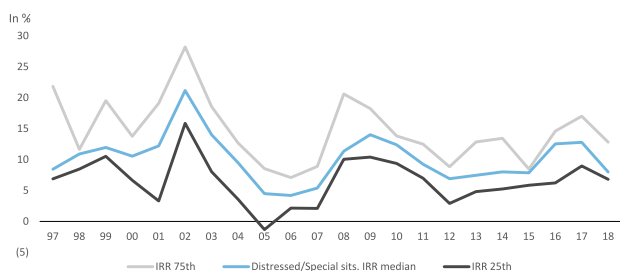
### Introduction to vintage year returns

- Private market returns are assessed using vintage year performance, which reflects the sum of all cash flows (contributions, distributions) from funds inception in the referenced year.
- For example, if hypothetical fund ABC reported vintage year 2005 IRR of 15%, ABC was inception in 2005 and the IRR reflects all investment activity performed over the course of its lifecycle: contributions and distributions made in 2005, 2006, 2007, etc., until the end of the fund.

- If hypothetical fund XYZ reported vintage year 2008 TVPI of 1.3x, the fund returned USD 1.30 for every USD 1 invested through the duration of the fund's life.

Fig. 3: Distressed debt IRR per vintage year 1997-2018

High level of dispersion within each vintage year shows importance of manager selection



Source: Pitchbook, data as of August 2022.

### Historical performance

- The DD median vintage year IRR from 1997 to 2018 is 10%. The standard deviation of vintage year IRR is 3.96% over the same time frame.
- The DD median vintage year TVPI from 1997-2018 is 1.43x. The standard deviation of vintage year TVPI is 0.19x over the same time frame.
- We observe a wide range of IRRs for each vintage year, highlighting the importance of manager selection when considering distressed debt strategies.

### Distressed debt and the business cycle

- The opportunity set for DD is typically counter cyclical, with lower corporate earnings growth, higher debt levels, interest rates, and default rates supportive for DD strategies.
- However, we note that managers that employ broader 'special situations' strategies can provide liquidity in markets experiencing dislocations caused by non-macro/idiosyncratic factors, which can present potential opportunities across the economic cycle.
- Distressed debt returns experienced vintage year median IRR peaks during market stress (2001, 2009). These years produced outsized returns given valuation dislocations, limited access to capital, and increased default rates.
- Distressed debt experienced lower median IRR between 1997 and 2005, corresponding to vintage years occurring 3-4 years before equity peaks. During these years, return prospects moderated given benign macro environments.

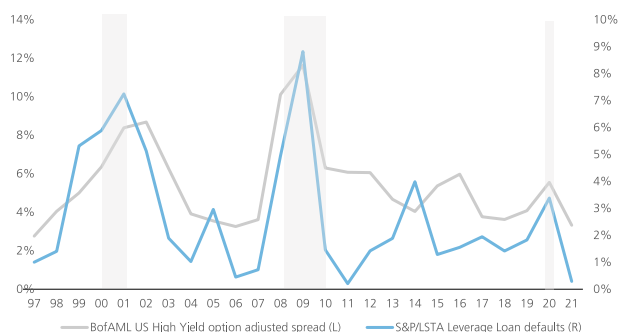
- Recent vintage years (2011-2018) have also exhibited more moderate returns given the limited number of defaults and dislocations experienced in the credit markets.

### Distressed debt in your portfolio

- Distressed debt strategies can offer an element of contrarian and countercyclical opportunities in the credit markets versus traditional long only fixed income exposures.
- Distressed debt strategies add idiosyncratic exposure to companies or assets not often traded on public markets.
- While more illiquid than hedge fund distressed debt strategies, private managers can extract differentiated value from adding time and complexity to the reorganization process, with equity exposure potentially enhancing returns.

Fig. 4: High yield spreads and leveraged loan default rates

Widening spreads and higher default rates can indicate a supportive market for distressed managers



Source: Federal Reserve of St. Louis, S&P LCD, UBS Estimates. Note: Leverage loan defaults reflect (Last 12 month \$ of defaults) / (total outstanding). Data as of August 2022.

### Risks

- Distressed strategies incur a high level of credit risk with potential widening of spreads and price fluctuations given the troubled nature of underlying companies/assets.
- Managers may face trading restrictions (for legal or market reasons) and may not be able to sell an asset at the desired price.
- Restructuring is a complex process. Many events are beyond the managers' control, including unforeseen regulations, unsuccessful reorganization or miscalculation of underlying assets.
- While managers strive to seek investments across the market cycle, a lack of opportunities can erode investor

returns due to fees. Adverse market factors could negatively impact the exit environment for certain investments.

- Given the time and resources required to analyze and work through restructurings, managers may hold fairly concentrated portfolios
- Reputational risk can arise in investing with distressed debt strategies. Some managers may engage in strategies perceived to be controversial (e.g. vulture investing), which may result in legal action or attract public and media criticism.
- Other, more general private market risks may still apply, including the lack of transparency, illiquidity, high fees, and long term lock up periods.
- These risks cannot be fully eliminated, but can be reduced significantly through thorough due diligence and strict investment and monitoring processes.

## Appendix

### Selected definitions

- **Correlation:** the degree to which the fluctuations of one variable are similar to those of another.
- **Leverage:** the use of borrowed capital or instruments to increase the potential return (but also potential losses) of an investment, a simple example is a mortgage used in real estate transactions.
- **Leveraged buyout funds:** a private equity strategy using borrowed capital to gain control of a company.
- **Illiquidity premia:** the premium that an investor can demand depending on how difficult it is to convert the underlying security can be converted to cash.
- **Multiples:** a term that measures some aspect of a company's financial well-being, determined by dividing one metric by another metric. The metric in the numerator is typically larger than the one in the denominator, because the top metric is usually supposed to be many times larger than the bottom metric.
- **Multiple expansion:** describes the way a particular valuation metric increases to reflect a higher value assigned to an underlying investment.
- **Value add:** describes the operational, business, or structural improvements private market managers seek through underlying portfolio investments.
- **Cash flows:** cash flow is the net amount of cash and cash-equivalents being transferred into and out of a fund.
- **Public Market Equivalent (PME):** a method that converts public market returns to a benchmark that can be compared to private market returns.
- **IRR:** a return method used to evaluate private market investments and reflects the discount rate at which the present value of an investment's future cash flow equals the cost of the investment.
- **TVPI (Total Value to Paid In):** a return metric that describes the total capital distributed back to the investor + residual value left in the fund divided by invested capital.
- **Exit:** the time period in which an investor can convert holdings into cash to be liquidated over a designated period of time.
- **IPO:** the first sale of stock by a private company to the public. Also referred to as an "initial public offering."
- **Standard deviation:** a measure of the degree to which individual values vary from the distribution mean. The higher the number, the greater the risk.
- **Dry powder:** refers to cash reserves kept on hand by a private markets firm to cover future obligations, purchase assets or make acquisitions.
- **J-curve:** illustrates a period of initial negative cash flows (contributions) towards positive cash flows (distributions back to the investor) over a period of time.
- **Sponsor:** the general partner in a limited partnership who organizes and signs up investors.
- **Secondary buyout:** describes a sale between private market firms
- **Trade sale/strategic sale:** describes a sale of a business to another business operating in a similar industry.
- **Senior debt:** loans or debt securities that have claim prior to junior obligations and equity on a corporation's assets in the event of liquidation.

- **Junior debt:** loan or security that ranks below other loans or securities with regard to claims on assets or earnings. In the case of borrower default, creditors who own subordinated debt won't be paid out until after senior debt holders are paid in full.
- **Vintage year:** is the year in which the first influx of investment capital is delivered to a project or company. This marks when capital is contributed by venture capital, a private equity fund or a partnership drawing down from its investors.
- **M&A:** mergers and acquisitions is a general term that refers to the consolidation of companies or assets through various types of financial transactions. M&A can include a number of different transactions, such as mergers, acquisitions, consolidations, tender offers, purchase of assets and management acquisitions.
- **Blind pool:** money collected from several people which is put into a fund and invested for their profit. It is left unspecified which properties are to be acquired.
- **Unit economics:** a measure of direct revenues and costs on a unit basis for a particular business model.
- **Minority stake:** reflects a non-controlling interest that is less than 50% of a particular entity.
- **Spin off:** describes the separation of an independent company from a larger parent.
- **Control provisions:** designed to provide a level of influence over significant operational and business matters.
- **Redemption rights:** gives investors the right to force a company to repurchase their shares after a period of time.
- **Idiosyncratic risk:** risk associated with a narrow set of factors pertaining to a particular company. Risk that has little association with overall market risk.
- **Tag-along provisions:** provides a minority shareholder the right to join in on a sale of a company that is initiated by a majority shareholder.

## Non-Traditional Assets

**Non-traditional asset classes are alternative investments that include hedge funds, private equity, real estate, and managed futures (collectively, alternative investments).** Interests of alternative investment funds are sold only to qualified investors, and only by means of offering documents that include information about the risks, performance and expenses of alternative investment funds, and which clients are urged to read carefully before subscribing and retain. An investment in an alternative investment fund is speculative and involves significant risks. Specifically, these investments (1) are not mutual funds and are not subject to the same regulatory requirements as mutual funds; (2) may have performance that is volatile, and investors may lose all or a substantial amount of their investment; (3) may engage in leverage and other speculative investment practices that may increase the risk of investment loss; (4) are long-term, illiquid investments, there is generally no secondary market for the interests of a fund, and none is expected to develop; (5) interests of alternative investment funds typically will be illiquid and subject to restrictions on transfer; (6) may not be required to provide periodic pricing or valuation information to investors; (7) generally involve complex tax strategies and there may be delays in distributing tax information to investors; (8) are subject to high fees, including management fees and other fees and expenses, all of which will reduce profits.

Interests in alternative investment funds are not deposits or obligations of, or guaranteed or endorsed by, any bank or other insured depository institution, and are not federally insured by the Federal Deposit Insurance Corporation, the Federal Reserve Board, or any other governmental agency. Prospective investors should understand these risks and have the financial ability and willingness to accept them for an extended period of time before making an investment in an alternative investment fund and should consider an alternative investment fund as a supplement to an overall investment program.

In addition to the risks that apply to alternative investments generally, the following are additional risks related to an investment in these strategies:

- **Hedge Fund Risk:** There are risks specifically associated with investing in hedge funds, which may include risks associated with investing in short sales, options, small-cap stocks, "junk bonds," derivatives, distressed securities, non-U.S. securities and illiquid investments.
- **Managed Futures:** There are risks specifically associated with investing in managed futures programs. For example, not all managers focus on all strategies at all times, and managed futures strategies may have material directional elements.
- **Real Estate:** There are risks specifically associated with investing in real estate products and real estate investment trusts. They involve risks associated with debt, adverse changes in general economic or local market conditions, changes in governmental, tax, real estate and zoning laws or regulations, risks associated with capital calls and, for some real estate products, the risks associated with the ability to qualify for favorable treatment under the federal tax laws.
- **Private Equity:** There are risks specifically associated with investing in private equity. Capital calls can be made on short notice, and the failure to meet capital calls can result in significant adverse consequences including, but not limited to, a total loss of investment.
- **Foreign Exchange/Currency Risk:** Investors in securities of issuers located outside of the United States should be aware that even for securities denominated in U.S. dollars, changes in the exchange rate between the U.S. dollar and the issuer's "home" currency can have unexpected effects on the market value and liquidity of those securities. Those securities may also be affected by other risks (such as political, economic or regulatory changes) that may not be readily known to a U.S. investor.



## Appendix

UBS Chief Investment Office's ("CIO") investment views are prepared and published by the Global Wealth Management business of UBS Switzerland AG (regulated by FINMA in Switzerland) or its affiliates ("UBS").

The investment views have been prepared in accordance with legal requirements designed to promote the **independence of investment research**.

### **Generic investment research – Risk information:**

This publication is **for your information only** and is not intended as an offer, or a solicitation of an offer, to buy or sell any investment or other specific product. The analysis contained herein does not constitute a personal recommendation or take into account the particular investment objectives, investment strategies, financial situation and needs of any specific recipient. It is based on numerous assumptions. Different assumptions could result in materially different results. Certain services and products are subject to legal restrictions and cannot be offered worldwide on an unrestricted basis and/or may not be eligible for sale to all investors. All information and opinions expressed in this document were obtained from sources believed to be reliable and in good faith, but no representation or warranty, express or implied, is made as to its accuracy or completeness (other than disclosures relating to UBS). All information and opinions as well as any forecasts, estimates and market prices indicated are current as of the date of this report, and are subject to change without notice. Opinions expressed herein may differ or be contrary to those expressed by other business areas or divisions of UBS as a result of using different assumptions and/or criteria.

In no circumstances may this document or any of the information (including any forecast, value, index or other calculated amount ("Values")) be used for any of the following purposes (i) valuation or accounting purposes; (ii) to determine the amounts due or payable, the price or the value of any financial instrument or financial contract; or (iii) to measure the performance of any financial instrument including, without limitation, for the purpose of tracking the return or performance of any Value or of defining the asset allocation of portfolio or of computing performance fees. By receiving this document and the information you will be deemed to represent and warrant to UBS that you will not use this document or otherwise rely on any of the information for any of the above purposes. UBS and any of its directors or employees may be entitled at any time to hold long or short positions in investment instruments referred to herein, carry out transactions involving relevant investment instruments in the capacity of principal or agent, or provide any other services or have officers, who serve as directors, either to/for the issuer, the investment instrument itself or to/for any company commercially or financially affiliated to such issuers. At any time, investment decisions (including whether to buy, sell or hold securities) made by UBS and its employees may differ from or be contrary to the opinions expressed in UBS research publications. Some investments may not be readily realizable since the market in the securities is illiquid and therefore valuing the investment and identifying the risk to which you are exposed may be difficult to quantify. UBS relies on information barriers to control the flow of information contained in one or more areas within UBS, into other areas, units, divisions or affiliates of UBS. Futures and options trading is not suitable for every investor as there is a substantial risk of loss, and losses in excess of an initial investment may occur. Past performance of an investment is no guarantee for its future performance. Additional information will be made available upon request. Some investments may be subject to sudden and large falls in value and on realization you may receive back less than you invested or may be required to pay more. Changes in foreign exchange rates may have an adverse effect on the price, value or income of an investment. The analyst(s) responsible for the preparation of this report may interact with trading desk personnel, sales personnel and other constituencies for the purpose of gathering, synthesizing and interpreting market information.

Tax treatment depends on the individual circumstances and may be subject to change in the future. UBS does not provide legal or tax advice and makes no representations as to the tax treatment of assets or the investment returns thereon both in general or with reference to specific client's circumstances and needs. We are of necessity unable to take into account the particular investment objectives, financial situation and needs of our individual clients and we would recommend that you take financial and/or tax advice as to the implications (including tax) of investing in any of the products mentioned herein.

This material may not be reproduced or copies circulated without prior authority of UBS. Unless otherwise agreed in writing UBS expressly prohibits the distribution and transfer of this material to third parties for any reason. UBS accepts no liability whatsoever for any claims or lawsuits from any third parties arising from the use or distribution of this material. This report is for distribution only under such circumstances as may be permitted by applicable law. For information on the ways in which CIO manages conflicts and maintains independence of its investment views and publication offering, and research and rating methodologies, please visit [www.ubs.com/research](http://www.ubs.com/research). Additional information on the relevant authors of this publication and other CIO publication(s) referenced in this report; and copies of any past reports on this topic; are available upon request from your client advisor.

Options and futures are not suitable for all investors, and trading in these instruments is considered risky and may be appropriate only for sophisticated investors. Prior to buying or selling an option, and for the complete risks relating to options, you must receive a copy of "Characteristics and Risks of Standardized Options". You may read the document at <https://www.theocc.com/about/publications/character-risks.jsp> or ask your financial advisor for a copy.

Investing in structured investments involves significant risks. For a detailed discussion of the risks involved in investing in any particular structured investment, you must read the relevant offering materials for that investment. Structured investments are unsecured obligations of a particular issuer with returns linked to the performance of an underlying asset. Depending on the terms of the investment, investors could lose all or a substantial portion of their investment based on the performance of the underlying asset. Investors could also lose their entire investment if the issuer becomes insolvent. UBS Financial Services Inc. does not guarantee in any way the obligations or the financial condition of any issuer or the accuracy of any financial information provided by any issuer. Structured investments are not traditional investments and investing in a structured investment is not equivalent to investing directly in the underlying asset. Structured investments may have limited or no liquidity, and investors should be prepared to hold their investment to maturity. The return of structured investments may be limited by a maximum gain, participation rate or other feature. Structured investments may include call features and, if a structured investment is called early, investors would not earn any further return and may not be able to reinvest in similar investments with similar terms. Structured investments include costs and fees which are generally embedded in the price of the investment. The tax treatment of a structured investment may be complex and may differ from a direct investment in the underlying asset. UBS Financial Services Inc. and its employees do not provide tax advice. Investors should consult their own tax advisor about their own tax situation before investing in any securities.

**Important Information About Sustainable Investing Strategies:** Sustainable investing strategies aim to consider and incorporate environmental, social and governance (ESG) factors into investment process and portfolio construction. Strategies across geographies and styles approach ESG analysis and incorporate the findings in a variety of ways. Incorporating ESG factors or Sustainable Investing considerations may inhibit the portfolio manager's ability to participate in certain investment opportunities that otherwise would be consistent with its investment objective and other principal investment strategies. The returns on a portfolio consisting primarily of sustainable investments may be lower or

higher than portfolios where ESG factors, exclusions, or other sustainability issues are not considered by the portfolio manager, and the investment opportunities available to such portfolios may differ. Companies may not necessarily meet high performance standards on all aspects of ESG or sustainable investing issues; there is also no guarantee that any company will meet expectations in connection with corporate responsibility, sustainability, and/or impact performance.

**External Asset Managers / External Financial Consultants:** In case this research or publication is provided to an External Asset Manager or an External Financial Consultant, UBS expressly prohibits that it is redistributed by the External Asset Manager or the External Financial Consultant and is made available to their clients and/or third parties.

**USA:** Distributed to US persons by UBS Financial Services Inc., UBS Securities LLC or UBS Swiss Financial Advisers AG, subsidiaries of UBS AG. UBS Switzerland AG, UBS Europe SE, UBS Bank, S.A., UBS Brasil Administradora de Valores Mobiliarios Ltda, UBS Asesores Mexico, S.A. de C.V., UBS SuMi TRUST Wealth Management Co., Ltd., UBS Wealth Management Israel Ltd and UBS Menkul Degerler AS are affiliates of UBS AG. **UBS Financial Services Inc. accepts responsibility for the content of a report prepared by a non-US affiliate when it distributes reports to US persons. All transactions by a US person in the securities mentioned in this report should be effected through a US-registered broker dealer affiliated with UBS, and not through a non-US affiliate. The contents of this report have not been and will not be approved by any securities or investment authority in the United States or elsewhere. UBS Financial Services Inc. is not acting as a municipal advisor to any municipal entity or obligated person within the meaning of Section 15B of the Securities Exchange Act (the "Municipal Advisor Rule") and the opinions or views contained herein are not intended to be, and do not constitute, advice within the meaning of the Municipal Advisor Rule. For country information, please visit [ubs.com/cio-country-disclaimer-gr](https://ubs.com/cio-country-disclaimer-gr) or ask your client advisor for the full disclaimer.**

Version B/2022. CIO82652744

© UBS 2022. The key symbol and UBS are among the registered and unregistered trademarks of UBS. All rights reserved.