

E-documents via UBS e-banking.

Quick Reference Guide.

For Individual Clients

The E-documents function in UBS e-banking allows you to receive bank documents such as account statements, credit and debit advices, etc. in electronic form. With E-documents, you can access your correspondence at any time from anywhere in the world.

The electronic documents are delivered to you quickly and securely under **E-documents** on the **Mailbox** tab in UBS e-banking. At www.ubs.com/de-support you will find an overview of the electronic documents you can access via UBS e-banking under **User guides**.

Benefits of E-documents

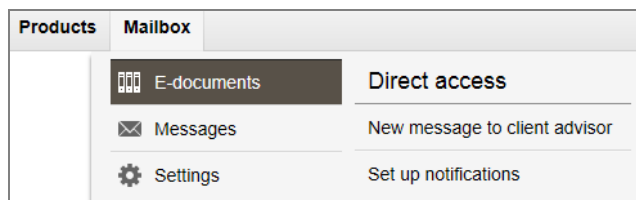
- Faster delivery
- Documents accessible via UBS e-banking for two years
- Documents downloadable as PDF files
- Bank documents can be stored and printed locally

Changing to E-documents does not affect the **appearance** of your correspondence from the bank. E-documents look identical to their paper counterparts.

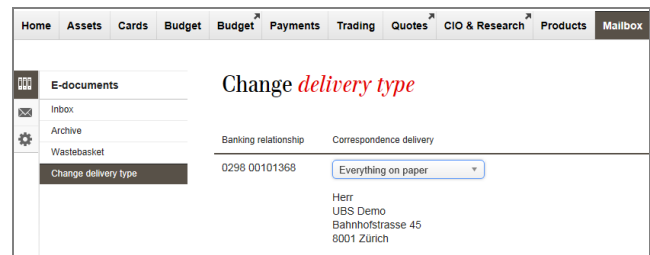
Try out E-documents today by changing the delivery type for your correspondence in a few simple steps.

1. Starting and selecting E-documents

Once you are logged into UBS e-banking, click on the **Mailbox** tab and go to **E-documents**.

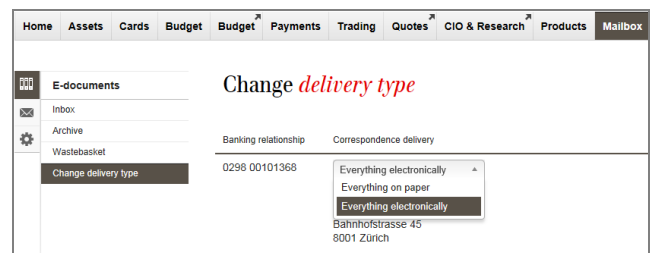


Now select **Change delivery type** in the left-hand menu.



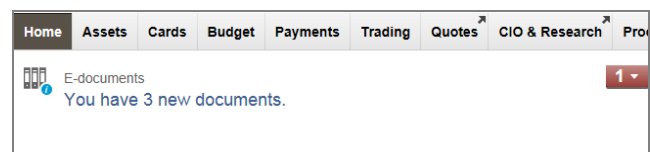
2. Changing to E-documents

You can now change your correspondence to E-documents for all the banking relationships where you are either the holder or the recipient. To do this, select the option **Everything electronically** in the corresponding drop-down menu. E-documents is activated as soon as you save this change. You can change this setting back just as easily at any time.

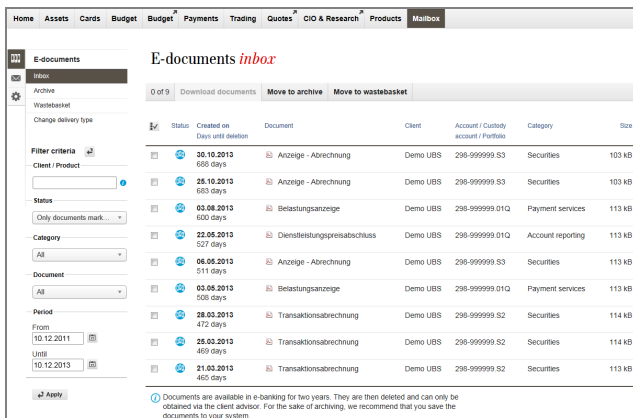


3. Viewing electronic documents

As soon as you have received new E-documents, you will be notified after you have logged into UBS e-banking. Please click on the link to see your newest e-documents.



If you want to view, save or print an electronic document you have already read, select **E-documents** under the **Mailbox** tab and click on the name of the electronic document you want.



Status	Created on Days until deletion	Document	Client	Account / Custody account / Portfolio	Category	Size
📄	30.10.2013 653 days	Anzeige - Abrechnung	Demo UBS	298-999999.S3	Securities	103 kB
📄	25.10.2013 653 days	Anzeige - Abrechnung	Demo UBS	298-999999.S3	Securities	103 kB
📄	03.08.2013 600 days	Belastungsanzeige	Demo UBS	298-999999.01Q	Payment services	113 kB
📄	22.05.2013 527 days	Dienstleistungsabschluss	Demo UBS	298-999999.01Q	Account reporting	113 kB
📄	06.05.2013 511 days	Anzeige - Abrechnung	Demo UBS	298-999999.S3	Securities	113 kB
📄	03.05.2013 508 days	Belastungsanzeige	Demo UBS	298-999999.01Q	Payment services	113 kB
📄	28.03.2013 472 days	Transaktionsabrechnung	Demo UBS	298-999999.S2	Securities	114 kB
📄	25.02.2013 459 days	Transaktionsabrechnung	Demo UBS	298-999999.S2	Securities	114 kB
📄	21.03.2013 450 days	Transaktionsabrechnung	Demo UBS	298-999999.S2	Securities	113 kB

Electronic documents can be sorted and searched quickly and easily in UBS e-banking by status, document category or date. You can also save your bank documents locally to your PC, print them out or delete them here.

What does E-documents cost?

E-documents is free of charge.

Questions?

Our UBS e-banking Support advisors are available 24 hours a day to answer any questions you may have about E-documents and UBS e-banking:

- Call from Germany: 069 2179 2211
- Call from abroad: +49 69 2179 2211

Also published in German.

© UBS July 2014. The key symbol and UBS are registered trademarks of UBS. All rights reserved.