

# Macro Monthly

UBS Asset Management

May 2018



**Erin Browne**

Head of Asset Allocation  
Investment Solutions

**Evan Brown, CFA**

Director, Asset Allocation  
Investment Solutions

- Rising geopolitical concerns, disciplined supply from OPEC countries and lower-than-forecast production in the US have driven Brent Oil to USD 75.
- The negative potential impact of higher oil prices on US consumption growth is cushioned by the larger role of oil production in the US economy and by tax cuts that are boosting disposable incomes.
- Oil prices boost headline inflation and breakevens, but not real yields. Thus the higher oil price supports our underweight in global duration but has not shifted our positive view on global demand growth and global equities.
- Exposure to commodity-linked assets may provide useful diversification benefits late in the economic cycle.

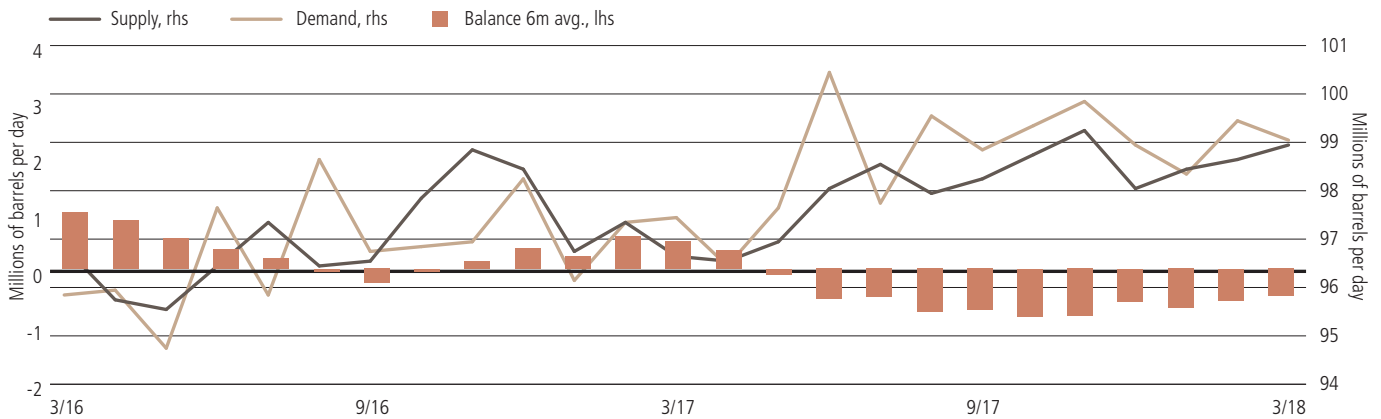
## What do higher oil prices mean for markets?

Last month, the price of Brent oil reached USD 75, its highest level since 2014. Just over two years ago, the dollar cost of a barrel of oil was as low as USD 28. And just as the USD 85 drop in oil prices from 2014 to 2016 was central to the global economic and market environment then, the recent rise in oil has implications for investing today. In this Macro Monthly we examine why oil prices have been rising, what it means for the global economy, and implications for asset allocation.

As with any asset price, oil is driven by supply and demand. On the demand side, oil was impacted by a slowdown of global growth, driven in particular by China and other emerging markets, from 2014 to early 2016. On the supply side, Saudi Arabia made a strategic decision to flood the market in an attempt to regain market share—lowering the price via increased supply to make higher cost US shale oil companies sufficiently unprofitable to cease production. Finally, the 25% gain in the trade-weighted dollar over this period also weighed on the commodity. The rebound in oil over the last two years largely reflects an unwinding of these conditions. The global economy rebounded sharply over the course of 2016, supported by Chinese stimulus and extraordinarily easy monetary policy from developed market central banks. Meanwhile, domestic considerations led Saudi Arabia to not only reverse its own policy of oversupply, but spearhead an OPEC+Russia agreement to cut production sharply. Dollar strength has partially unwound, which has also boosted oil.

Last year, most energy analysts originally forecast oil prices to remain in the USD 40 to 60 range, anticipating that any significant rise in oil prices would be met with a sharp increase in US shale oil production. However, US production has disappointed as many energy companies have either focused on repairing balance sheets damaged by the 2014-2016 oil collapse or faced production bottlenecks including congested pipelines and input shortages. While US production is missing estimates, OPEC+Russia adherence to agreed supply cuts has been remarkably disciplined compared to prior agreements. As such, demand has outstripped supply and inventories declined (Exhibit 1). Tighter balances have left the oil market more vulnerable to supply shocks such as in Venezuela and to the possibility of a re-imposition of export sanctions on Iran, a major oil producing country. Moreover, with Saudi Arabia keen to sell a stake in its USD 2 trillion-valued national oil company Aramco, the Saudi leadership has a strong incentive to continue supporting oil prices. While US shale production is still projected to ramp up further, tighter balances and geopolitical developments have skewed risks to the oil price to the upside in the near-term.

**Exhibit 1: Global oil demand has exceeded supply since 2017, bringing balances into deficit**

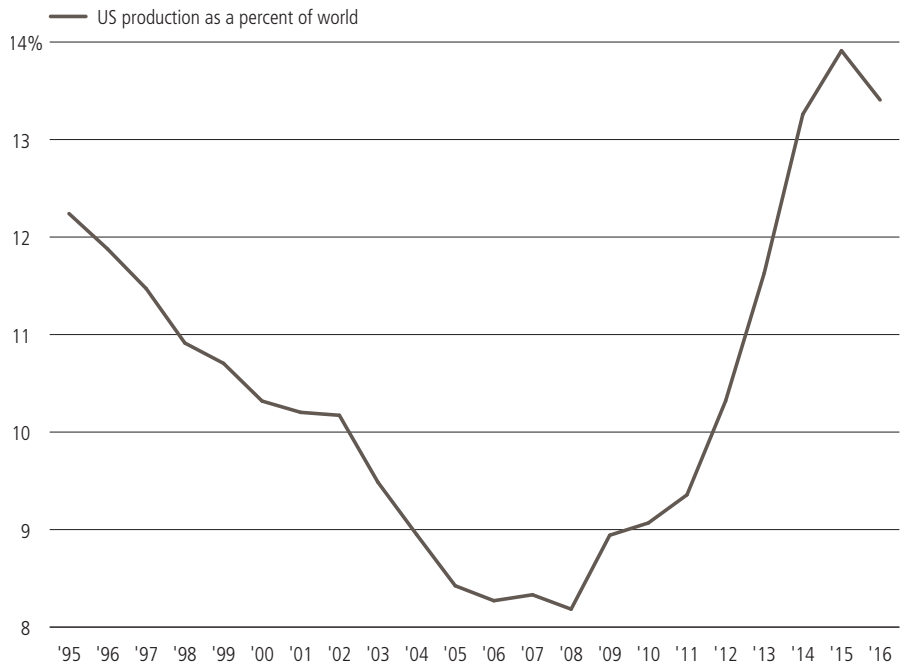


Source: Energy Intelligence Group, Bloomberg, UBS Asset Management

**Implications for the economy and markets**

An oil price rise is a tax on consumers in oil importing developed economies and a windfall for major oil producing countries, many of which are emerging markets. Prices of 'at the pump' gasoline have risen steadily in the US, which was part of the reason for softer consumption in US Q1 GDP. But as the shale revolution has made the US one of the world's largest oil producers, energy has become an increasingly important part of the US economy, driving employment and capital expenditure (Exhibit 2). Moreover, tax cuts are starting to boost disposable incomes, which should cushion the negative impact from higher energy costs. And while the oil price rise is filtering through to higher headline inflation, it is excluded from the Fed's preferred Core Personal Consumption Expenditures index. As an input cost across industries, there will almost certainly be some pass-through of higher oil prices to core measures, but the Fed is likely to look past higher energy costs and focus on the trend in less volatile underlying inflation. As such, we do not see the rise in oil prices as automatically leading to a faster pace of Fed tightening.

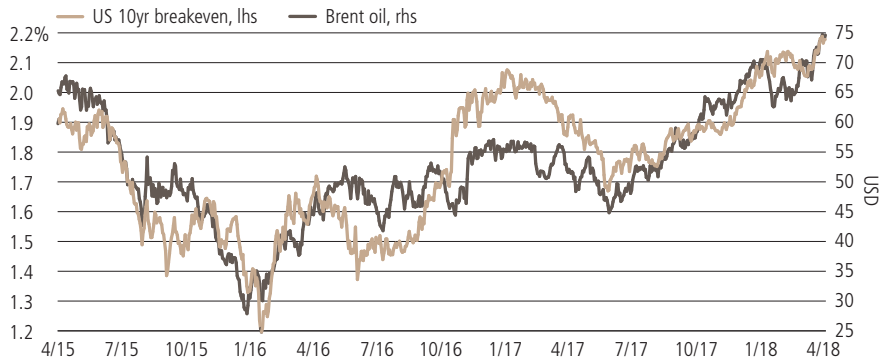
**Exhibit 2: US has become a major oil producer**



Source: UBS Asset Management, Macrobond.

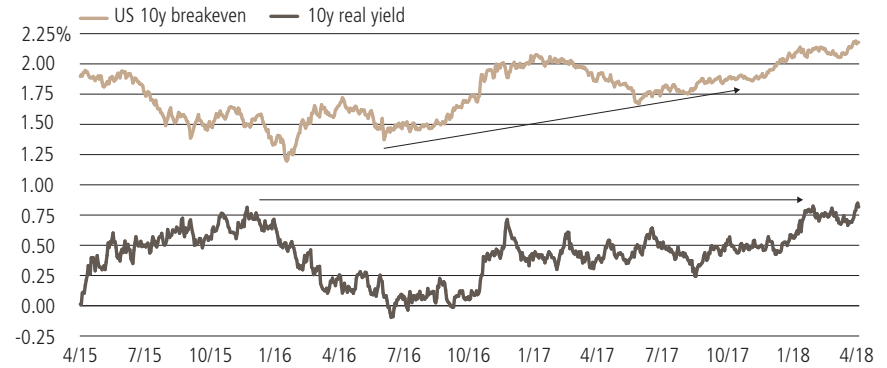
Higher oil prices have been a key driver of government bond market volatility and as a byproduct, much of the equity market volatility observed this year. However, when breaking down interest rates into key components of real yields and expected inflation rates—often referred to as ‘breakevens’—we find that higher oil prices explain much of the rise in breakevens (Exhibit 3). This makes sense, as investors in inflation-protected US Treasuries are insulated from gains in headline, as opposed to just core inflation. And while real yields rose to start the year, largely reflecting the effects of expansionary fiscal policy in the US, they are generally in the range they’ve been in for the past five years (Exhibit 4). Thus, even though nominal yields have risen, there has not yet been a sufficiently meaningful tightening of financial conditions resulting from higher rates to believe a US recession or a major draw-down in equity markets is imminent. Exhibit 5 shows how recent major bear markets in equities tend to require a convergence between real GDP and real yields. Higher oil prices are not likely to drive the former much lower nor the latter much higher. In short, while we do see further potential downside to bonds from higher oil prices via higher breakevens, we do not see it as a meaningful threat to global equities.

**Exhibit 3: Oil explains much of the rise in inflation breakevens**



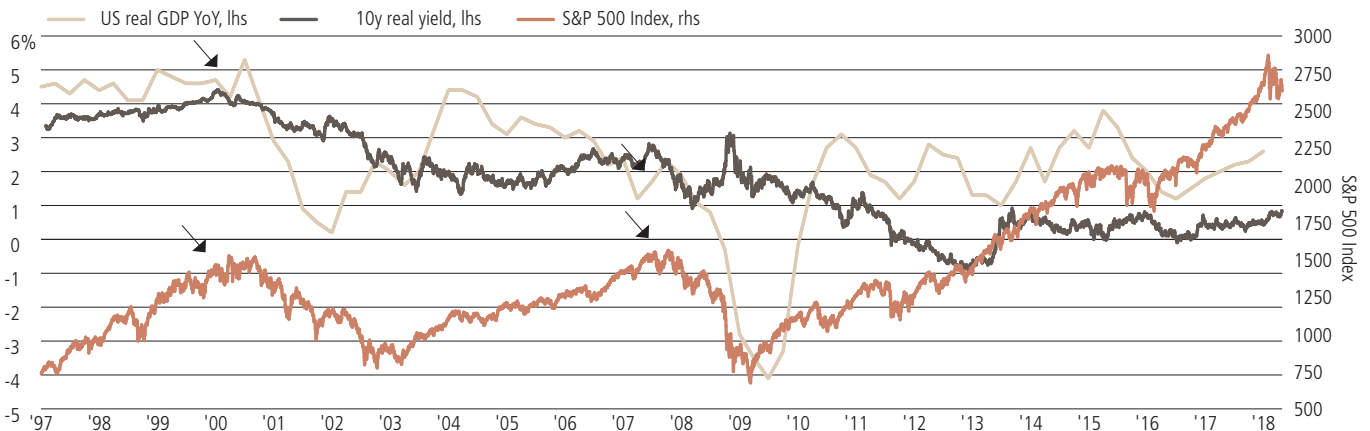
Source: UBS Asset Management, Macrobond.

**Exhibit 4: Breakevens have trended higher in recent years; real yields in a multi-year range**



Source: UBS Asset Management, Macrobond.

**Exhibit 5: Major bear markets happen when equities and real yields converge**



Source: UBS Asset Management, Macrobond.

In addition to more recent dynamics, commodity prices tend to outperform late in economic cycles as demand outstrips supply constraints. Amid historically unstable correlations between bonds and equities, commodities exposure may provide some compelling

diversification properties for multi-asset investors. They also provide some hedge protection against a rise in certain geopolitical risks, particularly escalation in Middle East tensions. Where investors are not able to invest directly in commodities, energy stocks, inflation-linked bonds and

energy high yield credit provide alternatives. There are opportunities in FX too—we currently see value in the currencies of major oil producers such as Norway and Colombia.

**The bottom line: Asset allocation**

While energy prices can remain elevated near-term, we suspect that ultimately US production will ramp up further and Brent oil will stabilize in a USD 60 to 80 range. But in any case, the rise in oil prices is consistent with our underweight in global duration. At this point we do not expect higher oil prices to negatively impact growth in developed markets enough to shift our equity overweight. Oil sensitivity in emerging markets differs by region and by country, but in general the rebound in commodities should support broad-based EM asset strength. Yet independent of forecasts for any particular commodity, exposure to commodity-linked assets can provide useful diversification benefits for multi-asset investors late in the economic cycle.

**For marketing and information purposes by UBS. For professional clients / qualified / institutional investors only.**

This document does not replace portfolio and fund-specific materials. Commentary is at a macro or strategy level and is not with reference to any registered or other mutual fund.

**Americas:** The views expressed are a general guide to the views of UBS Asset Management as of May 2018. The information contained herein should not be considered a recommendation to purchase or sell securities or any particular strategy or fund. Commentary is at a macro level and is not with reference to any investment strategy, product or fund offered by UBS Asset Management. The information contained herein does not constitute investment research, has not been prepared in line with the requirements of any jurisdiction designed to promote the independence of investment research and is not subject to any prohibition on dealing ahead of the dissemination of investment research. The information and opinions contained in this document have been compiled or arrived at based upon information obtained from sources believed to be reliable and in good faith. All such information and opinions are subject to change without notice. Care has been taken to ensure its accuracy but no responsibility is accepted for any errors or omissions herein. A number of the comments in this document are based on current expectations and are considered "forward-looking statements." Actual future results, however, may prove to be different from expectations. The opinions expressed are a reflection of UBS Asset Management's best judgment at the time this document was compiled, and any obligation to update or alter forward-looking statements as a result of new information, future events or otherwise is disclaimed. Furthermore, these views are not intended to predict or guarantee the future performance of any individual security, asset class or market generally, nor are they intended to predict the future performance of any UBS Asset Management account, portfolio or fund.

**EMEA:** The information and opinions contained in this document have been compiled or arrived at based upon information obtained from sources believed to be reliable and in good faith, but is not guaranteed as being accurate, nor is it a complete statement or summary of the securities, markets or developments referred to in the document. UBS AG and / or other members of the UBS Group may have a position in and may make a purchase and / or sale of any of the securities or other financial instruments mentioned in this document. Before investing in a product please read the latest prospectus carefully and thoroughly. Units of UBS funds mentioned herein may not be eligible for sale in all jurisdictions or to certain categories of investors and may not be offered, sold or delivered in the United States. The information mentioned herein is not intended to be construed as a solicitation or an offer to buy or sell any securities or related financial instruments. Past performance is not a reliable indicator of future results. The performance shown does not take account of any commissions and costs charged when subscribing to and redeeming units. Commissions and costs have a negative impact on performance. If the currency of a financial product or financial service is different from your reference currency, the return can increase or decrease as a result of currency fluctuations. This information pays no regard to the specific or future investment objectives, financial or tax situation or particular needs of

any specific recipient. The details and opinions contained in this document are provided by UBS without any guarantee or warranty and are for the recipient's personal use and information purposes only. This document may not be reproduced, redistributed or republished for any purpose without the written permission of UBS AG. This document contains statements that constitute "forward-looking statements", including, but not limited to, statements relating to our future business development. While these forward-looking statements represent our judgments and future expectations concerning the development of our business, a number of risks, uncertainties and other important factors could cause actual developments and results to differ materially from our expectations.

**UK:** Issued in the UK by UBS Asset Management (UK) Ltd. Authorised and regulated by the Financial Conduct Authority.

**APAC:** This document and its contents have not been reviewed by, delivered to or registered with any regulatory or other relevant authority in APAC. This document is for informational purposes and should not be construed as an offer or invitation to the public, direct or indirect, to buy or sell securities. This document is intended for limited distribution and only to the extent permitted under applicable laws in your jurisdiction. No representations are made with respect to the eligibility of any recipients of this document to acquire interests in securities under the laws of your jurisdiction. Using, copying, redistributing or republishing any part of this document without prior written permission from UBS Asset Management is prohibited. Any statements made regarding investment performance objectives, risk and/or return targets shall not constitute a representation or warranty that such objectives or expectations will be achieved or risks are fully disclosed. The information and opinions contained in this document is based upon information obtained from sources believed to be reliable and in good faith but no responsibility is accepted for any misrepresentation, errors or omissions. All such information and opinions are subject to change without notice. A number of comments in this document are based on current expectations and are considered "forward-looking statements". Actual future results may prove to be different from expectations and any unforeseen risk or event may arise in the future. The opinions expressed are a reflection of UBS Asset Management's judgment at the time this document is compiled and any obligation to update or alter forward-looking statements as a result of new information, future events, or otherwise is disclaimed. You are advised to exercise caution in relation to this document. The information in this document does not constitute advice and does not take into consideration your investment objectives, legal, financial or tax situation or particular needs in any other respect. Investors should be aware that past performance of investment is not necessarily indicative of future performance. Potential for profit is accompanied by possibility of loss. If you are in any doubt about any of the contents of this document, you should obtain independent professional advice.

**Australia:** This document is provided by UBS Asset Management (Australia) Ltd, ABN 31 003 146 290 and AFS License No. 222605.

**China:** The securities may not be offered or sold directly or indirectly in the People's Republic of China (the "PRC"). Neither this document or information

contained or incorporated by reference herein relating to the securities, which have not been and will not be submitted to or approved/verified by or registered with the China Securities Regulatory Commission ("CSRC") or other relevant governmental authorities in the PRC pursuant to relevant laws and regulations, may be supplied to the public in the PRC or used in connection with any offer for the subscription or sale of the Securities in the PRC. The securities may only be offered or sold to the PRC investors that are authorized to engage in the purchase of Securities of the type being offered or sold. PRC investors are responsible for obtaining all relevant government regulatory approvals/licenses, verification and/or registrations themselves, including, but not limited to, any which may be required from the CSRC, the State Administration of Foreign Exchange and/or the China Banking Regulatory Commission, and complying with all relevant PRC regulations, including, but not limited to, all relevant foreign exchange regulations and/or foreign investment regulations.

**Hong Kong:** This document and its contents have not been reviewed by any regulatory authority in Hong Kong. No person may issue any invitation, advertisement or other document relating to the Interests whether in Hong Kong or elsewhere, which is directed at, or the contents of which are likely to be accessed or read by, the public in Hong Kong (except if permitted to do so under the securities laws of Hong Kong) other than with respect to the Interests which are or are intended to be disposed of only to persons outside Hong Kong or only to "professional investors" within the meaning of the Securities and Futures Ordinance (Cap. 571) and the Securities and Futures (Professional Investor) Rules made thereunder.

**Japan:** This document is for informational purposes only and is not intended as an offer or a solicitation to buy or sell any specific financial products, or to provide any investment advisory/management services.

**Korea:** The securities may not be offered, sold and delivered directly or indirectly, or offered or sold to any person for re-offering or resale, directly or indirectly, in Korea or to any resident of Korea except pursuant to the applicable laws and regulations of Korea, including the Capital Market and Financial Investment Business Act and the Foreign Exchange Transaction Law of Korea, the presidential decrees and regulations thereunder and any other applicable laws, regulations or rules of Korea. UBS Asset Management has not been registered with the Financial Services Commission of Korea for a public offering in Korea nor has it been registered with the Financial Services Commission for distribution to non-qualified investors in Korea.

**Taiwan:** This document and its contents have not been reviewed by, delivered to or registered with any regulatory or other relevant authority in the Republic of China (R.O.C.). This document is for informational purposes and should not be construed as an offer or invitation to the public, direct or indirect, to buy or sell securities. This document is intended for limited distribution and only to the extent permitted under applicable laws in the Republic of China (R.O.C.). No representations are made with respect to the eligibility of any recipients of this document to acquire interests in securities under the laws of the Republic of China (R.O.C.).

Source for all data and charts (if not indicated otherwise): UBS Asset Management

© UBS 2018. The key symbol and UBS are among the registered and unregistered trademarks of UBS. 18-0371 05/18  
ubs.com/am

UBS Asset Management Inc. is a subsidiary of UBS Group AG.

