

# Investing at Crossroads

For marketing purposes  
For professional clients/  
qualified investors only  
2024

Climate Change impacting the U.S. stock market  
UBS ETFs **On Track Research**

**Authors:** Coco Kwok, Karsten Guettler, Christian Kunth



**UBS**

# UBS ETF – S&P 500 Climate Transition ESG UCITS ETF

## At a glance

- Net zero aligned strategy with EU SFDR Article 9(3) classification
- Tracks the S&P 500 Climate Transition Base ESG Index with a tilt towards best-in-class companies based on their carbon intensity, representing approximately over 70% of the entire S&P 500 universe
- The index has an easy-to-understand two-step construction process: (1) norms-based and product-based exclusions on parent index (i.e. S&P 500); (2) achieve sustainability objectives while minimizing weight deviations to parent through “Glass-box” optimization
- Aligned to EU Climate Transition Benchmark (“CTB”) requirements, the index methodology includes a 30% initial carbon reduction followed by 7% year-on-year carbon reduction trajectory, making it a viable net zero aligned investment opportunity
- Sustainability improvements achieved with ESG score and Green-to-Brown ratio better than parent index
- Back-tested results demonstrate highly similar risk-return profiles between the S&P 500 and S&P 500 Climate Transition Base ESG Index, while the latter also has the potential to offer a slightly better excess return with relatively modest tracking error
- An ETF solution that has clear climate and decarbonization roadmaps in place. A more market-based approach to achieve Paris-aligned goals, i.e. net zero
- It is the first UCITS ETF tracking Climate Transition index on S&P 500
- Available in unhedged and hedged share classes

Source: S&P Dow Jones, UBS Asset Management. Data as of 31 December 2023.

## Why one should consider climate risk in the investment decision?

Climate change is not just an environmental concern, but also an economic one. Today, environmental and in particular climate topics are already influencing how individuals consume, governments regulate, businesses operate, and – most importantly for investors – how companies are valued.

It's difficult to forecast climate change trends with high confidence levels, i.e. the climate change may worsen more than expected, or, looking at model predictions, market participants may react differently. These diverging outcomes are examples of climate risks and opportunities, climate factors will impact portfolios of companies based on the financial materiality.

Not considering climate risk in the investment decision might appear the cheaper option in the short term, but over a common longer term investment horizon, inaction is in fact the more expensive choice for investors.

Past performance of investments whether simulated or actual is not necessarily an indicator of future results.

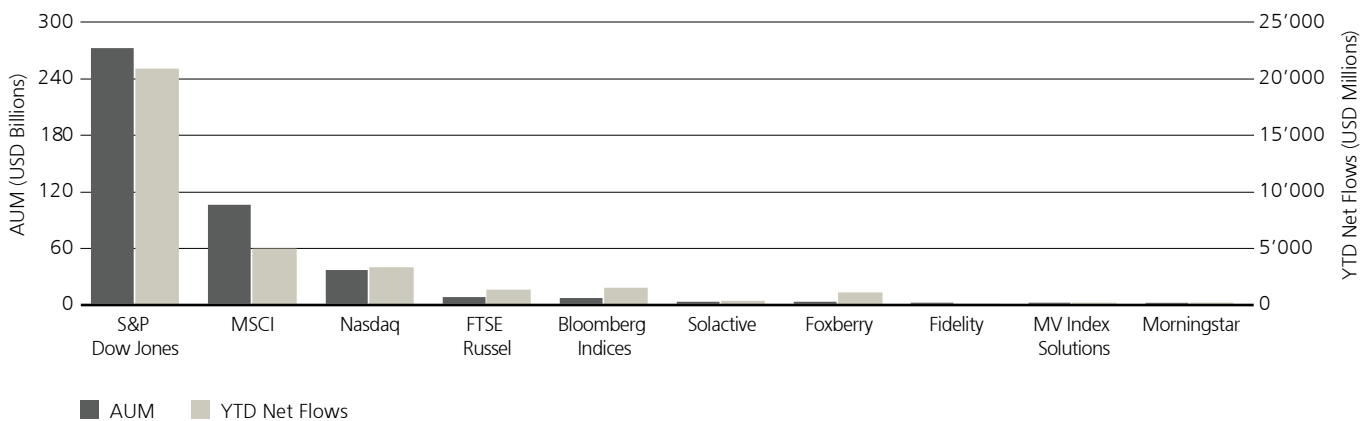
# US exposures is an important investment segment

There is no way to invest globally without exposing to US equity. For a long time, the S&P 500 Index has been one of the best-known proxies for the U.S. stock market (Figure 1). To invest in this flagship index, passively managed exchange-traded funds (ETFs) have become popular standard building blocks. Furthermore, flagship investment universes like the S&P 500 are very well

researched, making it difficult for active investors to systematically generate risk-adjusted “alpha”. Passively managed portfolios tend to be more efficient implementation methods for investors seeking exposure to those well-researched flagship universe.

**Figure 1:** Market share for core solutions

## US Equity ETF – AUM and Flows of Top 10 Benchmark Providers



Source: ETF Book, UBS Asset Management. Data as of 31 December 2023.

# Embed climate transition in a representative U.S. stock market index

The S&P 500 Climate Transition Base ESG Index combines a representative US stock market investment with an innovative Net Zero aligned solution that delivers a modest tracking error versus the S&P 500 index. It achieves substantial ESG improvement and implements an effective decarbonization roadmap.

The index excludes companies involved in thermal coal, tobacco, controversial weapons, small arms, military contracting, or oil sands and those that are UNGC non-compliant and is shaped by the best-in-class selection of the highest ESG-rated stocks.

According to back-tested results, in the recent years the S&P 500 Climate Transition Base ESG Index has shown solid returns. Also, during its live-track period, this performance pattern has not changed. The ETF portfolio is intended for investors seeking a best-in-class Climate Transition ESG alternative for US large-cap equities. This exposure can now be achieved through an easy-to-access and cost-efficient portfolio building block with the UBS ETF S&P 500 Climate Transition ESG UCITS ETF.

Past performance of investments whether simulated or actual is not necessarily an indicator of future results.

# Creating the Net Zero Climate Transition Index

The S&P 500 Climate Transition Base ESG Index construction starts with the parent index, S&P 500. The index construction employs a comprehensive two stage process for screening companies that are compatible with the transition to a low-carbon and climate resilient economy:

## First step: Define eligible ESG universe through exclusions

Exclusionary criteria are applied to the underlying 500 index constituents based on norms-based exclusions and their involvement in specific business activities. Concretely, for norms-based screens, companies are assessed for compliance with the UNGC principles' four pillars: human rights, labor, environment and anti-corruption. Companies that fail to comply with these standards are excluded from the index. The assessment is conducted based on data from Sustainalytics. The other part of norms-based exclusions pertains to companies subject to controversial activities, which include issues related to corruption, fraud and environmental disasters. The data used for the assessment is sourced from RepRisk, as specialized ESG analytics firm.

For business activity-based screens (sometimes also referred to as product-based exclusions), companies' involvements in specific business activities are assessed. The index provider defined a set of undesirable business activities namely controversial weapons, military contracting, small arms, tobacco, coal, thermal coal, and oil sands or tar sands.

From the above exclusion criteria, the essential ESG eligible universe is defined. In order to help investors manage transition risk and capture climate change opportunities, climate related factors are incorporated in the second step of the construction.

## Second step: Optimization with climate-related and broader ESG constraints

The ultimate goal for the S&P 500 Climate Transition portfolio is to achieve decarbonization targets alongside with minimized active weights to the parent index through the use of optimization.

### Defining constraints

There are two types of constraints for the optimization – hard constraints and relaxable constraints. (Figure 2). Hard constraints include the conditions that must be satisfied at all times in order to meet the minimum standards or objectives defined for EU Climate Transition Benchmark regulation. To highlight the key ones: at least a 30% reduction in Scope 1, 2, and 3-based carbon emission intensities versus the parent index is required, followed by a 7% year-on-year decarbonization trajectory. Relaxable constraints are soft constraints to allow the optimization process to find a solution. Each of these soft constraints are relaxed based on a defined hierarchical order.

**Figure 2:** Constraints for "Glass Box" Optimization

### Hard Constraints

#### Weighted Average Carbon Intensity (WACI) Target:

30% reduction to parent on anchor date 21 February 2020

#### Decarbonization Trajectory WACI Target:

7% year-on-year decarbonization

#### Weight of Eligible Science Based Target Companies

≥ 120% of parent

#### High Climate Impact Sectors Revenue Proportion

≥ parent

### Relaxable Constraints

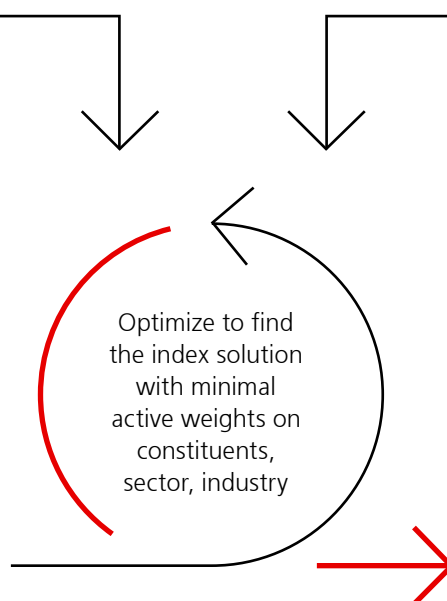
#### Weighted-Average S&P DJI ESG Score

equivalent to removing 20% lowest ESG scoring stocks from the parent

#### Diversification

#### Green-to-Brown Revenue Share

≥ parent



Source: S&P Dow Jones, UBS Asset Management. As of 31 December 2023

### “Glass Box” optimizer

S&P employs “Glass Box” optimization to find the index solutions that not only meets the intended climate- and ESG-related objectives, but at the same time also minimizes weight deviations from the parent index in respect of constituents, sector and industry. Glass Box optimization can bring different benefits to portfolio construction:

**Transparent relationship between sustainability data and index weights.** When looking to minimize the tracking error, Glass Box optimization focuses on integrating sustainability factors rather than evaluating the exposure to different sources of systematic risk, which is the approach of traditional risk model-based optimization. This approach increases transparency because exposure shifts towards companies that could better satisfy the

defined sustainability factors, i.e. Low carbon intensity companies and high ESG scoring. In other words, it ensures that sustainability characteristics are the key drivers for the resulting active weights.

### Provides naturally high liquidity and low turnover.

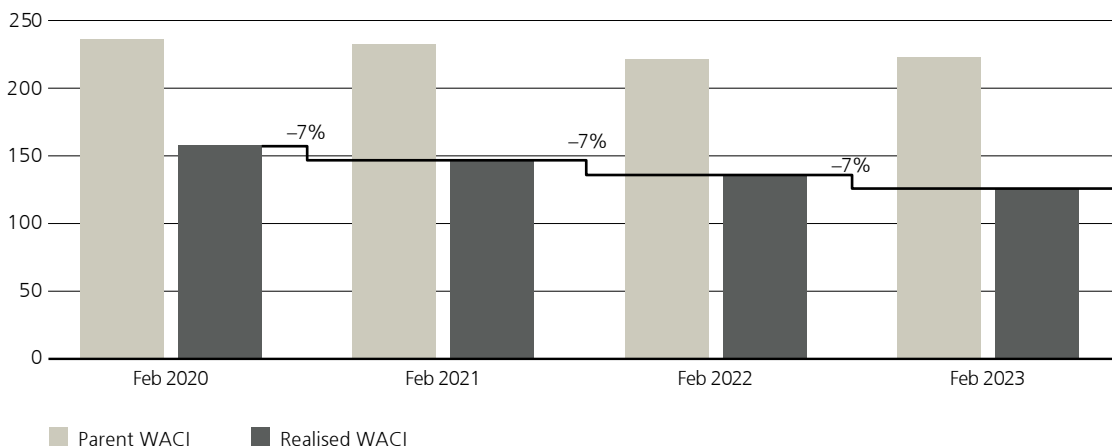
Since the active weights are minimized and most closely correspond to a float-adjusted market capitalization weighted index, it naturally benefits from the high liquidity, capacity and low turnover.

**Minimized tracking error.** Through minimizing and balancing the active stock and sector deviations, the tracking error could be controlled and minimized effectively.

## A closer look at the benefits of this climate transition solution

The S&P 500 Climate Transition Base ESG Index delivers a Net Zero aligned solution compatible with a 1.5°C global warming climate scenario. The index methodology includes a 30% initial carbon reduction at anchor date 21 February 2020 reduction followed by 7% year by year carbon reduction trajectory, all based on carbon emissions scope 1, 2 and 3 (Figure 3).

**Figure 3:** Net zero aligned carbon reduction pathway



Source: S&P Dow Jones, UBS Asset Management. Data as of 31 December 2023.

**Low active share delivers the foundation for a low tracking error**

The below (Figure 4) summarizes the top 10 constituent weights of the S&P 500 Climate Transition Base ESG Index compared to the S&P 500. We can observe the active constituent weights are fairly limited, most of them are way below 1%, except for overweight of Nvidia Corp. Similar pattern can be seen across the sectors, where the weights

of the S&P 500 Climate Transition Base ESG Index are closely aligned with that of S&P 500 for all eligible sectors (Figure 5).

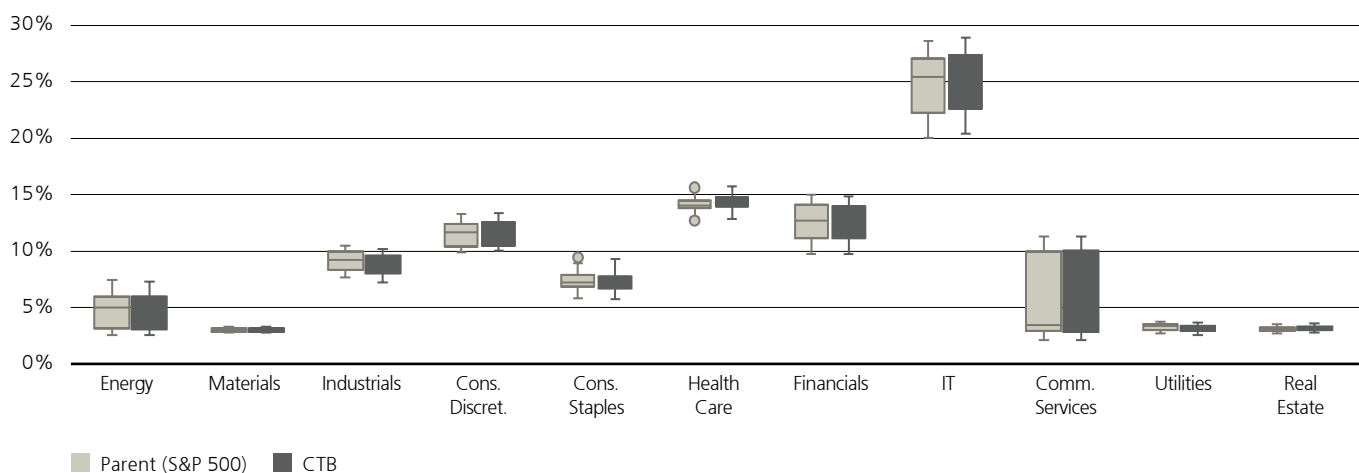
The minimized deviations have paved the way for effectively controlled tracking errors. As shown in the results (Figure 7), the tracking error is 1.14 bps since inception, which is fairly low.

**Figure 4:** Top ten holdings

#	Company	Sector	S&P 500 CTB ESG Index weight	S&P 500 weight	Active weight
1	Microsoft Corp	Information Technology	7.08%	6.98%	0.10%
2	Apple Inc.	Information Technology	7.06%	7.03%	0.03%
3	Nvidia Corp	Information Technology	5.21%	3.06%	2.15%
4	Amazon.com Inc	Consumer Discretionary	3.66%	3.45%	0.21%
5	Alphabet Inc A	Communication Services	2.76%	2.06%	0.70%
6	Alphabet Inc C	Communication Services	2.37%	1.75%	0.62%
7	Tesla, Inc	Consumer Discretionary	1.94%	1.72%	0.22%
8	Visa Inc A	Financials	1.80%	1.04%	0.76%
9	United Health Group	Health Care	1.64%	1.22%	0.59%
10	Eli Lilly & Co	Health Care	1.61%	1.16%	-0.07%

Source: S&P Dow Jones, UBS Asset Management. Data as of 31 December 2023.

**Figure 5:** Sector weights Parent vs S&P 500 Net Zero CTB



Source: S&P Dow Jones, UBS Asset Management. Data as of 31 December 2023.

Any decision to invest should take into account all the characteristics or objectives of the promoted fund as described in its prospectus, or similar legal documentation.

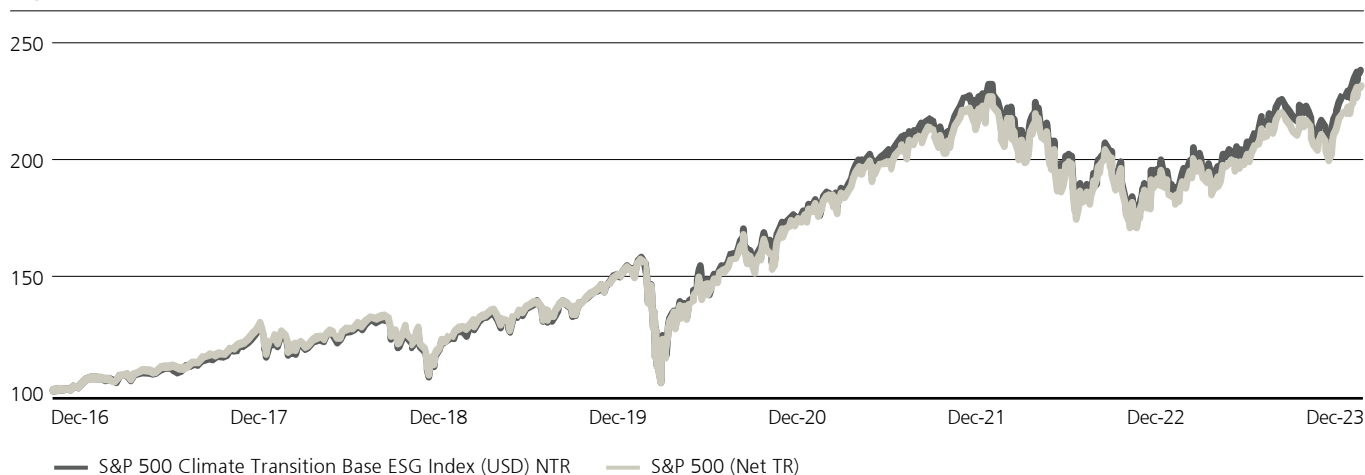
### Potential to beat broad-based S&P 500

From a performance perspective we can see that S&P 500 Climate Transition Base ESG index had a slightly better performance compared to the parent S&P 500 over the past 8 years (Figure 6). It is interesting to note that those excess return have been achieved with a very similar volatility to that of S&P 500 (Figure 7), implying a decent overall improvement in the risk-return profile S&P 500 Climate Transition Base ESG index.

This finding is further confirmed when looking at metrics such as the information ratios, with an average level at 0.5 (Figure 7).

Overall, the resulting S&P 500 Climate Transition Base ESG index shows a very high correlation to its parent, the S&P 500. There is a potential to generate excess returns alongside fairly low tracking errors.

**Figure 6:** Index Levels – Net Total Return (USD)



Source: S&P Dow Jones, UBS Asset Management. Data as of 31 December 2023.

**Figure 7:** Performance metrics of Parent vs S&P 500 Climate Transition Base ESG Index

Horizon	S&P 500	S&P 500 Net Zero CTB ESG	S&P 500 Net Zero CTB ESG vs S&P 500
	Annualized Return		Excess Return
1y	2.89%	3.68%	0.79%
3y	13.14%	13.72%	0.58%
5y	11.00%	11.75%	0.75%
Inception	12.11%	12.54%	0.43%
Annualized Volatility		Tracking Error	
1y	20.93%	21.26%	1.02%
3y	18.84%	19.09%	1.13%
5y	21.80%	22.23%	1.24%
Inception	19.90%	20.27%	1.14%
Risk Adjusted Return		Information Ratio	
1y	0.14	0.17	0.78
3y	0.7	0.72	0.51
5y	0.5	0.53	0.61
Inception	0.61	0.62	0.37

Source: S&P Dow Jones, UBS Asset Management. Data as of 31 December 2023.

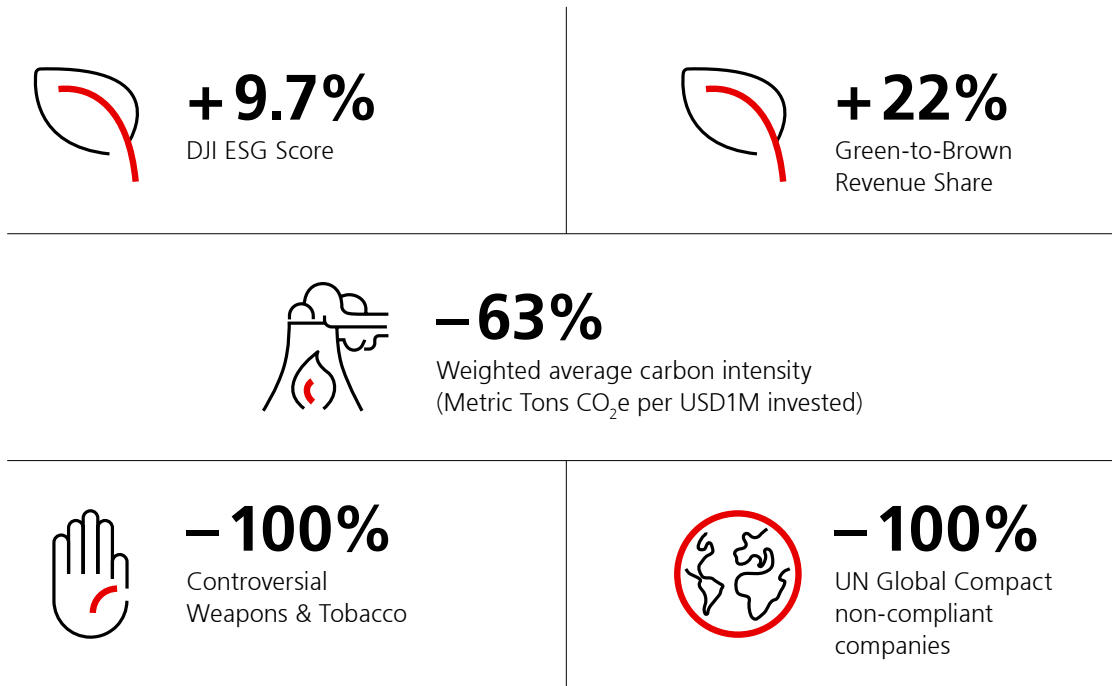
To the extent that these materials contain statements about the future, such statements are forward looking and are subject to a number of risks and uncertainties and are not a guarantee of future results.

Past performance of investments is not necessarily an indicator of future results.

### Sustainability improvement: ESG factors

The S&P 500 Climate Transition Base ESG Index fulfilled the decarbonization targets. It also demonstrated sustainability improvements versus parent S&P 500 index as reflected by various ESG metrics (Figure 8). Overall, the ESG score and Green-to-brown revenue share are better than S&P 500.

Figure 8: Sustainability improvements



Source: S&P Dow Jones, UBS Asset Management. Improvements against S&P 500. Data as of December 2023.

## In a Nutshell: S&P 500 Climate Transition ESG UCITS ETF

In summary, the S&P 500 Climate Transition ESG UCITS ETF allows investors to access a portfolio of US exposures with a climate overlay. They can enjoy risk-return characteristics analogous to the broad-based S&P 500, fairly low tracking errors with potential gains compared to S&P 500.



## For marketing and information purposes by UBS.

For professional clients / qualified investors only.

UBS funds under Irish law.

Arrangements for marketing fund units mentioned in this document may be terminated at the initiative of the management company of the fund(s).

The product described herein aligns to Article 9 Regulation (EU) 2019/2088 on sustainability-related disclosures in the financial services sector. Information on sustainability-related aspects pursuant to that regulation can be found on [ubs.com/funds](https://ubs.com/funds).

Before investing in a product please read the latest prospectus and key information document carefully and thoroughly.

Any decision to invest should take into account all the characteristics or objectives of the fund as described in its prospectus, or similar legal documentation. Investors are acquiring units or shares in a fund, and not in a given underlying asset such as building or shares of a company. The information and opinions contained in this document have been compiled or arrived at based upon information obtained from sources believed to be reliable and in good faith, but is not guaranteed as being accurate, nor is it a complete statement or summary of the securities, markets or developments referred to in the document. Members of the UBS Group may have a position in and may make a purchase and / or sale of any of the securities or other financial instruments mentioned in this document. Units of UBS funds mentioned herein may not be eligible for sale in all jurisdictions or to certain categories of investors and may not be offered, sold or delivered in the United States. The information mentioned herein is not intended to be construed as a solicitation or an offer to buy or sell any securities or related financial instruments. Past performance is not a reliable indicator of future results. The calculated performance takes all costs on the fund level into consideration (ongoing costs). The entry and exit costs, which would have a negative impact on the performance, are not taken into consideration. If whole or part of the total costs to be paid is different from your reference currency, the costs may increase or decrease as a result of currency and exchange rate fluctuations.

Commissions and costs have a negative impact on the investment and on the expected returns. If the currency of a financial product or financial service is different from your reference currency, the return can increase or decrease as a result of currency and exchange rate fluctuations. This information pays no regard to the specific or future investment objectives, financial or tax situation or particular needs of any specific recipient. Future performance is subject to taxation which depends on the personal situation of each investor and which may change in the future. The details and opinions contained in this document are provided by UBS without any guarantee or warranty and are for the recipient's personal use and information purposes only. This document may not be reproduced, redistributed or republished for any purpose without the written permission of UBS Asset Management Switzerland AG or a local affiliated company. Source for all data and charts (if not indicated otherwise): UBS Asset Management

This document contains statements that constitute "forward-looking statements", including, but not limited to, statements relating to our future business development. While these forward-looking statements represent our judgments and future expectations concerning the development of our business, a number of risks, uncertainties and other important factors could cause actual developments and results to differ materially from our expectations.

**AT:** The representative in Austria for UBS Funds under foreign law is UBS Fund Management (Luxembourg) S.A. 33A Avenue J.F. Kennedy, L-1855 Luxembourg (B.P. 91, L-2010 Luxembourg). Prospectuses, key information documents (KID), the articles of association or the management regulations as well as annual and semi-annual reports of UBS funds are available in a language required by the local applicable law free of charge UBS Fund Management (Luxembourg) S.A. and online at [ubs.com/etf](https://ubs.com/etf).

**CH:** Representative in Switzerland for UBS funds established under foreign law: UBS Fund Management (Switzerland) AG, P.O. Box, CH-4002 Basel. Paying agent: UBS Switzerland AG, Bahnhofstrasse 45, CH-8001 Zurich. Prospectuses, key information document, the articles of association or the management regulations as well as annual and semi-annual reports of UBS funds are available in a language required by the local applicable law free of charge from UBS Asset Management Switzerland AG, c/o UBS AG, Bahnhofstrasse 45, 8001 Zürich, Switzerland or from UBS Fund Management (Switzerland) AG, P.O. Box, CH-4002 Basel.

**DE:** The representative in Germany for UBS Funds under foreign law is UBS Fund Management (Luxembourg) S.A. 33A Avenue J.F. Kennedy, L-1855 Luxembourg. Prospectuses, key information documents (KID), the articles of association or the management regulations as well as annual and semi-annual reports of UBS funds are available in a language required by the local applicable law free of charge from UBS Fund Management (Luxembourg) S.A. and online at [www.ubs.com/deutschlandfonds](https://www.ubs.com/deutschlandfonds).

**DK:** Prospectuses, key information documents (KID), the articles of association or the management regulations as well as annual and semi-annual reports of UBS funds are available in a language required by the local applicable law free of charge from UBS Asset Management, Regeringsgatan 38, 11153 Stockholm or from UBS Europe SE, Denmark Branch, filial af UBS Europe SE, Sankt Annae Plads 13, 1 TH, 1250 Copenhagen, Denmark and online at [ubs.com/funds](https://ubs.com/funds).

**ES:** CNMV registration number [please delete products not shown in the document: UBS (IRL) ALTERNATIVE SOLUTIONS PLC: 1320; UBS (IRL) ETF PLC: 1507; UBS (IRL) FUND PLC: 1381; UBS (IRL) INVESTOR SELECTION PLC: 964; UBS (LUX) BOND FUND: 144; UBS (LUX) EMERGING ECONOMIES FUND: 477; UBS (LUX) EQUITY FUND: 148; UBS (LUX) EQUITY SICAV: 344; UBS (LUX) KEY SELECTION SICAV: 336; UBS (LUX) KEY SELECTION SICAV2: 591; UBS (LUX) MEDIUM TERM BOND FUND: 188; UBS (Lux) Bond SICAV: 332; UBS (LUX) MONEY MARKET FUND: 653; UBS (LUX) MONEY MARKET INVEST: 189; UBS (LUX) MONEY MARKET SICAV: 865; UBS (LUX) SICAV1: 807; UBS (LUX) SICAV2: 1817; UBS (LUX) STRATEGY FUND: 146; UBS (LUX) STRATEGY SICAV: 864; UBS ETF: 1501; UBS ETFS PLC: 1624; UBS GLOBAL SOLUTIONS: 1448]. Representative in Spain for UBS funds established under foreign law: UBS Europe SE, sucursal en España, MARÍA DE MOLINA, 4, E-28006 MADRID. Prospectuses, key information documents (KID), the articles of association or the management regulations as well as annual and semi-annual reports of UBS funds are available in a language required by the local applicable law free of charge from UBS Europe SE, sucursal en España,

MARÍA DE MOLINA N° 4, E-28006 MADRID / AVENIDA DIAGONAL N° 640, 2° A, E-08017 BARCELONA / FERNÁNDEZ Y GONZÁLEZ N° 2, PLANTA PRINCIPAL, E-41001 SEVILLA / C/ROGER DE LAURIA N° 7, 1ª PLANTA, E-46002 VALENCIA / COSO N° 33, 5° A, E-50003 ZARAGOZA, CANTÓN PEQUEÑO 15, 4°, E-15003 A CORUÑA and online at [ubs.com/funds](https://ubs.com/funds).

**FI:** Prospectuses, key information documents (KID), the articles of association or the management regulations as well as annual and semi-annual reports of UBS funds are available in a language required by the local applicable law free of charge from UBS Asset Management, Regeringsgatan 38, S-11153 Stockholm and online at [ubs.com/funds](https://ubs.com/funds).

**FR:** Information document published by UBS (France) S.A., approved by the AMF under number GP92016. In the event of a complaint, please contact your client advisor. This fund has received authorisation to be marketed in France. Representative in France for UBS funds under foreign law: Société Générale, 29, boulevard Haussmann, 75009 Paris. Copies of the prospectus, key information documents (KID), articles of association, management regulations and the annual and semi-annual reports of UBS funds are available in a language required by the local applicable law free of charge from UBS (France) S.A., 69, boulevard Haussmann, 75008 Paris ( 388 368 110 RCS Paris) and online at [ubs.com/etf](https://ubs.com/etf).

**GR:** Prospectuses, key information documents (KID), the articles of association or the management regulations as well as annual and semi-annual reports of UBS funds are available in a language required by the local applicable law free of charge from [UBS Fund Management (Luxembourg) S.A. 33A Avenue J.F. Kennedy, L-1855 Luxembourg / UBS Fund Management (Ireland) Limited, 1st Floor, College Park House, South Frederick Street, Dublin 2, Ireland] and online at [ubs.com/funds](https://ubs.com/funds).

**IT:** Representative in Italy for UBS funds, UBS Asset Management (Italia) – SGR S.p.A., Via del Vecchio Politecnico, n. 3, 20121 Milano (MI), Italy. Prospectuses, key information documents (KID), the articles of association or the management regulations as well as annual and semi-annual reports may be obtained in a language required by the local applicable law free of charge from UBS Asset Management (Italia) – SGR S.p.A., Via del Vecchio Politecnico, n. 3, 20121 Milano (MI), Italy and online at [ubs.com/funds](https://ubs.com/funds).

**IE:** The prospectuses, supplements, key information documents (KID), the memorandum and articles of association as well as annual and semi-annual reports of UBS ETF may be obtained in a language required by the local applicable law free of charge for UBS ETFs plc and UBS (Irl) ETF plc from State Street Fund Services (Ireland) Limited, 78 Sir John Rogerson's Quay, Dublin 2, Ireland and online at [ubs.com/etf](https://ubs.com/etf).

**LI:** The representative in Liechtenstein for UBS Funds under foreign law is UBS Fund Management (Luxembourg) S.A. 33A Avenue J.F. Kennedy, L-1855 Luxembourg. Prospectuses, key information documents (KID), the articles of association or the management regulations as well as annual and semi-annual reports of UBS funds are available in a language required by the local applicable law free of charge from UBS Fund Management (Luxembourg) S.A. and online at [ubs.com/funds](https://ubs.com/funds).

**LU:** Prospectuses, key information documents (KID), the articles of association or the management regulations as well as annual and semi-annual reports of UBS funds are available in a language required by the local applicable law free of charge from UBS Fund Management (Luxembourg) S.A. 33A Avenue J.F. Kennedy, L-1855 Luxembourg and online at [ubs.com/etf](https://ubs.com/etf).

**NL:** UBS (Irl) ETF plc – S&P 500 Climate Transition ESG UCITS ETF is an investment institution (beleggingsinstelling) within the meaning of the AFM and registered in the Dutch register held with the Dutch Authority for the Financial Markets (Stichting Autoriteit Financiële Markten). Representative in the Netherlands for UBS funds established under foreign law: UBS Asset Management, UBS Fund Management (Luxembourg) SA, Nederlandse Vestiging Rembrandt Tower – 18e verdieping, Amstelplein 1, 1096 HA AMSTERDAM, The Netherlands. Prospectuses, key information documents (KID), the articles of association or the management regulations as well as annual and semi-annual reports of UBS funds are available in a language required by the local applicable law free of charge from UBS Fund Management (Luxembourg) SA or on the internet at [ubs.com/funds](https://ubs.com/funds).

**NO:** Prospectuses, key information documents (KID), the articles of association or the management regulations as well as annual and semi-annual reports of UBS funds are available in a language required by the local applicable law free of charge from UBS Asset Management, Regeringsgatan 38, S-11153 Stockholm and online at [ubs.com/funds](https://ubs.com/funds).

**PT:** Prospectuses, key information documents (KID), the articles of association or the management regulations as well as annual and semi-annual reports of UBS funds are available in a language required by the local applicable law free of charge from Best – Banco Electrónico de Serviço Total, S.A. Praça Marquês de Pombal, 3A - 3º 1250-161 Lisboa, Portugal or from UBS Europe SE, Luxembourg Branch, P.O. Box 2, L-2010 Luxembourg and online at [ubs.com/etf](https://ubs.com/etf). For more information on the distribution of UBS funds, in particular the applicable tax regime, please consult the Supplementary Information Memorandum for Portugal, available free of charge from the placing agent.

**SE:** The representative in Sweden for UBS Funds under foreign law is UBS Fund Management (Luxembourg) S.A. 33A Avenue J.F. Kennedy, L-1855 Luxembourg. Prospectuses, key information documents (KID), the articles of association or the management regulations as well as annual and semi-annual reports of UBS funds are available in a language required by the local applicable law free of charge from UBS Fund Management (Luxembourg) S.A. and online at [ubs.com/funds](https://ubs.com/funds).

**UK:** UBS Asset Management (UK) Ltd is authorized & regulated by the Financial Conduct Authority. Prospectuses, key investor information documents (KIID), the articles of association or the management regulations as well as annual and semi-annual reports of UBS funds are available free of charge from UBS Asset Management (UK) Ltd, 5 Broadgate, London, EC2M 2QS. The fund documentation is available free of charge in English and, where relevant, in one of the local language(s) where the fund is registered and online at [ubs.com/funds](https://ubs.com/funds).

A summary of investor rights in English can be found online at: [ubs.com/funds](https://ubs.com/funds).

More explanations of financial terms can be found at [ubs.com/glossary](https://ubs.com/glossary)

© UBS 2024. The key symbol and UBS are among the registered and unregistered trademarks of UBS. All rights reserved.