

# Macro Quarterly

For global professional / qualified / institutional clients and investors and US individual investors. For marketing purposes.

Macroeconomic themes and **tactical asset allocation opportunities**  
2Q2022 | UBS Asset Management



**Evan Brown**  
Head of Multi-Asset Strategy  
Investment Solutions



**Ryan Primmer**  
Head of Investment Solutions



**Luke Kawa**  
Director  
Investment Solutions

## The yield curve: more noise than signal

### Highlights

- We believe that the spread between two- and 10-year Treasury bond yields is not a very effective tool for near-term economic forecasting or tactical asset allocation decisions.
- Though growth is decelerating, economic fundamentals remain robust, and recession risk is low, in our view.
- We have closed our short position on government bonds following the sharp rise in yields linked to aggressive tightening from the Federal Reserve.
- On global equities, we are neutral at the index level and favor cyclicals that are overly discounting recession risk or have structural upside, as well as higher-quality and defensive pockets of the market where profit growth should remain resilient.

We believe the inversion of short- and long-term Treasury yields tells us nothing new about the economic outlook and is only of modest utility for tactical investment decisions.

Should the two-year Treasury yield stay above its 10-year counterpart in the coming weeks, as forward rates imply, this does not indicate anything to us beyond what the Federal Reserve has already communicated to markets: The policy rate is poised to be taken swiftly to a neutral setting, and a bit beyond that, over the coming two years. If the policy rate is in restrictive territory, it's very reasonable to expect interest rates to come down over the medium term. But that medium term can be far longer than the 3 to 12 month time horizon for more tactical asset allocation opportunities.

And while rate cuts are often associated with an economic downturn, this is not always the case. As recently as 2019 – and before in 1995, 1984, as well as in the 1960s – a Federal Reserve pivot from increasing to lowering rates helped prevent an economic deceleration from becoming an outright downturn. Furthermore, yield curve inversions have not served as good “sell signals” for stocks and credit in the past. The previous expansion ended due to the exogenous COVID-19 shock – not any economic malaise foretold by the yield curve. Historically, the better time to reduce risk has been when the Federal Reserve is poised to reduce interest rates but, unlike the 2019 episode, is unable to pull off a soft landing.

We often remark that investors must be forward-looking. But when it comes to divining any signals sent by the yield curve, we must also be careful not to be too forward-looking. One day, the US expansion will end. But right now, economic fundamentals – chiefly the labor market, new orders received by manufacturers, and earnings growth – remain robust. This resilience even in the face of headwinds like energy market turbulence in the wake of war and China's COVID-19 flare-up suggest the inflationary boom in the US is not ending any time soon.

**Exhibit 1: Forward returns for global equities after five most recent Treasury 2s/10s inversions** (Dates indicate first inversion during a Fed tightening cycle.)

Date	Three-month forward returns	12-month forward returns
8/22/2019	7.3%	10.8%
12/27/2005	5.9%	18%
2/3/2000	-0.7%	-11.7%
3/24/1998	-1.8%	8.7%
12/14/1988	2.4%	13.2%
<b>Median</b>	2.4%	10.8%
<b>Average</b>	2.6%	7.8%

Source: UBS-AM, Bloomberg. Data as of 29 March 2022.

In our view, the current backdrop warrants a more balanced approach to asset allocation and a focus on relative value within asset classes rather than large tilts on bonds vs. stocks. The surge in long-term global bond yields, driven by changing expectations around US monetary policy, has provided an attractive tactical window to close our short bet against government bonds and neutralize our positioning in duration relative to equities. In risk assets, we are focused on diversifying exposures between what we see as inexpensive pockets of the market with structural upside, cyclicals which embed too much pessimism on the growth outlook, and higher-quality as well as defensive sectors that should benefit if perceived recession risk rises.

**Long end, low signal**

There are many reasons to believe that longer-term bonds, on a standalone basis, don't provide much information about the short-term environment. Liability-driven, price-insensitive buyers can dilute any economic signal coming from this part of the bond market. Even if inflation continues to surprise to the upside, which is not our base case, we do not anticipate that market participants will price in a sustained stagflationary environment that includes much higher longer-term yields. It is more likely that traders instead price in even more front-loaded monetary tightening that would weigh on price pressures and economic activity, effectively capping the downside in long-term debt.

In our view, after the year-to-date sell-off, government bonds are now in a position to benefit if the market's assessment of near-term Federal Reserve tightening goes up or down. If fewer hikes are priced should inflation begin to decelerate, there is scope for lower yields across the curve. But if traders expect even more front-loaded Fed action to bring the policy rate above neutral, they will also likely ascribe higher odds to an easing of monetary policy and a potential economic downturn thereafter. This is because such a large magnitude of tightening in a short period of time would be expected to weigh on inflation and activity, with a lag.

It is possible for neutral rate expectations and long-term yields to durably rise from here. But for that, investors will likely need

to see evidence that activity is holding up well following aggressive Fed tightening and also, perhaps, that the European Central Bank is able to exit negative interest rates even in the face of material risks to growth linked to Russia's invasion of Ukraine.

We do not anticipate that the Federal Reserve's quantitative tightening campaign will be a meaningful catalyst for fixed income. The net impact on duration in the market is likely to be limited as the Treasury is poised to issue bills, rather than longer-term debt, to replace maturing securities owned by the central bank. Asset sales from the Federal Reserve could cause more market turbulence, but this is not our base case.

**Thinking short term**

There are three different scenarios that follow from an inverted yield curve:

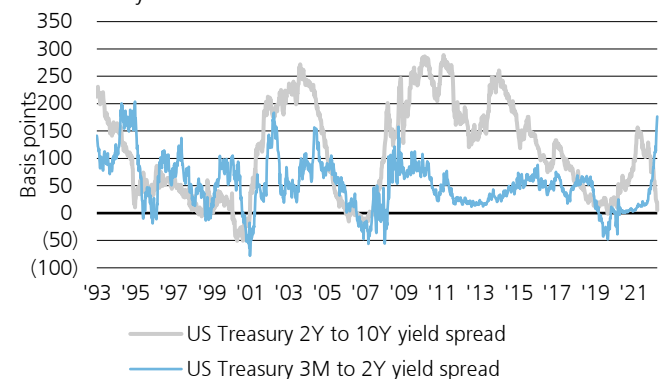
- The central bank overtightens and is slow to pivot; recession ensues (positive for government bonds, negative for equities/credit).
- Monetary policymakers remove stimulus before reversing course in order to avoid an economic downturn (positive for equities and duration).
- The economy proves it can handle meaningfully higher interest rates without much deterioration in activity; neutral rates are higher (positive for equities, negative for duration).

Rather than the 2s/10s curve, we believe that looking at short-term yield spreads (such as the three-month Treasury bill vs. the two-year note) is the most appropriate way to determine whether or not the US economy is in imminent need of monetary support. If this is inverted, investors can make a judgement as to whether central banks will successfully adjust course and keep the expansion on track or not, and position accordingly.

The three-month, two-year Treasury spread is historically elevated at present, implying the US central bank will be able to carry out many rate increases. And yet, this hiking cycle is

**Exhibit 2: A tale of two curves**

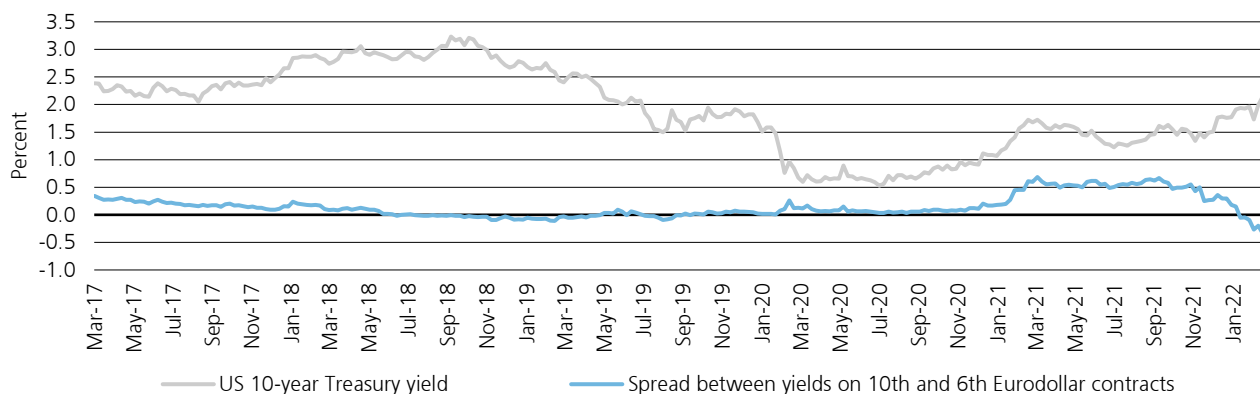
Three-month vs. two-year curve is a more reliable signal for the economy than 2s/10s



Source: UBS-AM, Bloomberg. Data as of 30 March 2022.

### Exhibit 3: Outlook for long-term yields more balanced

Fed rate cuts also priced in after mid-2023 based on Eurodollars, a proxy for US policy rate expectations



Source: UBS-AM, Bloomberg. Data as of 30 March 2022.

also expected to be short-lived: the two-year portion of the curve also includes a period in which market participants expect the Fed to be reversing some of this tightening.

Beyond tactically adding back some duration, we believe that it is not prudent to adjust positioning too much today based on the potential for interest rate cuts starting in mid-2023. Those cuts might be sufficient to stabilize economic activity – or they may not even be needed if growth remains near-trend despite the monetary tightening delivered by that time.

#### Asset allocation

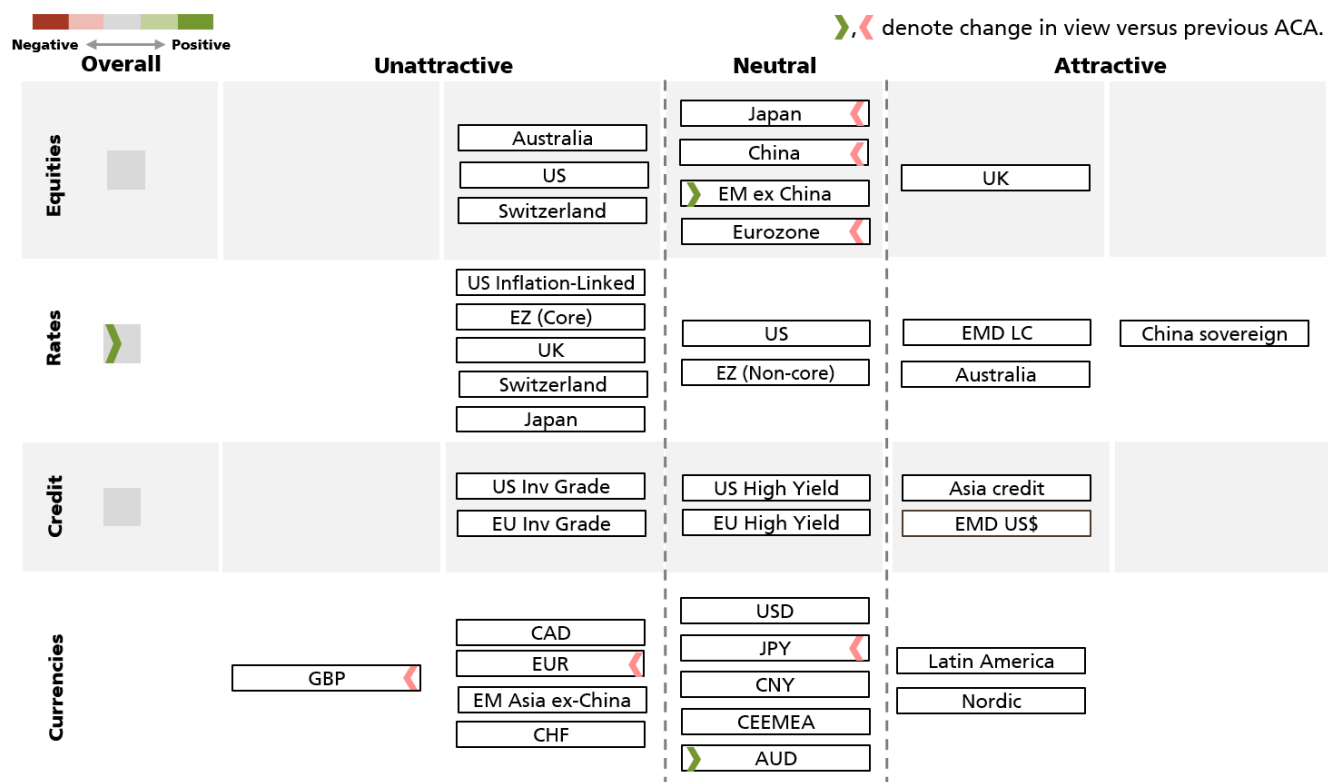
The expansion remains intact, but growth is slowing, while inflation remains uncomfortably high – and not slowing as fast as central bankers anticipated. As investors balance the prospect of increased Fed tightening now to bring price pressures down with a higher probability of easing later as risks to activity rise, this creates a more symmetric risk-reward profile for government bonds in our view.

We have a neutral stance on global equities at the index level, and view stocks as closer to the upper end of their range based on expected earnings and bond yields. The equity risk premium is near the floor of this cycle. So long as the repercussions of Russia’s invasion could imperil the European expansion and inflation is a threat to the US expansion, it would be imprudent to expect higher valuations to drive equity appreciation.

The economic and market backdrop is far too complex to rely on a one-size-fits-all indicator like the spread between two- and 10-year yields as a guide to investment decisions. But an environment in which perceived recession risks are no longer trivial does prompt us to keep our risk exposures well-diversified and better focus on our procyclical positions. Energy and commodities remain an attractively valued segment of the market buoyed by themes, like changing supply discipline from oil producers and the green transition, that will have staying power, in our view. We believe European banks are overly discounting the extent to which activity will slow. And companies with a high loading to the quality factor or more defensive characteristics should continue to post strong operating results relative to the broader market if the deceleration in economic activity is more abrupt than we anticipate.

### Asset class attractiveness (ACA)

The chart below shows the views of our Asset Allocation team on overall asset class attractiveness, as well as the relative attractiveness within equities, fixed income and currencies, as of March 30, 2022.



Source: UBS Asset Management Investment Solutions Macro Asset Allocation Strategy team as of March 30, 2022. Views, provided on the basis of a 3-12 month investment horizon, are not necessarily reflective of actual portfolio positioning and are subject to change.



Asset Class	Overall signal	UBS Asset Management's viewpoint
<b>Global Equities</b>	■	<ul style="list-style-type: none"> <li>– Our outlook for stocks over the next 12 months is neutral. We prefer relative value opportunities that have strong structural upside, undervalued cyclicals that have priced in too much of a growth deceleration, and higher-quality and defensive segments that we expect to continue to post robust profit growth if activity moderates but remains above-trend.</li> <li>– At the index level, beta exposures may face persistent valuation pressures from the combination of central bank tightening and geopolitical risks. We believe global stocks are closer to the top than the bottom of their near-term range.</li> <li>– The economic recovery is likely to continue in 2022 on the back of strong starting points for consumer and business balance sheets, still accommodative financial conditions, and improving public health outcomes. These should underpin strong earnings growth.</li> </ul>
<b>US Equities</b>	■	<ul style="list-style-type: none"> <li>– US equities continue to command premium valuations. The sectoral composition drives this dynamic, with a higher weighting towards acyclical defensive technology than other markets. This characteristic may drag on relative performance in the event that expectations for the Federal Reserve's terminal policy rate this cycle increase further or geopolitical risks recede. Accordingly, we prefer US equal weight to market cap indexes.</li> <li>– The skew of fiscal and monetary policy risks has turned more negative for US equities, though we expect earnings growth to still hold up well and balance sheets to remain strong.</li> </ul>
<b>Ex-US Developed Market Equities</b>	■	<ul style="list-style-type: none"> <li>– Non-US developed market equities are attractively valued. Earnings revisions in Europe continue to be stronger than the US, while the pace of Japanese earnings revisions has converged with that of the S&amp;P 500.</li> <li>– However, Japanese stocks lack catalysts that would help shrink this valuation gap, and European equities may be particularly vulnerable as Russia continues to wage war against Ukraine. Some downside risks are already partially priced in.</li> <li>– Ex-US developed market equities are highly cyclical, and tend to underperform in an environment in which manufacturing purchasing managers' indexes are decelerating.</li> </ul>
<b>Emerging Markets (EM) Equities (ex-China)</b>	■	<ul style="list-style-type: none"> <li>– A stabilization of growth in China amid measured policy support is a tailwind, particularly for countries with the tightest economic and financial linkages. Resilience in industrial metals continues to point to a strong foundation for real activity.</li> <li>– EM equities have held up impressively well in the face of challenges early in 2022 that include less impressive earnings revisions and higher mobility restrictions relative to DM, rising long-term real rates, and US dollar strength versus DM FX.</li> </ul>
<b>China Equities</b>	■	<ul style="list-style-type: none"> <li>– There is sufficient evidence that the Chinese policy stance has turned, both on the monetary and fiscal sides. The Peoples Bank of China (PBOC) has cut rates, the peak in credit tightening has passed, in our view, and officials are stressing an urgency in providing fiscal support.</li> <li>– A fresh wave of the pandemic and ensuing mobility restrictions are likely to restrain economic activity in the near term, particularly in services sectors.</li> <li>– From a seasonality perspective, Chinese equities have tended to outperform ahead of the China Party Congress. The relative valuation of Chinese internet companies compared to their US peers suggests too much embedded pessimism about their longer-term earnings prospects, though the regulatory overhang may constrain the potential upside.</li> <li>– Concern over China's real estate market constitutes an important downside risk to activity and procyclical positions.</li> </ul>
<b>Global Duration</b>	■	<ul style="list-style-type: none"> <li>– The risks to long-term bond yields are well-balanced after traders have priced in aggressive central bank tightening over the coming year.</li> <li>– We expect real rates to rise as inflation peaks and the Federal Reserve tightens policy even more in the coming months, but for this to be offset by decreases in market-based measures of inflation compensation.</li> <li>– Sovereign fixed income continues to play an important diversifying role in portfolio construction, and remains particularly effective in hedging downside in procyclical positions.</li> </ul>



Asset Class	Overall signal	UBS Asset Management's viewpoint
<b>US Bonds</b>	■	<ul style="list-style-type: none"> <li>– US Treasuries remain the world's preeminent safe haven and top source of 'risk-free' yield. The Federal Reserve is poised to take rates to a neutral setting as quickly as possible without jeopardizing the expansion, and then move to restrictive territory in order to quell inflationary pressures. Quantitative tightening is not a very potent catalyst for fixed income, in our view. Market pricing for the Federal Reserve's terminal rate this cycle has adjusted meaningfully to the upside, and parts of the yield curve already imply interest rate cuts by 2024. Additional front-loaded tightening is more likely to contribute to deeper inversions between short- and longer-dated Treasuries than it is to higher long-term yields. The Fed has also set a high bar for inflation to surprise to the upside this year, leaving room for rates to come down across the curve by pricing out some of the expected hikes in 2022.</li> </ul>
<b>Ex-US Developed-Market Bonds</b>	■	<ul style="list-style-type: none"> <li>– We continue to see developed-market sovereign yields outside the US as unattractive. The European Central Bank accelerated its timetable for tapering even in the face of downside risks to growth tied to Russia's invasion. If these large threats to the expansion do not materialize, the central bank is highly likely to exit negative interest rate policy within the next 12 months.</li> <li>– The Bank of Japan's domination of the Japanese government debt market and continuation of yield curve control diminishes the use of much of the asset class outside of relative value positions.</li> </ul>
<b>US Investment Grade (IG) Corporate Debt</b>	■	<ul style="list-style-type: none"> <li>– Spreads are at relatively tight levels amid continued policy support and minimal near-term recession risk. US IG is one of the few sources of quality, positive yield available and therefore a likely recipient of ample global savings. However, the duration risk embedded in high-grade debt has weighed on total returns, and the potential for spread widening should the Fed's tightening cycle call the longevity of the expansion into question serves as another downside risk for this asset class.</li> </ul>
<b>US High Yield Bonds</b>	■	<ul style="list-style-type: none"> <li>– We expect carry, rather than spread compression, to drive total returns in HY going forward. The coupons available will continue to attract buyers in a low-yield environment. The asset class is more attractively valued and has less sensitivity to rising interest rates than IG bonds.</li> </ul>
<b>Emerging Markets Debt</b>		<ul style="list-style-type: none"> <li>– We have a positive view on emerging market dollar-denominated bonds due to the balance of carry opportunity and duration risk.</li> </ul>
US dollar	■	<ul style="list-style-type: none"> <li>– Asian credit is enticingly valued and poised to perform well in environments in which growth expectations improve or plateau, so long as highly adverse economic outcomes fail to materialize.</li> </ul>
Local currency	■	<ul style="list-style-type: none"> <li>– A more positive carry backdrop for EM local bonds following rate hikes delivered over the course of 2021 has increased the resilience of this asset class even as aggressive Fed tightening gets priced in.</li> </ul>
<b>China Sovereign</b>	■	<ul style="list-style-type: none"> <li>– Chinese government bonds have the highest nominal yields among the 10 largest fixed income markets globally as well as defensive properties that are not shared by most of the emerging-market universe. We believe the combination of monetary easing, stabilizing domestic activity, and continued strong foreign inflows should prevent any sustained upward pressure on yields during the next 3-12 months.</li> </ul>
<b>Currency</b>		<ul style="list-style-type: none"> <li>– Elevated geopolitical tensions may contribute to a higher floor for the US dollar in the near term. The country is also likely to be less negatively affected economically by the Russian invasion, particularly compared to Europe. However, real growth differentials relative to many other developed market economies are poised to shrink in 2022, and the Federal Reserve is not the only DM central bank hiking rates.</li> <li>– We believe some EMFX, like COP and BRL, are well-positioned to outperform cyclical Asian currencies and select G10 commodity exporters given attractive carry.</li> </ul>

Source: UBS Asset Management. As of March 30, 2022. Views, provided on the basis of a 3-12 month investment horizon, are not necessarily reflective of actual portfolio positioning and are subject to change.

### A comprehensive solutions provider

UBS Asset Management Investment Solutions manages USD 173.9 billion (as of 31 December 2021). Our 100+ Investment Solutions professionals leverage the depth and breadth of UBS's global investment resources across regions and asset classes to develop solutions that are designed to meet client investment challenges. Investment Solutions' macro-economic and asset allocation views are developed with input from portfolio managers globally and across asset classes.

For more information, contact your UBS Asset Management representative or your financial advisor.

**For marketing and information purposes by UBS. For global professional / qualified / institutional clients and investors and US individual investors.**

This document does not replace portfolio and fund-specific materials. Commentary is at a macro or strategy level and is not with reference to any registered or other mutual fund.

**Americas**

The views expressed are as of March 2022. The information contained herein should not be considered a recommendation to purchase or sell securities or any particular strategy or fund. Commentary is at a macro level and is not with reference to any investment strategy, product or fund offered by UBS Asset Management. The information contained herein does not constitute investment research, has not been prepared in line with the requirements of any jurisdiction designed to promote the independence of investment research and is not subject to any prohibition on dealing ahead of the dissemination of investment research. The information and opinions contained in this document have been compiled or arrived at based upon information obtained from sources believed to be reliable and in good faith. All such information and opinions are subject to change without notice. Care has been taken to ensure its accuracy but no responsibility is accepted for any errors or omissions herein. A number of the comments in this document are based on current expectations and are considered "forward-looking statements." Actual future results, however, may prove to be different from expectations. The opinions expressed are a reflection of UBS Asset Management's best judgment at the time this document was compiled, and any obligation to update or alter forward-looking statements as a result of new information, future events or otherwise is disclaimed. Furthermore, these views are not intended to predict or guarantee the future performance of any individual security, asset class or market generally, nor are they intended to predict the future performance of any UBS Asset Management account, portfolio or fund.

**EMEA**

The information and opinions contained in this document have been compiled or arrived at based upon information obtained from sources believed to be reliable and in good faith, but is not guaranteed as being accurate, nor is it a complete statement or summary of the securities, markets or developments referred to in the document. UBS AG and / or other members of the UBS Group may have a position in and may make a purchase and / or sale of any of the securities or other financial instruments mentioned in this document. Before investing in a product please read the latest prospectus carefully and thoroughly. Units of UBS funds mentioned herein may not be eligible for sale in all jurisdictions or to certain categories of investors and may not be offered, sold or delivered in the United States. The information mentioned herein is not intended to be construed as a solicitation or an offer to buy or sell any securities or related financial instruments. Past performance is not a reliable indicator of future results. The performance shown does not take account of any commissions and costs charged when subscribing to and redeeming units. Commissions and costs have a negative impact on performance. If the currency of a financial product or financial service is different from your reference currency, the return can increase or decrease as a result of currency fluctuations. This information pays no regard to the specific or future investment objectives, financial or tax situation or particular needs of any specific recipient. The details and opinions contained in this document are provided by UBS without any guarantee or warranty and are for the recipient's personal use and information purposes only. This document may not be reproduced, redistributed or republished for any purpose without the written permission of UBS AG. This document contains statements that constitute "forward-looking statements", including, but not limited to, statements relating to our future business development. While these forward-looking statements represent our judgments and future expectations concerning the development of our business, a number of risks, uncertainties and other important factors could cause actual developments and results to differ materially from our expectations.

**UK**

Issued in the UK by UBS Asset Management (UK) Ltd. Authorised and regulated by the Financial Conduct Authority.

**APAC**

This document and its contents have not been reviewed by, delivered to or registered with any regulatory or other relevant authority in APAC. This document is for informational purposes and should not be construed as an offer or invitation to the public, direct or indirect, to buy or sell securities. This document is intended for limited distribution and only to the extent permitted under applicable laws in your jurisdiction. No representations are made with respect to the eligibility of any recipients of this document to acquire interests in securities under the laws of your jurisdiction. Using, copying, redistributing or republishing any part of this document without prior written permission from UBS Asset Management is prohibited. Any statements made regarding investment performance objectives, risk and/or return targets shall not constitute a representation or warranty that such objectives or expectations will be achieved or risks are fully disclosed. The information and opinions contained in this document is based upon information obtained from sources believed to be reliable and in good faith but no responsibility is accepted for any misrepresentation, errors or omissions. All such information and opinions are subject to change without notice. A number of comments in this document are based on current expectations and are considered "forward-looking statements". Actual future results may prove to be different from expectations and any unforeseen risk or event may arise in the future. The opinions expressed are a reflection of UBS Asset Management's judgment at the time this document is compiled and any obligation to update or alter forward-looking statements as a result of new information, future events, or otherwise is disclaimed. You are advised to exercise caution in relation to this document. The information in this document does not constitute advice and does not take into consideration your investment objectives, legal, financial or tax situation or particular needs in any other respect. Investors should be aware that past performance of investment is not necessarily indicative of future performance. Potential for profit is accompanied by possibility of loss. If you are in any doubt about any of the contents of this document, you should obtain independent professional advice.

**Australia**

This document is provided by UBS Asset Management (Australia) Ltd, ABN 31 003 146 290 and AFS License No. 222605.

**China**

The securities may not be offered or sold directly or indirectly in the People's Republic of China (the "PRC"). Neither this document or information contained or incorporated by reference herein relating to the securities, which have not been and will not be submitted to or approved/verified by or registered with the China Securities Regulatory Commission ("CSRC") or other relevant governmental authorities in the PRC pursuant to relevant laws and regulations, may be supplied to the public in the PRC or used in connection with any offer for the subscription or sale of the Securities in the PRC. The securities may only be offered or sold to the PRC investors that are authorized to engage in the purchase of Securities of the type being offered or sold. PRC investors are responsible for obtaining all relevant government regulatory approvals/licenses, verification and/or registrations themselves, including, but not limited to, any which may be required from the CSRC, the State Administration of Foreign Exchange and/or the China Banking Regulatory Commission, and complying with all relevant PRC regulations, including, but not limited to, all relevant foreign exchange regulations and/or foreign investment regulations.

**Hong Kong**

This document and its contents have not been reviewed by any regulatory authority in Hong Kong. No person may issue any invitation, advertisement or other document relating to the Interests whether in Hong Kong or elsewhere, which is directed at, or the contents of which are likely to be accessed or read by, the public in Hong Kong (except if permitted to do so under the securities laws of Hong Kong) other than with respect to the Interests which are or are intended to be disposed of only to persons outside Hong Kong or only to "professional investors" within the meaning of the Securities and Futures Ordinance (Cap. 571) and the Securities and Futures (Professional Investor) Rules made thereunder.

**Japan**

This document is for informational purposes only and is not intended as an offer or a solicitation to buy or sell any specific financial products, or to provide any investment advisory/management services.

**Korea**

The securities may not be offered, sold and delivered directly or indirectly, or offered or sold to any person for re-offering or resale, directly or indirectly, in Korea or to any resident of Korea except pursuant to the applicable laws and regulations of Korea, including the Capital Market and Financial Investment Business Act and the Foreign Exchange Transaction Law of Korea, the presidential decrees and regulations thereunder and any other applicable laws, regulations or rules of Korea. UBS Asset Management has not been registered with the Financial Services Commission of Korea for a public offering in Korea nor has it been registered with the Financial Services Commission for distribution to non-qualified investors in Korea.

**Malaysia**

This document is sent to you, at your request, merely for information purposes only. No invitation or offer to subscribe or purchase securities is made by UBS Asset Management as the prior approval of the Securities Commission of Malaysia or other regulatory authorities of Malaysia have not been obtained. No prospectus has or will be filed or registered with the Securities Commission of Malaysia.

**Singapore**

This document has not been registered with the Monetary Authority of Singapore pursuant to the exemption under Section 304 of the SFA. Accordingly, this document may not be circulated or distributed, nor may the Securities be offered or sold, whether directly or indirectly, to any person in Singapore other than (i) to an institutional investor pursuant to Section 304 of the SFA.

**Taiwan**

This document and its contents have not been reviewed by, delivered to or registered with any regulatory or other relevant authority in the Republic of China (R.O.C.). This document is for informational purposes and should not be construed as an offer or invitation to the public, direct or indirect, to buy or sell securities. This document is intended for limited distribution and only to the extent permitted under applicable laws in the Republic of China (R.O.C.). No representations are made with respect to the eligibility of any recipients of this document to acquire interests in securities under the laws of the Republic of China (R.O.C.).

Source for all data and charts (if not indicated otherwise):  
UBS Asset Management.



[www.ubs.com/am-linkedin](http://www.ubs.com/am-linkedin)

© UBS 2022. The key symbol and UBS are among the registered and unregistered trademarks of UBS. All rights reserved.

AMT-1814 03/22

[www.ubs.com/am](http://www.ubs.com/am)

