



For marketing purposes
For qualified investors / professional clients



MSCI Switzerland IMI Dividend ESG

First ETF to enhance Swiss Dividend with ESG

UBS Asset Management
UBS Exchange Traded Funds

 12 years'
experience in sustainable ETFs

August 2023



Table of contents

Section 1	Introduction	2
Section 2	Index Methodology	5
Section 3	Index Results	7
Section 4	Fund characteristics	10
Section 5	Appendix	16
Section 6	Disclaimers	18

Section 1

Introduction

Overarching ESG framework

Sustainable Investing

Environmental


Recognize companies that focus on offering products or services that contribute to environmentally sustainable economy



-
- Climate change
 - Renewable and clean energy
 - Low carbon
 - Forestry investing
 - Water investments
 - Fossil fuel exclusion
-

Social

Recognize companies that support development of human capital, implement best production practices and safety principles



-
- Social and community impact
 - Solidarity funds
 - Social entrepreneurship
 - Microfinance investing
-

Governance

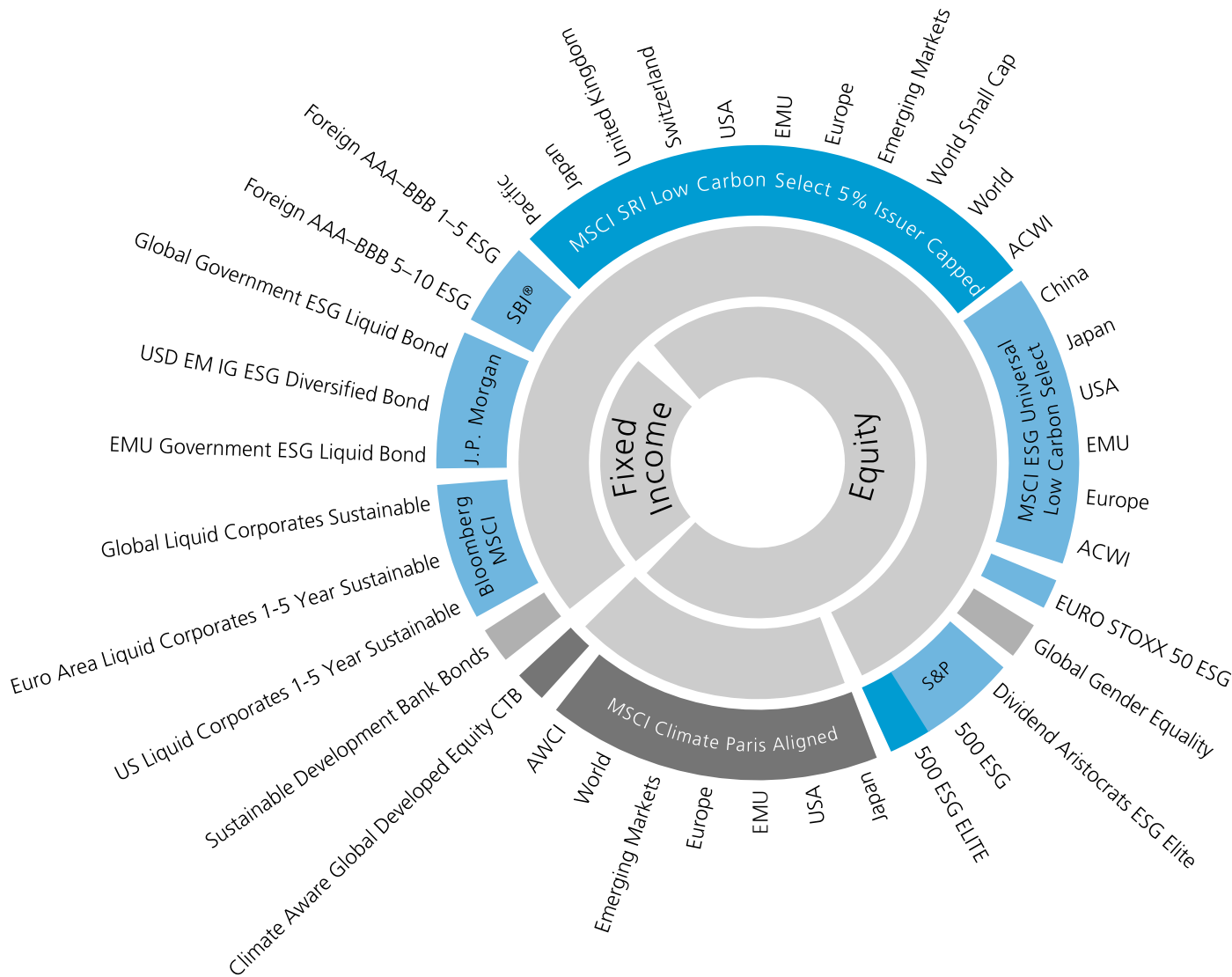
Recognize companies with strong corporate governance



-
- Engagement investing
 - Business ethics
-


Source: European Responsible Investing Fund Survey 2015, KPMG. UBS Asset Management

UBS ETFs Sustainable Offering



 36bn

USD AuM in sustainable ETFs

 12 years

Experience in sustainable ETFs

Our sustainable value proposition:

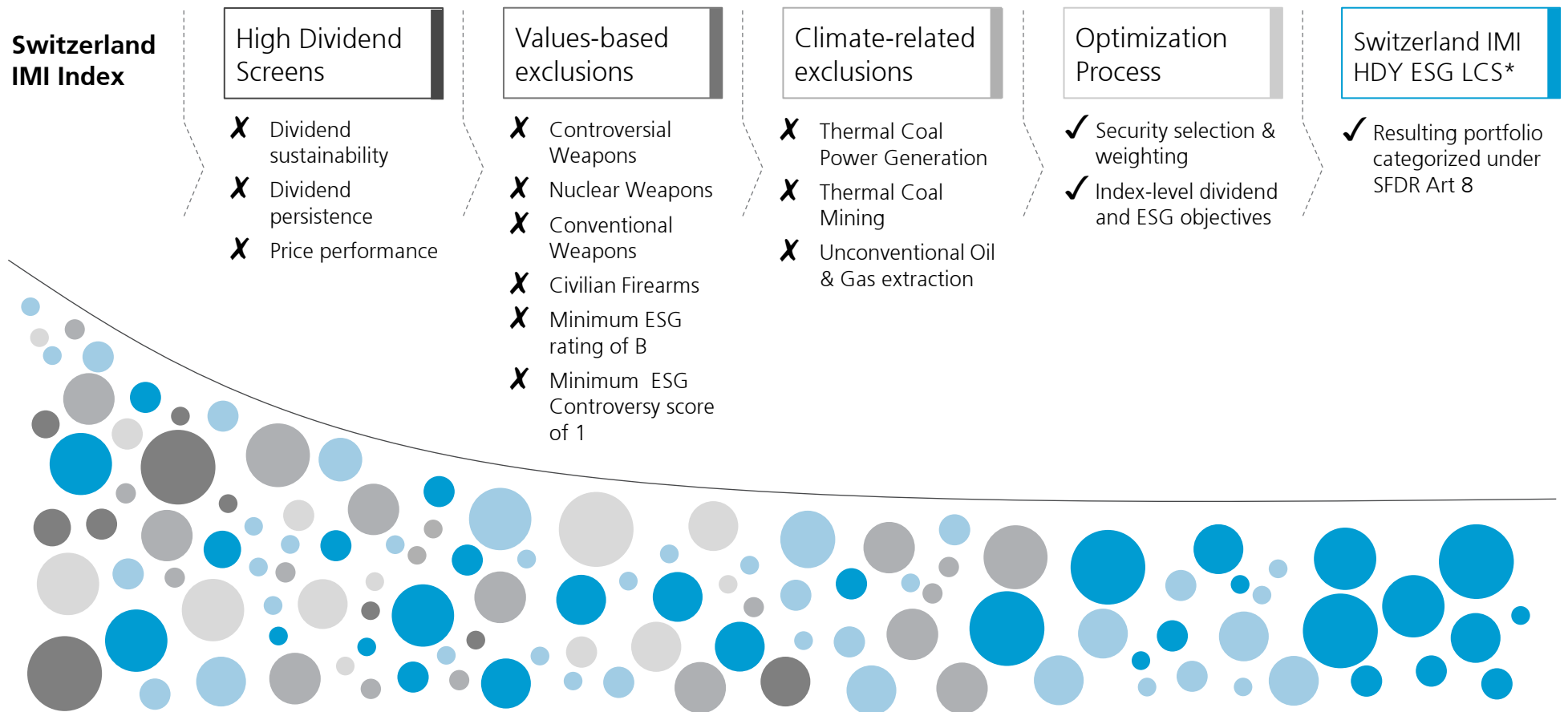
- Currency hedged share classes to major currencies
- Physically-replicating ETFs
- No securities lending
- Stewardship: Proxy voting & engagement

Section 2

Index Methodology

MSCI Switzerland IMI High Dividend Yield ESG LCS*

Methodology overview



*Abbreviation for the MSCI Switzerland IMI High Dividend Yield ESG Low Carbon Select Net Total Return CHF Index.

Source: MSCI, UBS Asset Management. For illustration purposes only.

High dividend screens

Selecting persistent and high-quality dividends

Sustainability screening: The dividend payout ratio may indicate whether future dividend payments might be in jeopardy.

Exclude securities with:

- **Zero or negative payout ratios** -> do not pay dividends or have negative earnings which may put their future dividend payments at risk.
- **Extremely high payout ratios*** -> occurs when earnings are low relative to dividends

Persistence screening: The Dividend-per-share (DPS) growth is an indicator of shrinking dividend growth which could be a precursor to lower dividends.

- Exclude securities with a **negative 5Y DPS growth**

Price performance screening: Securities ranked in the **bottom 5% of the universe of securities with negative 1-year price performance** are excluded from the index.


*Extremely high payout ratios is defined to be the top 5% of securities by number within the universe of securities with positive payout.

Source: UBS Asset Management, MSCI. August 2023.

Business activity exclusions

Exclusions summary

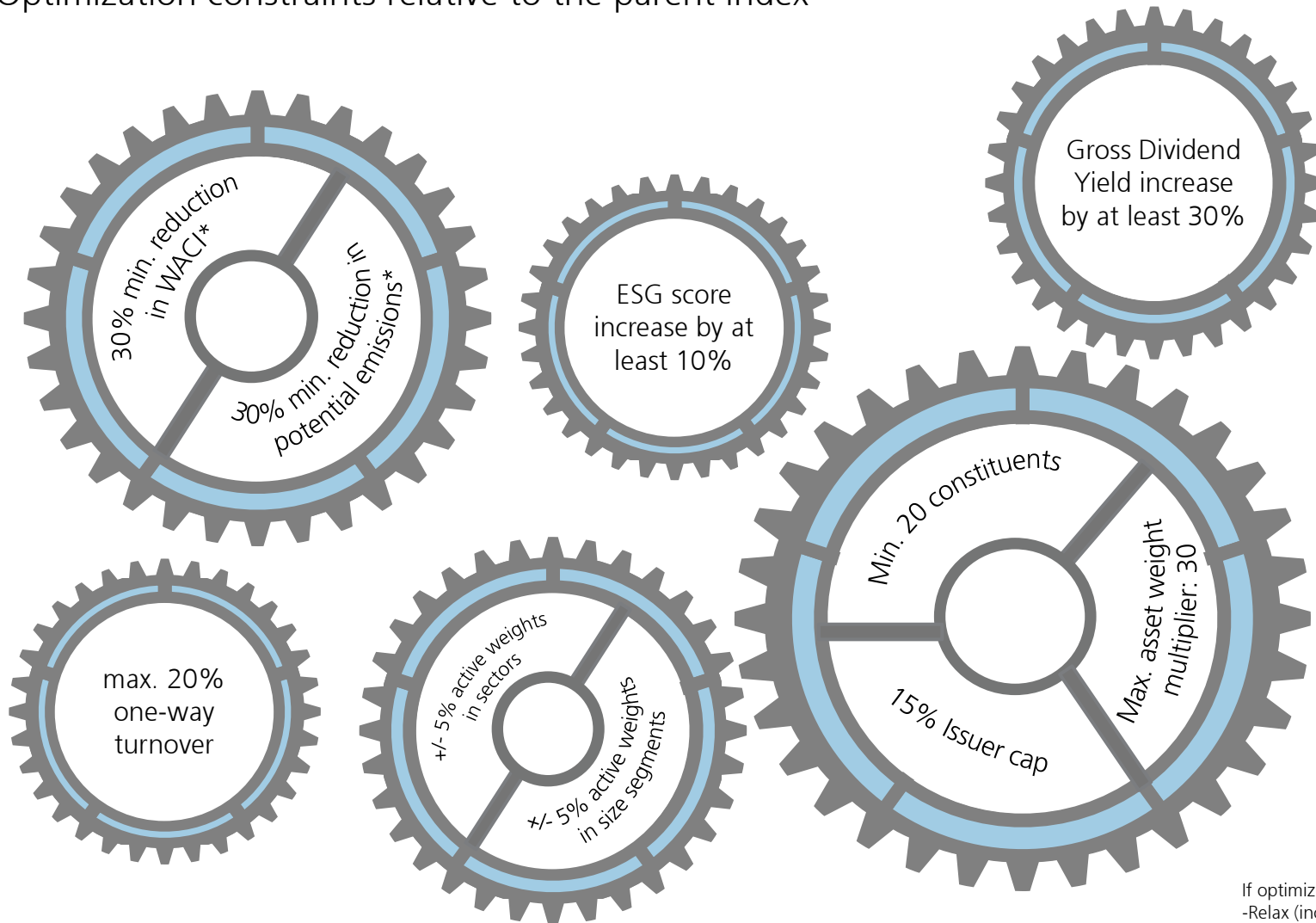
	Revenue Threshold
Controversial weapons	0%
Nuclear weapons	0%
Conventional weapons	5%
Civilian firearms	5%
Tobacco	5%
Thermal Coal	5%
Fossil Fuel extraction	5%
MSCI ESG Controversies Score	Minimum 1
MSCI ESG Rating	Minimum 'B'



Source: UBS Asset Management, MSCI, August 2023. For illustrative purposes only.

Optimization process

Optimization constraints relative to the parent index



*Weighted Average Carbon Intensity (WACI): Scope 1 & 2 Emission; Intensity: tCO2 / million \$ of sales

Source: UBS Asset Management, MSCI, August 2023.

If optimizer doesn't find a feasible solution, then

- Relax (increase) turnover constraint in step of 4% from 20% till 40%
- Relax (reduce) yield improvement constraint in steps of 3% from 30% till 15%

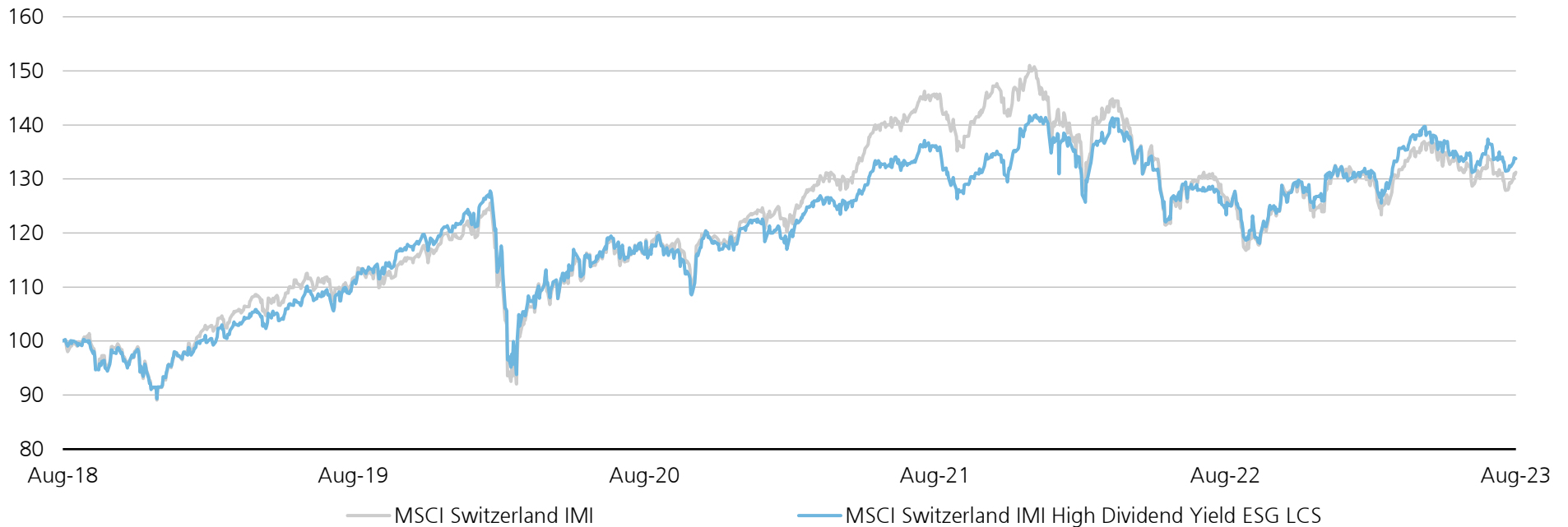
Section 3

Index Results

Performance analysis

Performance relative to MSCI Switzerland IMI Index

Long run performance comparison



	MSCI Switzerland IMI	MSCI Switzerland IMI HDY ESG LCS
Total returns	31.22%	33.75%
Returns p.a.	5.58%	5.99%
Volatility p.a.	15.18%	14.31%

Source: Bloomberg, UBS Asset Management. Data from 31 August 2018 to 31 August 2023.
Includes backtested data. Past performance is not a reliable indicator of future results.

Risk & Return metrics

	Return p.a.			Volatility p.a.			Downside Vol p.a.		
	MSCI Switzerland IMI	MSCI Switzerland IMI High Dividend Yield ESG LCS	Diff vs parent	MSCI Switzerland IMI	MSCI Switzerland IMI High Dividend Yield ESG LCS	Diff vs parent	MSCI Switzerland IMI	MSCI Switzerland IMI High Dividend Yield ESG LCS	Diff vs parent
1 Year (Aug-22 to Aug-23)	3.80%	6.93%	3.13%	12.62%	11.11%	-1.51%	8.56%	7.39%	-1.16%
2 Years (Aug-21 to Aug-23)	-4.92%	-0.79%	4.13%	14.18%	12.86%	-1.32%	10.29%	9.35%	-0.94%
3 Years (Aug-20 to Aug-23)	4.16%	4.85%	0.69%	13.29%	12.30%	-0.99%	9.48%	8.82%	-0.66%
4 Years (Aug-19 to Aug-23)	4.14%	4.81%	0.67%	15.81%	14.97%	-0.85%	11.79%	11.20%	-0.59%
5 Years (Aug-18 to Aug-23)	5.58%	5.99%	0.40%	15.18%	14.31%	-0.87%	11.27%	10.65%	-0.62%
YTD (Dec-22 to Aug-23)	5.90%	6.22%	0.32%	11.13%	9.96%	-1.17%	7.44%	6.60%	-0.84%
Dec-21 to Dec-22	-17.43%	-10.59%	6.85%	16.63%	15.18%	-1.45%	12.37%	11.38%	-0.99%
Dec-20 to Dec-21	22.88%	16.53%	-6.35%	10.21%	9.55%	-0.67%	7.04%	6.61%	-0.43%
Dec-19 to Dec-20	2.76%	0.49%	-2.27%	22.49%	22.01%	-0.48%	17.35%	16.97%	-0.38%
Dec-18 to Dec-19	29.92%	31.38%	1.46%	9.97%	9.19%	-0.78%	6.58%	5.90%	-0.68%

Source: Bloomberg, UBS Asset Management. Data from 31 August 2018 to 31 August 2023. Calculation based on daily data, for each period the returns figures are annualized except for YTD. **Includes backtested data. Past performance is not a reliable indicator of future results.**

Risk & Return metrics

Tracking (Assume Rf=0)

Risk/Return metrics (Rf=0)

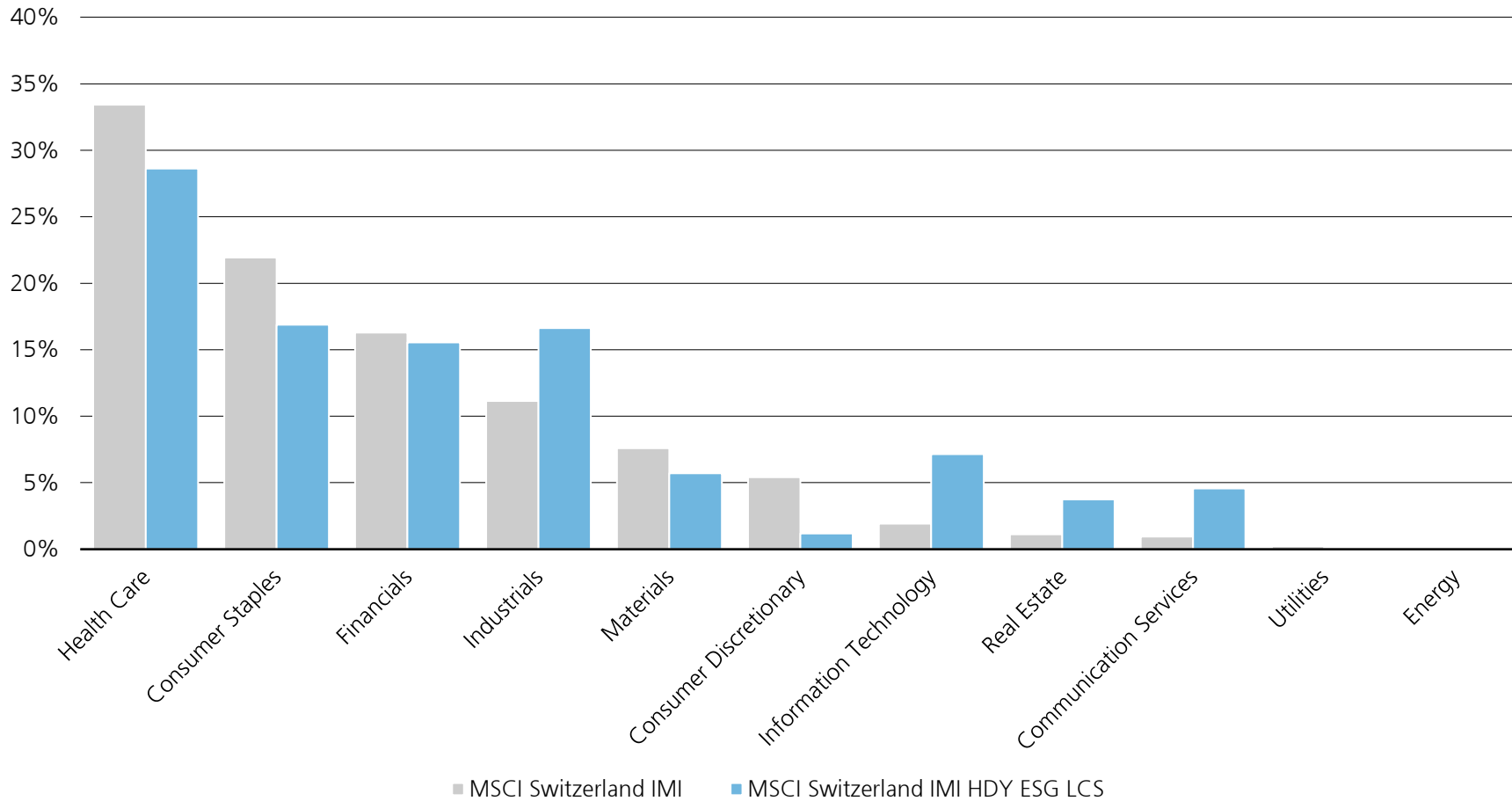
	Correlation MSCI Switzerland IMI High Dividend Yield ESG LCS vs MSCI Switzerland IMI	Tracking error MSCI Switzerland IMI High Dividend Yield ESG LCS vs MSCI Switzerland IMI	Sharpe Ratio MSCI Switzerland IMI	Sharpe Ratio MSCI Switzerland IMI High Dividend Yield ESG LCS	Sortino Ratio MSCI Switzerland IMI	Sortino Ratio MSCI Switzerland IMI High Dividend Yield ESG LCS	Information Ratio MSCI Switzerland IMI High Dividend Yield ESG LCS vs MSCI Switzerland IMI
1 Year (Aug-22 to Aug-23)	0.936	4.50%	0.30	0.62	0.44	0.94	0.70
2 Years (Aug-21 to Aug-23)	0.873	6.95%	-0.35	-0.06	-0.48	-0.08	0.59
3 Years (Aug-20 to Aug-23)	0.895	5.95%	0.31	0.39	0.44	0.55	0.12
4 Years (Aug-19 to Aug-23)	0.936	5.58%	0.26	0.32	0.35	0.43	0.12
5 Years (Aug-18 to Aug-23)	0.938	5.25%	0.37	0.42	0.50	0.56	0.08
YTD (Dec-22 to Aug-23)	0.920	4.38%	0.53	0.62	0.79	0.94	0.07
Dec-21 to Dec-22	0.856	8.67%	-1.05	-0.70	-1.41	-0.93	0.79
Dec-20 to Dec-21	0.926	3.88%	2.24	1.73	3.25	2.50	-1.64
Dec-19 to Dec-20	0.981	4.40%	0.12	0.02	0.16	0.03	-0.52
Dec-18 to Dec-19	0.942	3.37%	3.00	3.42	4.55	5.32	0.43

Source: Bloomberg, UBS Asset Management. Data from 31 August 2018 to 31 August 2023. Calculation based on daily data.
Includes backtested data. Past performance is not a reliable indicator of future results.

Portfolio composition

Sector breakdown vs. MSCI Switzerland IMI Index

Sector breakdown



Source: UBS Asset Management, MSCI. Data as of 31 August 2023.

Dividend yield

Dividend characteristics vs. MSCI Switzerland IMI Index

	MSCI Switzerland IMI	MSCI Switzerland IMI Dividend ESG
Dividend Yield	3.00	3.93
Price to Earnings ratio	18.66	17.24
Forward Price to Earnings ratio	16.23	16.12
Price to Book Value ratio	3.35	3.45

Source: UBS Asset Management, MSCI. Data as of 31 August 2023.

ESG metrics

ESG characteristics vs. MSCI Switzerland IMI Index

	MSCI Switzerland IMI	MSCI Switzerland IMI Dividend ESG
ESG score	7.9	8.5
Environmental Pillar Score	6.0	6.3
Social Pillar Score	5.1	5.7
Governance Pillar Score	6.1	6.66
Wtd. Avg Carbon Intensity (t CO2e/\$M Sales)	130	66
Potential Carbon Emissions (t CO2e/\$M Invested)	0	0

*Weighted Average Carbon Intensity (WACI): Scope 1 & 2 Emissions.

Source: UBS Asset Management, MSCI. Data as of 31 August 2023.

Any decision to invest should take into account all the characteristics or objectives of the promoted fund as described in its prospectus, or similar legal documentation.

Index composition

Constituents per 31 August 2023

No.	ISIN	Security Name	Sector	Weight
1	CH0012005267	NOVARTIS	Health Care	15.30%
2	CH0038863350	NESTLE	Consumer Staples	14.50%
3	CH0011075394	ZURICH INSURANCE GROUP	Financials	14.31%
4	CH0025238863	KUEHNE & NAGEL INTL	Industrials	10.37%
5	CH0012032048	ROCHE HOLDING GENUSS	Health Care	9.50%
6	CH0025751329	LOGITECH	Information Technology	5.36%
7	CH0008742519	SWISSCOM	Communication Services	4.56%
8	CH0010645932	GIVAUDAN	Materials	4.15%
9	CH1256740924	SGS	Industrials	3.89%
10	CH0011108872	MOBIMO HOLDING	Real Estate	3.75%
11	CH0360674466	GALENICA SANTE	Health Care	2.69%
12	CH0012453913	TEMENOS GROUP	Information Technology	1.79%
13	CH0000816824	OC OERLIKON CORP	Industrials	1.63%
14	CH0012214059	HOLCIM	Materials	1.56%
15	CH0225173167	CEMBRA MONEY BANK	Financials	1.23%
16	CH0012549785	SONOVA HOLDING	Health Care	1.14%
17	CH0111677362	ORIOR	Consumer Staples	0.98%
18	CH0276837694	MOBILEZONE INH	Consumer Discretionary	0.91%
19	CH0315966322	BELL FOOD GROUP	Consumer Staples	0.82%
20	CH0012138605	ADECCO GROUP	Industrials	0.74%
21	CH0009002962	BARRY CALLEBAUT	Consumer Staples	0.57%
22	CH0542483745	V ZUG HOLDING	Consumer Discretionary	0.26%

Source: UBS Asset Management, MSCI. Data as of 31 August 2023.

Section 4

Fund characteristics

ETF Details

ETF Name	UBS ETF (CH) - MSCI Switzerland IMI Dividend ESG ETF
Share class	(CHF) A-Dis
ISIN	CH1244681594
ETF Bloomberg Ticker	CHDIV SW
TER	0.20%
Index	MSCI Switzerland IMI High Dividend Yield ESG Low Carbon Select Net Total Return CHF Index
Index Bloomberg Ticker	NF752585 Index
Currency	CHF
Index Description	<p>The MSCI Switzerland IMI High Dividend Yield ESG Low Carbon Select Index (herein, 'the Index') is designed to represent the performance of a strategy that seeks high Dividend Yield and systematic integration of environmental, social and governance (ESG) norms.</p> <p>The Index is constructed by selecting constituents of the MSCI Switzerland IMI Index (the 'Parent Index') and applying an optimization process that aims to maximize the exposure to the Yield factor, minimize Tracking Error, reduce the carbon-equivalent exposure to CO2 and other GHG, as well as reduce its exposure to potential emissions risk of fossil fuel reserves by thirty percent (30%) and improve the weighted-average industry-adjusted ESG score of the Index by ten percent (10%) with respect to the Parent Index</p>

If part or all of the total costs is to be paid in a currency different from your reference currency, the costs may increase or decrease as a result of currency fluctuations.

Investors are acquiring units in a fund, and not in a given underlying asset such as building or shares of a company.

Source: UBS Asset Management, August 2023.

ESG Characteristics and Investment Strategy (1/2)

SFDR Article 8 classification



Environmental or social characteristics promoted by the financial product

The products described herein align to Article 8 of Regulation (EU) 2019/2088.

The following characteristics are promoted by the financial product:

- 1) tracks/tracking of a benchmark with a sustainability profile (ESG Score) that is higher than the parent benchmark's sustainability profile.
- 2) a Carbon Intensity (1, 2) emissions indicator lower than parent benchmark (MSCI)

The characteristics are measured using the following indicators respectively:

- The FUND_ESG_QUALITY_SCORE
- Weighted average carbon intensity (Scope 1+2) MSCI



Investment strategy

This financial product seeks to promote the characteristic(s) described in its annex through Index selection and passive asset management.

This financial product is passively managed and seeks to track the performance and the ESG profile of the Index. Sustainability characteristics and risks are considered as part of the Index selection process. The Index which is stated by the index provider to be screened against environmental, social or governance criteria and any methodology used by the index provider to assess sustainability characteristics and risks of the constituents of the index can be found on the website of the index provider.

Source: UBS Asset Management, MSCI, August 2023. For illustrative purposes only.

ESG Characteristics and Investment Strategy (2/2)

UBS ETF tracks the MSCI Switzerland IMI HDY ESG Low Carbon Select Index



Index Description

The MSCI Switzerland IMI High Dividend Yield ESG Low Carbon Select Index (herein, 'the Index') is designed to represent the performance of a strategy that seeks high Dividend Yield and systematic integration of environmental, social and governance (ESG) norms.

The Index is constructed by selecting constituents of the MSCI Switzerland IMI Index (the 'Parent Index') and applying an optimization process that aims to maximize the exposure to the Yield factor, minimize Tracking Error, reduce the carbon-equivalent exposure to CO2 and other GHG, as well as reduce its exposure to potential emissions risk of fossil fuel reserves by thirty percent (30%) and improve the weighted-average industry-adjusted ESG score of the Index by ten percent (10%) with respect to the Parent Index.

For a complete description of the index methodology, please refer to <https://www.msci.com/index-methodology>



Exclusions: As a principle do not invest in companies that produce/do:

Controversial Weapons: cluster munitions, landmines, depleted uranium weapons, biological/chemical weapons, blinding lasers, non-detectable fragments and incendiary

Conventional Weapons

Nuclear Weapons

Civilian Firearms

Tobacco

Fossil Fuel Extraction: Thermal Coal Mining and Unconventional Oil & Gas Extraction (oil sands, oil shale (kerogen-rich deposits), shale gas, shale oil, coal seam gas, and coal bed methane)

Thermal Coal Power Generation

Global Norms Breach (UNGC, ILO, UNGPBHR)

Measurement/Revenue Threshold*

Any tie

>5% production or > 10% of revenues from the production, weapons systems, components, support systems and services

Any tie

Producer or >5% of revenues from the production and distribution

Producer or >5% of revenues from the production, distribution, retail, supply and licensing

>5% of revenues

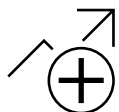
>5% of revenues

MSCI ESG Controversy Score

*The index provider uses MSCI ESG Research as a third-party provider for the ESG characteristics.

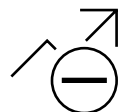
Source: UBS Asset Management, MSCI, August 2023. For illustrative purposes only.

ETF Opportunities and risks



Opportunities

- The investment objective is to replicate the price and return performance of the sub-fund's index net of fees.
- The fund generally invests in stocks contained in the Index. The relative weightings of the companies correspond to their weightings in the index.
- The fund is passively managed.
- The product described herein aligns to Article 8 of Regulation (EU) 2019/2088.
- Clients benefit from the flexibility of an exchange-traded investment.
- Provides access to the performance of the index with a single transaction.
- Optimized risk/return profile thanks to a broad diversification across a range of sectors.
- The fund offers a high degree of transparency and cost efficiency.



Risks

- This UBS Exchange Traded Fund invests in equities and may therefore be subject to high fluctuations in value.
- For this reason, an investment horizon of at least five years and corresponding risk tolerance and capacity are required
- All investments are subject to market fluctuations
- Sustainability characteristics and risks are considered as part of the Index selection process.
- Every fund has specific risks, which may significantly increase under unusual market conditions.
- Changes in currency exchange rates may have an impact on fund value
- The fund's assets are passively managed. As a result, the net asset value of the fund is directly dependent on the performance of the underlying index. Losses that could be avoided via active management will not be offset.

Source: UBS Asset Management, August 2023.

Section 5

Appendix

Business Exclusion Criteria

(1/2)

Values-Based Exclusions

- **Controversial weapons:** All companies with any tie to controversial weapons (cluster munitions, landmines, depleted uranium weapons, biological/chemical weapons, blinding lasers, non-detectable fragments and incendiary weapons), as defined by the methodology of the MSCI Ex-Controversial Weapons Indexes available at <https://www.msci.com/index-methodology>.
- **Conventional weapons:**
 - All companies deriving 5% or more revenue from the production of conventional weapons and components
 - All companies deriving 10% or more aggregate revenue from weapons systems, components, and support systems and services
- **Nuclear weapons:**
 - All companies that manufacture nuclear warheads and/or whole nuclear missiles
 - All companies that manufacture components that were developed or are significantly modified for exclusive use in nuclear weapons (warheads and missiles)
 - All companies that manufacture or assemble delivery platforms that were developed or significantly modified for the exclusive delivery of nuclear weapons
 - All companies that provide auxiliary services related to nuclear weapons
 - All companies that manufacture components that were not developed or not significantly modified for exclusive use in nuclear weapons (warheads and missiles)
 - All companies that manufacture or assemble delivery platforms that were not developed or not significantly modified for the exclusive delivery of nuclear weapons
 - All companies that manufacture components for nuclear-exclusive delivery platforms
- **Civilian firearms:**
 - All companies classified as “Producer” of firearms and small arms ammunitions for civilian markets. It does not include companies that cater to the military, government, and law enforcement markets.
 - All companies deriving 5% or more revenue from the distribution (wholesale or retail) of firearms or small arms ammunition intended for civilian use
- **Tobacco:**
 - All companies classified as a “Producer”
 - All companies deriving 5% or more aggregate revenue from the production, distribution, retail and supply of tobacco-related products

Source: UBS Asset Management, MSCI, August 2023.

Business Exclusion Criteria

(2/2)

Climate-related Exclusions

Fossil Fuel Extraction:

- All companies deriving more than 5% revenue (either reported or estimated) from the mining of thermal coal (including lignite, bituminous, anthracite and steam coal) and its sale to external parties. It excludes revenue from metallurgical coal; coal mined for internal power generation (e.g., in the case of vertically integrated power producers); intra-company sales of mined thermal coal; and revenue from coal trading
- All companies deriving more than 5% revenue (either reported or estimated) from unconventional oil and gas extraction. It includes revenue from the production of oil sands, oil shale (kerogen-rich deposits), shale gas, shale oil, coal seam gas, and coal bed methane. It does not cover all types of conventional oil and gas production including onshore or offshore oil and gas production in the Arctic region, deep water, shallow water, and other onshore/offshore oil and gas.

Thermal Coal Power:

- All companies deriving more than 5% revenue (either reported or estimated) from the thermal coal-based power generation

Source: UBS Asset Management, MSCI, August 2023.

Contact information



Raimund Müller, CIIA

Head ETF & Index Fund Sales
Switzerland & Liechtenstein

Tel.: +41-44-234 39 81

E-Mail: raimund.mueller@ubs.com



Giovanna Cilia

ETF & Index Fund Sales
Switzerland & Liechtenstein

Tel.: +41-44-234 53 68

E-Mail: giovanna.cilia@ubs.com



Emily Massmann

ETF & Index Fund Sales
Switzerland & Liechtenstein

Tel.: +41-44-235 99 79

E-Mail: emily.massmann@ubs.com



Cédric Jeanbourquin

ETF & Index Fund Sales
Switzerland & Liechtenstein

Tel.: +41-44-236 23 39

E-Mail: cedric.jeanbourquin@ubs.com

Europaallee 21
8004 Zürich
Switzerland
ubs.com/etf

Section 6

Disclaimers

Risk information

UBS ETFs investing in equities

UBS Exchange Traded Funds invest in equities and may therefore be subject to high fluctuations in value. For this reason, an investment horizon of at least five years and corresponding risk tolerance and capacity are required. All investments are subject to market fluctuations. Every fund has specific risks, which can significantly increase under unusual market conditions. The fund's assets are passively managed. As a result, the net asset value of the fund's assets is directly dependent on the performance of the underlying equities. Losses that could be avoided via active management will not be offset.

UBS ETFs investing in Real Estate Funds

The funds invest in real estate funds under Swiss law that are denominated in CHF and invest exclusively in Swiss properties. The price of the underlying fund units is not determined by estimates of market value but by investor supply and demand. All investments are subject to market fluctuations. Every fund has specific risks, which may increase considerably in unusual market conditions. The fund's assets are passively managed. Please contact your client advisor if you wish to receive further information on the investment risks associated with this product.

UBS ETFs investing in Metals

The UBS Exchange Traded Fund investing in metals may be subject to considerable fluctuations in value. Investors therefore require an investment horizon of at least five years and corresponding risk tolerance and capacity. All investments are subject to market fluctuations. All funds have specific risks, which may significantly increase under unusual market conditions. The fund's assets are passively managed. As a result, the net asset value of the fund's assets is directly dependent on the performance of the underlying equities. Losses that could be avoided via active management will not be offset.

UBS ETFs investing in Oil and Commodities

The Fund delivers the returns of a broadly diversified commodity index and may therefore be subject to high fluctuations in value. For this reason, an investment horizon of at least five years and corresponding risk tolerance and capacity are required. The returns payable on the Fund are dependent on payments received by the Fund from the Swap Counterparty under the terms of the Relevant Swap and, therefore, are subject to the credit risk of the Swap Counterparty. In the event that the Swap Counterparty defaults under the terms of the Relevant Swap, the Fund may suffer a loss. Assets are passively managed meaning losses that could be avoided via active management will not be offset. The net asset value of the Fund's assets are materially dependent on the performance of the underlying investments. If all or part of the total costs to be paid is different from your reference currency, the costs may increase or decrease as a result of currency and exchange rate fluctuations. Commissions and costs have a negative impact on the investment and on the expected returns. If the currency of a financial product or financial service is different from your reference currency, the return can increase or decrease as a result of currency and exchange rate fluctuations. All investments are subject to market fluctuations. Every fund has specific risks, which can significantly increase under unusual market conditions.

UBS ETFs investing in Fixed Income

This UBS Exchange Traded Fund invests in government bonds of a single country and may therefore be subject to fluctuations in value. For this reason, an investment horizon of at least five years and corresponding risk tolerance and capacity are required. All investments are subject to market fluctuations. Every fund has specific risks, which can significantly increase under unusual market conditions. The fund's assets are passively managed. As a result, the net asset value of the fund's assets is directly dependent on the performance of the underlying index. Losses that could be avoided via active management will not be offset.

Climate-focused investments

The Fund is subject to the risk that its climate-focused investment strategy may select or exclude securities of certain issuers for reasons other than investment performance considerations. Climate Criteria and risks are considered as part of the Index selection process.

ESG investments

Sub-fund's that are classified as Article 8 or Article 9 Product are passively managed, tracking the reference of their relevant index. Sustainability characteristics and risks are considered as part of the relevant index' selection process or in case of a fund applying the Climate Awareness Overlay, in the investment decision process. The integration of these ESG characteristics and risks could have a positive or negative impact (compared to not considering ESG) on the performance of the sub-fund

Retail investors

Investors are acquiring units or shares in a fund, and not in a given underlying asset such as building or shares of a company.

Any decision to invest should take into account all the characteristics or objectives of the promoted fund as described in its prospectus, or similar legal documentation.

For complete information about the fund, including the risks of investing, applicable fees (e.g. entry or exit fees) and other important information, investors prior to investing should read the Key Investor Information Document (KIID), full prospectus, the complete risk information and any applicable local offering documents. Please refer to your adviser for more information.

Disclaimer

For marketing and information purposes by UBS.

For qualified investors only.

UBS funds under Swiss law.

Arrangements for marketing fund units mentioned in this document may be terminated at the initiative of the management company of the fund(s).

The product described herein aligns to Article 8 of Regulation (EU) 2019/2088.

Before investing in a product please read the latest prospectus and key investor information document carefully and thoroughly.

Any decision to invest should take into account all the characteristics or objectives of the fund as described in its prospectus, or similar legal documentation. Investors are acquiring units or shares in a fund, and not in a given underlying asset such as building or shares of a company. The information and opinions contained in this document have been compiled or arrived at based upon information obtained from sources believed to be reliable and in good faith, but is not guaranteed as being accurate, nor is it a complete statement or summary of the securities, markets or developments referred to in the document. Members of the UBS Group may have a position in and may make a purchase and / or sale of any of the securities or other financial instruments mentioned in this document. Units of UBS funds mentioned herein may not be eligible for sale in all jurisdictions or to certain categories of investors and may not be offered, sold or delivered in the United States. The information mentioned herein is not intended to be construed as a solicitation or an offer to buy or sell any securities or related financial instruments. Past performance is not a reliable indicator of future results. The performance shown does not take account of any commissions and costs charged when subscribing to and redeeming units. If whole or part of the total costs to be paid is different from your reference currency, the costs may increase or decrease as a result of currency and exchange rate fluctuations. Commissions and costs have a negative impact on the investment and on the expected returns. If the currency of a financial product or financial service is different from your reference currency, the return can increase or decrease as a result of currency and exchange rate fluctuations. This information pays no regard to the specific or future investment objectives, financial or tax situation or particular needs of any specific recipient. Future performance is subject to taxation which depends on the personal situation of each investor and which may change in the future. The details and opinions contained in this document are provided by UBS without any guarantee or warranty and are for the recipient's personal use and information purposes only. This document may not be reproduced, redistributed or republished for any purpose without the written permission of UBS Asset Management Switzerland AG or a local affiliated company. Source for all data and charts (if not indicated otherwise): UBS Asset Management

This document contains statements that constitute "forward-looking statements", including, but not limited to, statements relating to our future business development. While these forward-looking statements represent our judgments and future expectations concerning the development of our business, a number of risks, uncertainties and other important factors could cause actual developments and results to differ materially from our expectations.

Representative in Switzerland for UBS funds established under foreign law: UBS Fund Management (Switzerland) AG, P.O. Box, CH-4002 Basel. Paying agent: UBS Switzerland AG, Bahnhofstrasse 45, CH-8001 Zurich. Prospectuses, key information document, the articles of association or the management regulations as well as annual and semi-annual reports of UBS funds are available in a language required by the local applicable law free of charge from UBS Asset Management Switzerland AG, c/o UBS AG, Bahnhofstrasse 45, 8001 Zürich, Switzerland or from UBS Fund Management (Switzerland) AG, P.O. Box, CH-4002 Basel.

The representative in Liechtenstein for UBS Funds under foreign law is UBS Fund Management (Luxembourg) S.A. 33A Avenue J.F. Kennedy, L-1855 Luxembourg. Prospectuses, key investor information (KIID), the articles of association or the management regulations as well as annual and semi-annual reports of UBS funds are available in a language required by the local applicable law free of charge from UBS Fund Management (Luxembourg) S.A. and online at ubs.com/funds

Disclaimer

This document is for Professional Clients only. It is not to be distributed to or relied upon by Retail Clients under any circumstances.

The document has not been prepared in line with the FCA requirements designed to promote the independence of investment research and is not subject to any prohibition on dealing ahead of the dissemination of investment research.

The Luxembourg and Irish domiciled funds are recognised scheme under section 264 of the Financial Services and Markets Act 2000. They seek UK Reporting Fund Status. The protections offered by the UK's regulatory system, and compensation under the Financial Services Compensation Scheme, will not be available.

The Switzerland domiciled funds are not recognised under section 264 of the Financial Services and Markets Act and are therefore subject to the restrictions on promotion in section 238 of the Financial Services and Markets Act.

The returns payable to the fund are dependent on payments received by the fund from the swap counterparty under the terms of the relevant swap and, therefore are subject to credit risk of the swap counterparty. In the event that the swap counterparty defaults under the terms of the relevant swap, the funds may suffer a loss.

This material supports the presentation(s) given. It is not intended to be read in isolation and may not provide a full explanation of all the topics that were presented and discussed. Care has been taken to ensure the accuracy of the content, but no responsibility is accepted for any errors or omissions. Please note that past performance is not a guide to the future. The value of investments and the income from them may go down as well as up, and investors may not get back the original amount invested. This document is a marketing communication. Any market or investment views expressed are not intended to be investment research.

The document has not been prepared in line with the FCA requirements designed to promote the independence of investment research and is not subject to any prohibition on dealing ahead of the dissemination of investment research. The information contained in this document should not be considered a recommendation to purchase or sell any particular security and the opinions expressed are those of UBS Asset Management and are subject to change without notice. Furthermore, there can be no assurance that any trends described in this document will continue or that forecasts will occur because economic and market conditions change frequently. This document does not create any legal or contractual obligation with UBS Asset Management. The recipient agrees that this information shall remain strictly confidential where it relates to the Investment Manager's business. The prior consent of UBS Asset Management (UK) Ltd should be obtained prior to the disclosure of commercially sensitive information to a third party (excluding the professional advisors of the recipient). Information reasonably deemed to be commercially sensitive and obtained from UBS Asset Management (UK) Ltd should not be disclosed. This information is supplied with a reasonable expectation that it will not be made public. If you receive a request under the Freedom of Information Act 2000 for information obtained from UBS Asset Management (UK) Ltd we ask that you consult with us. We also request that any information obtained from UBS Asset Management (UK) Ltd in your possession is destroyed as soon as it is no longer required. This document may not be reproduced, redistributed or republished for any purpose without the written permission of UBS AG.

This document is issued by [UBS Asset Management (UK) Ltd] and is intended for limited distribution to the clients and associates of UBS Asset Management. Use or distribution by any other person is prohibited. Copying any part of this publication without the written permission of UBS Asset Management is prohibited. Care has been taken to ensure the accuracy of its content, but no responsibility is accepted for any errors or omissions herein.

More explanations of financial terms can be found at ubs.com/am-glossary

A summary of investor rights in English can be found online at: ubs.com/funds.

More explanations of financial terms can be found at ubs.com/glossary

© UBS 2023. The key symbol and UBS are among the registered and unregistered trademarks of UBS. All rights reserved.