

Sustainable investing

Investing with a gender lens - update 16 | **13 April 2020**

Chief Investment Office GWM

Laura Kane, CFA, CPA, Head Thematic Research Americas, laura.kane@ubs.com; Michelle Laliberte, CFA, Thematic Investment Associate, michelle.laliberte@ubs.com

- Women's role in the workplace is undergoing a dramatic shift. More women are working, and the breadth of knowledge and skills that they are bringing to market is evolving as well. Companies that best utilize female talent stand to benefit.
- Available evidence is supportive of a positive relationship between greater gender diversity and company profitability and stock price performance.
- We provide a list of companies that were screened based on a minimum level of female participation in corporate leadership and that our equity sector strategists view as being fundamentally attractive.



Source: Fotolia

A version of this report is available with specific security recommendations for the US onshore investors. For a copy, please consult your UBS Financial Advisor.

Theme update

In recent years, activist investors have pushed for more gender balance at the board level amid increasing evidence that diverse boards can improve a company's performance. Positive developments have continued so far in 2020, with large financial companies and pension funds continuing to advocate for more women on boards - with one company officially naming it a prerequisite for initial public offerings. Gender-diversity can help executives and board members avoid group think, and can broaden the skillset of critical decision makers. We continue to believe that companies that recognize the benefits of gender diversity in leadership positions will outperform their peers.

In this update we have updated the stock list to reflect our current outlook, and to bring the list's sector allocation in line with CIO's preferences amid a rapidly changing economic environment. The new positioning is reflective of a transition towards a risk-off environment, and is now less exposed to the most cyclical parts of the market. In growth-sensitive sectors, we attempted to mitigate risk with typically more resilient companies relative to their peers.

Introduction

A dramatic shift in women's role in the workplace is underway. Currently, women make up just under half of the workforce in the US, up from just 38% in 1970.¹ Not only are more women working, but the breadth of knowledge and skills that they are bringing to market is evolving as well. In fact, in 2015, among 25- to 34-year-olds, there were 20% more women than men with at least a bachelor's degree.² Women now account for almost half of all students in JD, MBA, and MD programs, up from less than 10% in the 1960s.³

Despite the influx of highly skilled women into the workforce, women remain underrepresented in key leadership positions. Women occupy just 21.2% of S&P 500 board of directors' seats and 26.5% of executive management positions (see Fig. 1).⁴

There are many reasons why gender equality remains elusive in the workplace – ranging from discriminatory practices and cultural biases to the often disproportionate share of childcare and household responsibility that women undertake. But the changing demographics of the talent pool, along with the growing acknowledgment of the need for greater gender parity in the workplace, is starting to shift the balance.

Companies that rise to the challenge of adapting to a changing workforce not only will contribute to reducing inequality but also will best utilize female talent. This brings us to our central question as investment professionals: will those companies that more successfully incorporate women into their organizations offer better returns to shareholders than those that fail to do so?

The answer is not straightforward. However, we argue that available evidence is supportive of a positive impact of greater gender diversity on performance and that investors may benefit from factoring such insights into their investment decisions.

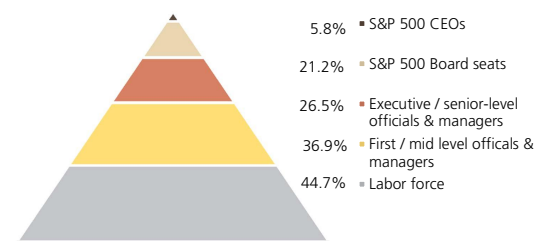
The business case

The “best” person for the job

Skeptics argue that, while they have nothing against the empowerment of women, companies that consistently choose the “best” people, regardless of gender, for management and board positions are most likely to outperform. However, the question of the best person for the job cannot be answered in isolation; instead, it must be considered within the context of the organization or group that the new member will join. What experiences, skills, and knowledge will the next board member or executive manager bring to the table that is not already represented by the incumbents?

Insights from the field of social psychology find important benefits of diversity in group decision making processes. Studies have shown that diverse groups yield superior outcomes with respect to decision making and problem-solving tasks relative to homogeneous groups, which are more vulnerable to “groupthink,” the psychological phe-

Fig. 1: Women are underrepresented in the most senior ranks of S&P 500 companies



Source: Catalyst, Women CEOs of the S&P 500 as of 2020

nomenon whereby the desire for conformity and harmony overrides rational decision making.

A 2010 study of group performance found that groups exhibit a level of *collective intelligence* that can predict their ability to complete a variety of tasks, and this collective intelligence level is more than merely the sum of the people within the group. Interestingly, collective intelligence was found not to be correlated with the average or maximum individual intelligence of group members but with the average social sensitivity of group members, equality in conversational turn-taking, and the number of women in a group. These factors were not mutually exclusive. Female participants scored higher on the social sensitivity measure – which partially explains the positive correlation found between women and group intelligence.⁵

Another study found that informational diversity – the differences in knowledge bases and perspectives arising from education, experience, and expertise – is positively related to group performance, and that the effect was more pronounced when tasks were complex. The same study also showed, however, that higher levels of value diversity – differences among participants’ ideas of what the group’s real task, goal, or mission should be – was positively and significantly related to increased conflict within the group.⁶ So, while diversity of skills and perspectives has the potential to lead to better outcomes, caution must be taken to mitigate conflict that may arise as a result.

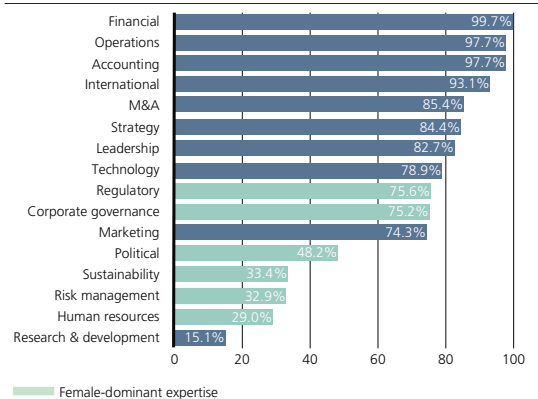
The benefits of diversity in groups can logically be applied to the question of how women may influence the performance of corporate boards and management teams. Women in leadership broaden the diversity of skillsets and perspectives, and also influence the overall functioning of the boards and teams in which they operate.

Skills: increasingly an advantage for women

The underrepresentation of women on corporate boards is often blamed on the shortage of eligible female candidates. Board seats are often filled with former chief executives, and women hold only 5.8% of CEO positions at S&P 500 companies (see Fig. 1). Despite the very small proportion of women with experience in the highest ranks, many women are qualified for board service under a broader set of selection criteria. Compared to male directors, female directors tend to have more university degrees and are more likely to hold advanced degrees. They are also more likely to have strengths in marketing and sales, and to come from international and non-business backgrounds.⁷

Women have the potential to fill skill gaps on boards. A 2015 study examined 16 critical skillsets and found that of the 594 directors appointed to S&P 600 Small Cap boards between 2010 and 2013, the addition of new skills was larger for female than male appointments. In fact, four out of six female director-dominant traits were represented in only a small proportion of the boards studied: human resources (29%), risk management (33%), sustainability (33%), and political/government (48%) as seen in Fig. 2.⁸

Fig. 2: Female- dominant expertise in short supply
Proportions of US boards possessing each expertise, in %



Source: Daehyun Kim, Laura T. Starks, *Gender Diversity and Skill Contribution to Corporate Boards*, forthcoming in American Economic Review, May 2016, UBS

Finally, women tend to possess differentiated leadership skills. McKinsey studies of female leadership qualities found that women (relative to men) tend to more frequently exhibit five of nine leadership behaviors linked to stronger organizational performance. For example, women more frequently demonstrated participative decision making, while men were more apt to employ individualistic decision making.⁹ These differences make the case not only for having more females in managerial positions but also for having them occupy more board seats.

Women bring diversity of experience

Women's life experiences outside of the office are another factor that serves to differentiate their perspective. As more women enter the workforce and earn more income, they are becoming increasingly important players in the economy. It is estimated that women drive over 70% of consumer purchase decisions in the US.¹⁰ As a result, female leaders and board members are likely to be more attuned to consumer spending decisions. It is not surprising that female board representation is highest in consumer-facing sectors.

Strengthening of board functioning and oversight activities

The presence of female directors has been found to positively influence the way boards operate. For example, one study found US firms with a higher representation of women on their boards hold more meetings, have higher attendance rates (not only do women have higher attendance rates, male directors have fewer absences on gender-balanced boards), experience greater participation in decision making, engage in tougher monitoring, and are more likely to replace a CEO when a stock performs poorly.^{11, 12}

The finding that gender-balanced boards engage in more diligent monitoring has been corroborated by a number of other studies. MSCI ESG Research found that developed market companies with gender-balanced boards had fewer cases of bribery, corruption, and fraud.^{13, 14} Further, a study of US companies found that those with a higher representation of women in the top management team faced fewer lawsuits overall, particularly lawsuits related to product liability, environment, medical liability, labor and contracts.¹⁵

The extent to which female directors are able to influence board efficacy is dependent on a number of variables. For example, the failure to include a *critical mass* of women may reduce the benefits of diversity. A study of US companies found that once a board includes at least three women directors, the women directors no longer represent the "woman's point of view," and directors notice the women directors' opinions rather than their gender.¹⁶ At this threshold of female representation, women are no longer viewed as outsiders and their opinions are given equal consideration in boardroom discussions.

The investment case

Our analysis so far is supportive of the business case for having a greater representation of women in leadership positions, whether at the board or senior executive level. And the notion that it is fair for women to be better represented on corporate boards and in executive management is no longer controversial. But, should investors expect higher returns from companies with greater gender parity in their upper echelons?

The bottom line: Does gender diversity improve profitability?

A key consideration in assessing whether gender-balanced companies will outperform over the long term is the potential link between gender diversity and firm profitability. The positive effects of diversity on board operations (such as increased monitoring and wider skill variety) have the potential to increase profitability through loss prevention and enhanced strategic decision making. In fact, a 2016 study from the Peterson Institute for International Economics found a substantial correlation between the presence of women on corporate boards and in the C-suite and firm performance. For profitable firms, a move from no female leaders to 30% representation is associated with a 15% increase in the net revenue.¹⁷

Other studies have found a similarly positive relationship between gender diversity and firm profitability. For example, a 2011 Catalyst study found that US companies with three or more women on their boards delivered a higher return on sales, return on invested capital, and return on equity compared to those companies with zero women on their boards.¹⁸ Our own research yielded a similar result: We found that, in the US, Russell 1000 companies with women making up at least 20% of the board and senior management had higher profitability across various metrics relative to their less gender-diverse peers (see Fig. 4).

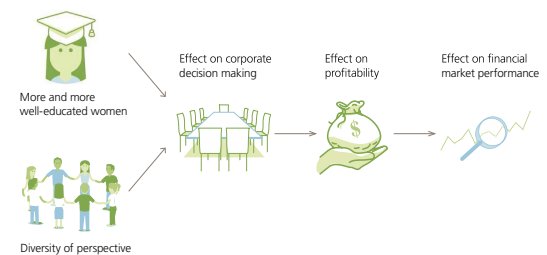
But there is a chicken and egg problem at work here. Isolating women as the cause of outperformance is a difficult task that involves disentangling the “female factor” from a host of other variables that may lead to financial outperformance. Studies that attempted to correct for this problem have yielded inconclusive results. What we can state with some degree of confidence is that greater female representation in corporate leadership is *associated* with higher profitability.

Gender balance: an indicator of future returns?

Regardless of causal links, at the end of the day, what matters for investors is whether gender balance is an indicator of future stock returns. Fortunately, considerable research has addressed this question.

A greater proportion of female executives and directors has generally been found to correlate with higher returns. While women in leadership may not necessarily be the direct cause of outperformance, gender balance may be a reliable proxy indicator for better-performing companies. For example, it may be that female leaders are effective at choosing to work for more successful companies. Or a strong and inclusive corporate culture may lead to better results and better

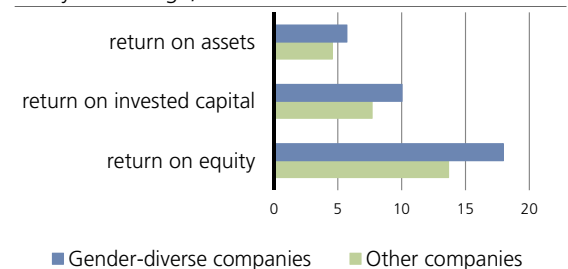
Fig. 3: How gender diversity may influence investment returns



Source: UBS

Fig 4: Gender-diverse companies exhibit higher profitability

Five-year average, in %



Note: Based on Russell 1000 companies. Gender-diverse companies defined as at least 20% women on the board and in senior management. Source: UBS, Bloomberg as of 1 April 2020

female representation in senior leadership. Finally, the causality may even be reversed with well-performing companies having more flexibility to focus on diversity initiatives.

UBS CIO conducted a regression analysis of returns over a six-year period, 2010-2015, to independently assess whether more gender-balanced S&P 500 companies outperformed the broader market. We attempted to control for size, style, and sector biases, since larger companies and consumer-facing businesses, for example, tend to have more female directors.

Gender-balanced companies yielded positive outperformance after controlling for company size and style. This held true across different stock weighting schemes. In particular, when taking sector effects into account, results were also positive. While the results were not statistically significant, they seem to suggest at least some positive relationship between gender-balanced companies and financial returns. S&P 500 companies with at least 3 women on the board or 30% in executive management at the time of the study, outperformed the broader US equity market on a market-cap weighted, equal weighted, and a sector neutral basis.

Such results are quite common. A Credit Suisse study of 2,360 companies globally found that companies with at least one female director outperformed those with none. However, the overwhelming majority of the outperformance was in the post-2008 crisis period, meaning that stocks with a greater degree of gender diversification appear to be more defensive and may not outperform in cyclical upturns.¹⁹ This suggests that the time period under study may influence findings as the performance of different companies varies throughout the business and financial market cycle.

While a causal relationship between women in leadership and higher returns is difficult to establish, some indications do exist. For instance, studies focused on dividend payout policy lend some credibility to the claim that diversity at the board level can enhance total returns. Unlike studies of firm performance which may be influenced by a number of external factors, dividend payout policy is a directly measurable corporate decision that is approved by the board of directors.

Investing with a gender lens

We distinguish between three different approaches that investors can rely on to invest with a gender lens within listed financial markets. In practice, these are not mutually exclusive but rather can be combined.

1) Screening for companies based on their gender diversity performance.

First, investors can construct a portfolio consisting of corporate securities (stocks or bonds) that meet certain minimum criteria with respect to female participation in leadership positions. Such screens may be based on female participation on the board of directors and/or executive management. They may be expressed as a minimum percentage or a minimum number. With available tools and databases, such numeric screens have become quite straightforward to run. Investors wishing to incorporate additional qualitative factors, such as female-friendly human resource policies and corporate culture, may have to rely on greater knowledge of the underlying companies, often through a professional investment manager.

The **list of gender-based screened companies** included in this report relies on such an approach. To derive this list, we start from the universe of stocks that are ranked Most Preferred or Bellwether by CIO WM equity sector strategists (see Fig. 5). If a sector is not covered by a CIO WM equity sector strategist, we will include stocks that are rated Buy or Neutral by UBS Investment Research. In a second step, we applied a screen to this universe that selected companies with at least three women on their board or at least 30% women in their executive management team. In a third step, we made adjustments to the list to align with our equity sector strategy views.

We would like to point out that given its construction methodology, the relative performance of this stock list is likely to be influenced at least as much by the quality of the equity selection conducted by our sector strategists as by the mere application of the gender lens screen.

2) Shareholder engagement on gender diversity.

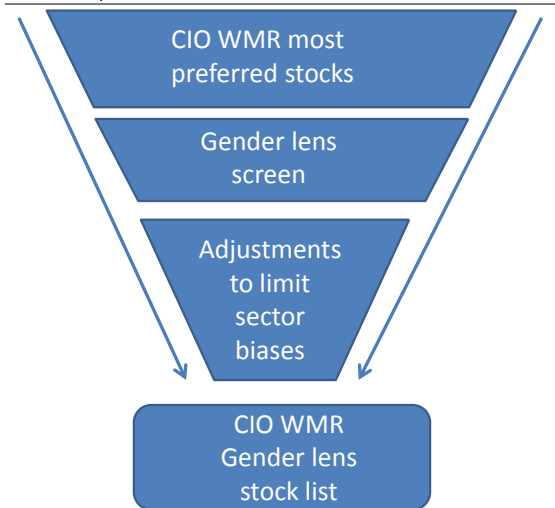
Investors may find that companies that they deem attractive on other grounds do not meet their standards as far as gender diversity is concerned. Rather than eliminating such companies from their portfolios, an alternative approach involves remaining invested but seeking to effect change through shareholder engagement.

Female representation in boards and senior management is in fact a significant area of engagement activities. The Interfaith Center on Corporate Responsibility (ICCR) estimates that in 2018, diversity and inclusiveness resolutions became the second most popular proxy filing category. Twenty of the filings dealt with workplace diversity, while another eleven addressed the lack of diversity in boardrooms. For the second consecutive year, investors filed on the gender and racial pay gap prevalent in most US workplaces.

For private investors, shareholder engagement is typically delegated to the investment managers represented in the individual's portfolio.

Fig 5: Gender lens investing list

Creation process



Source: UBS

3) Integrating gender diversity into a broader sustainable investing framework.

Rather than focusing exclusively on gender diversity, sustainability-oriented investors may instead decide to incorporate diversity alongside other environmental, social and governance (ESG) criteria as part of their investment framework. This holistic approach is the hallmark of specialized ESG or sustainable investment managers, but increasingly also of traditional managers who see value in integrating sustainability factors into their security selection.

Appendix

Disclaimer

UBS Chief Investment Office's ("CIO") investment views are prepared and published by the Global Wealth Management business of UBS Switzerland AG (regulated by FINMA in Switzerland) or its affiliates ("UBS").

The investment views have been prepared in accordance with legal requirements designed to promote **the independence of investment research**.

Generic investment research – Risk information:

This publication is **for your information only** and is not intended as an offer, or a solicitation of an offer, to buy or sell any investment or other specific product. The analysis contained herein does not constitute a personal recommendation or take into account the particular investment objectives, investment strategies, financial situation and needs of any specific recipient. It is based on numerous assumptions. Different assumptions could result in materially different results. Certain services and products are subject to legal restrictions and cannot be offered worldwide on an unrestricted basis and/or may not be eligible for sale to all investors. All information and opinions expressed in this document were obtained from sources believed to be reliable and in good faith, but no representation or warranty, express or implied, is made as to its accuracy or completeness (other than disclosures relating to UBS). All information and opinions as well as any forecasts, estimates and market prices indicated are current as of the date of this report, and are subject to change without notice. Opinions expressed herein may differ or be contrary to those expressed by other business areas or divisions of UBS as a result of using different assumptions and/or criteria.

In no circumstances may this document or any of the information (including any forecast, value, index or other calculated amount ("Values")) be used for any of the following purposes (i) valuation or accounting purposes; (ii) to determine the amounts due or payable, the price or the value of any financial instrument or financial contract; or (iii) to measure the performance of any financial instrument including, without limitation, for the purpose of tracking the return or performance of any Value or of defining the asset allocation of portfolio or of computing performance fees. By receiving this document and the information you will be deemed to represent and warrant to UBS that you will not use this document or otherwise rely on any of the information for any of the above purposes. UBS and any of its directors or employees may be entitled at any time to hold long or short positions in investment instruments referred to herein, carry out transactions involving relevant investment instruments in the capacity of principal or agent, or provide any other services or have officers, who serve as directors, either to/for the issuer, the investment instrument itself or to/for any company commercially or financially affiliated to such issuers. At any time, investment decisions (including whether to buy, sell or hold securities) made by UBS and its employees may differ from or be contrary to the opinions expressed in UBS research publications. Some investments may not be readily realizable since the market in the securities is illiquid and therefore valuing the investment and identifying the risk to which you are exposed may be difficult to quantify. UBS relies on information barriers to control the flow of information contained in one or more areas within UBS, into other areas, units, divisions or affiliates of UBS. Futures and options trading is not suitable for every investor as there is a substantial risk of loss, and losses in excess of an initial investment may occur. Past performance of an investment is no guarantee for its future performance. Additional information will be made available upon request. Some investments may be subject to sudden and large falls in value and on realization you may receive back less than you invested or may be required to pay more. Changes in foreign exchange rates may have an adverse effect on the price, value or income of an investment. The analyst(s) responsible for the preparation of this report may interact with trading desk personnel, sales personnel and other constituencies for the purpose of gathering, synthesizing and interpreting market information.

Tax treatment depends on the individual circumstances and may be subject to change in the future. UBS does not provide legal or tax advice and makes no representations as to the tax treatment of assets or the investment returns thereon both in general or with reference to specific client's circumstances and needs. We are of necessity unable to take into account the particular investment objectives, financial situation and needs of our individual clients and we would recommend that you take financial and/or tax advice as to the implications (including tax) of investing in any of the products mentioned herein. This material may not be reproduced or copies circulated without prior authority of UBS. Unless otherwise agreed in writing UBS expressly prohibits the distribution and transfer of this material to third parties for any reason. UBS accepts no liability whatsoever for any claims or lawsuits from any third parties arising from the use or distribution of this material. This report is for distribution only under such circumstances as may be permitted by applicable law. For information on the ways in which CIO manages conflicts and maintains independence of its investment views and publication offering, and research and rating methodologies, please visit www.ubs.com/research. Additional information on the relevant authors

Appendix

of this publication and other CIO publication(s) referenced in this report; and copies of any past reports on this topic; are available upon request from your client advisor.

Important Information about Sustainable Investing Strategies: Sustainable investing strategies aim to consider and incorporate environmental, social and governance (ESG) factors into investment process and portfolio construction. Strategies across geographies and styles approach ESG analysis and incorporate the findings in a variety of ways. Incorporating ESG factors or Sustainable Investing considerations may inhibit the portfolio manager's ability to participate in certain investment opportunities that otherwise would be consistent with its investment objective and other principal investment strategies. The returns on a portfolio consisting primarily of sustainable investments may be lower or higher than portfolios where ESG factors, exclusions, or other sustainability issues are not considered by the portfolio manager, and the investment opportunities available to such portfolios may differ. Companies may not necessarily meet high performance standards on all aspects of ESG or sustainable investing issues; there is also no guarantee that any company will meet expectations in connection with corporate responsibility, sustainability, and/or impact performance.

Distributed to US persons by UBS Financial Services Inc. or UBS Securities LLC, subsidiaries of UBS AG. UBS Switzerland AG, UBS Europe SE, UBS Bank, S.A., UBS Brasil Administradora de Valores Mobiliarios Ltda, UBS Asesores Mexico, S.A. de C.V., UBS Securities Japan Co., Ltd, UBS Wealth Management Israel Ltd and UBS Menkul Degerler AS are affiliates of UBS AG. UBS Financial Services Incorporated of Puerto Rico is a subsidiary of UBS Financial Services Inc. **UBS Financial Services Inc. accepts responsibility for the content of a report prepared by a non- US affiliate when it distributes reports to US persons. All transactions by a US person in the securities mentioned in this report should be effected through a US- registered broker dealer affiliated with UBS, and not through a non- US affiliate. The contents of this report have not been and will not be approved by any securities or investment authority in the United States or elsewhere. UBS Financial Services Inc. is not acting as a municipal advisor to any municipal entity or obligated person within the meaning of Section 15B of the Securities Exchange Act (the "Municipal Advisor Rule") and the opinions or views contained herein are not intended to be, and do not constitute, advice within the meaning of the Municipal Advisor Rule.**

External Asset Managers / External Financial Consultants: In case this research or publication is provided to an External Asset Manager or an External Financial Consultant, UBS expressly prohibits that it is redistributed by the External Asset Manager or the External Financial Consultant and is made available to their clients and/or third parties. For country disclosures, [click here](#).

Number 06/2019. CIO82652744

© UBS 2020. The key symbol and UBS are among the registered and unregistered trademarks of UBS. All rights reserved.