

# Macro Monthly

For global professional / qualified / institutional clients and investors and US retail clients and investors.  
For marketing purposes.

UBS Asset Management | Economic insights and asset class attractiveness  
November 2018



**Evan Brown**

Head of Macro Asset Allocation Strategy,  
Investment Solutions

**Roland Czerniawski**

Asset Allocation Analyst,  
Investment Solutions

## A higher volatility regime

### Highlights

- Markets have entered a higher volatility regime as Fed tightening, end-of-cycle concerns and geopolitics come into play
- Higher volatility demands careful risk management and by definition offers more tactical trading opportunities, but in our view it does not necessarily mean investors should significantly reduce overall equity exposure
- Bear markets (>20% drawdowns) are rare outside of recessions; at this point, a US recession over the coming year is not our base case
- We remain focused on leading economic data and credit spreads for signs that a genuine turn in the cycle is imminent

In our inaugural Asset Allocation Quarterly, we named 'higher volatility' a core investment theme for coming months. Specifically, we said 'as the cycle matures, the range of potential growth, inflation and interest rate outcomes is broadening from the very narrow range investors have been used to for much of the past decade post-financial crisis.' The sharp rise in market volatility in October was a particularly acute illustration of this changing environment. And while we do expect volatility to calm somewhat from elevated levels over coming weeks, we also think the overall 'volatility regime' will be structurally higher than what investors have been used to over recent years. This does not mean we are of the view a bear market has begun—we do not think it has. But October's price action is a reminder that returns in multi-asset portfolios are likely to be more muted on a risk-adjusted basis, and portfolio management will probably require more tactical positioning as we move into the late stages of the economic cycle. In this Macro Monthly we discuss our views on recent market volatility, why we believe we are in a higher volatility regime, and how we are navigating this environment in our portfolios.

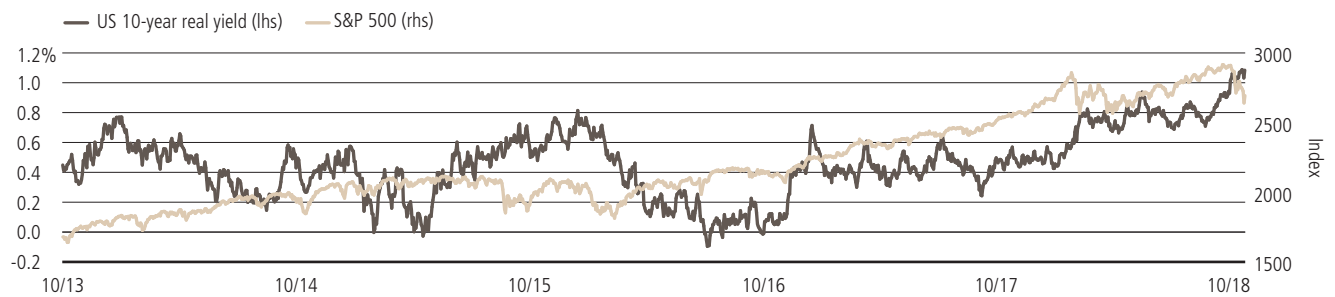
### What happened?

Since reaching an all-time closing high on September 20th, the S&P 500 underwent a 10% correction, bringing year-to-date performance flat for the year. Global equity markets have fallen largely in line, although most major indices outside of the U.S. were already down year-to-date, pressured by moderating ex-US growth, associated concerns of China's deleveraging, and perceptions that trade tensions will weigh on exports and company earnings. The proximate catalyst for the sell-off was a sharp rise in US 10-year Treasury yields (about 40 bps over 6 weeks), driven largely by more hawkish guidance from the US Federal Reserve. In particular, it was the

breakout in 10-year real, or inflation-adjusted, yields to 5-year highs which began to challenge market valuations and assumptions about how high interest rates can go (Exhibit 1). More recently, concerns about 'peak earnings' and fears that this long economic expansion will soon come to an end have added to the selling pressure. While Q3 earnings and guidance have not been particularly negative, the smaller proportion of revenue beats relative to recent quarters and commentary on rising labor and raw material input costs have led to a reassessment of the multiple investors are willing to pay for future earnings estimates. And in the background, US-China trade concerns, US political uncertainty and tensions between Italy's populist government and the EU have all contributed to shaky markets.

**Exhibit 1: Real yields breaking out of a 5-year range a key catalyst for the equity sell-off**

US 10-year real yields and S&P 500



Sources: UBS Asset Management, Macrobond. Data as of October 25, 2018.

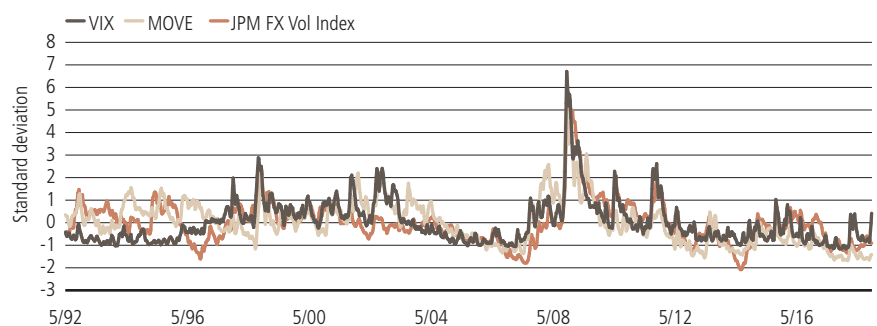
**Entering a higher volatility regime**

But the overarching picture here is that market volatility has been suppressed by low macro variability (growth and inflation) and accommodative monetary policy for years, and that pressure is now starting to release (Exhibit 2). As central banks remove accommodation and the uncertainty over growth and inflation rises, markets will naturally become jumpier as they price in a wider variety of future outcomes. With the unemployment rate the lowest it has been in 50 years, the market must price some probability of an acceleration in inflation, just as it must also price in some possibility of a sharp downturn. And the Fed has the unenviable job of threading the needle to engineer a soft landing.

The Fed's job gets more difficult the more it progresses in this tightening cycle and comes close to unobservable variables like R\*, the real short term interest rate that should prevail when the economy is at equilibrium, and markets must price in that uncertainty. Exhibit 3 shows how historically equity market volatility has tended to lag the start of Fed tightening cycles by a couple of years. In truth, the objective of tightening monetary policy is indeed to also tighten broader financial conditions, thereby ensuring the economy and

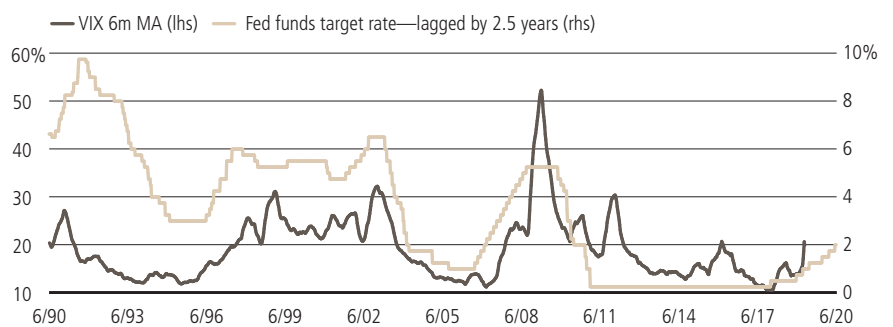
**Exhibit 2: Volatility has been below historical averages for much of the post-crisis recovery**

Normalized volatility indices (3-week moving average)



Sources: UBS Asset Management, Bloomberg LLC. Data as of October 26, 2018.

**Exhibit 3: The VIX has lagged the start of Fed tightening cycles by about 2.5 years**



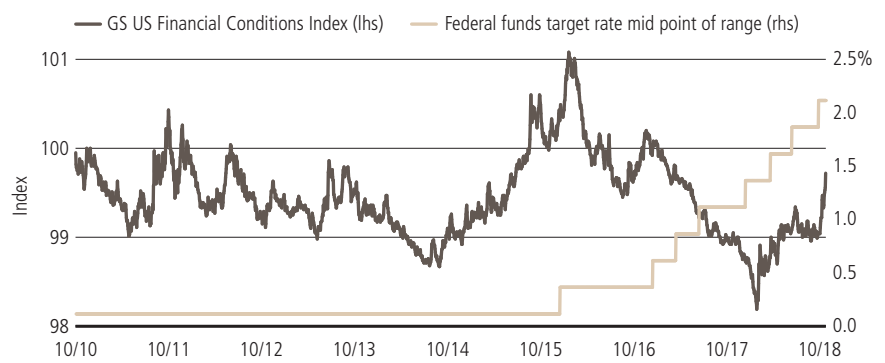
Sources: UBS Asset Management, Bloomberg LLC. Data as of October 25, 2018.

financial markets do not overheat. Exhibit 4 shows how for much of this Fed tightening cycle, broad financial conditions have actually eased. With the latest spread of financial stress, one could argue the Fed is now finally achieving its goals. But fears of a Fed policy mistake will rise the more the Fed continues on its rate path, if not matched by a still strong economy. And there are few signs that geopolitical concerns are going away, with US-China tensions broadening more explicitly from the trade deficit to concerns about security and geopolitics. In short, we believe that genuine uncertainties on the macroeconomic outlook will stay with us, and markets will likely remain bumpy trying to price all of these factors in.

**Where do we go from here?**

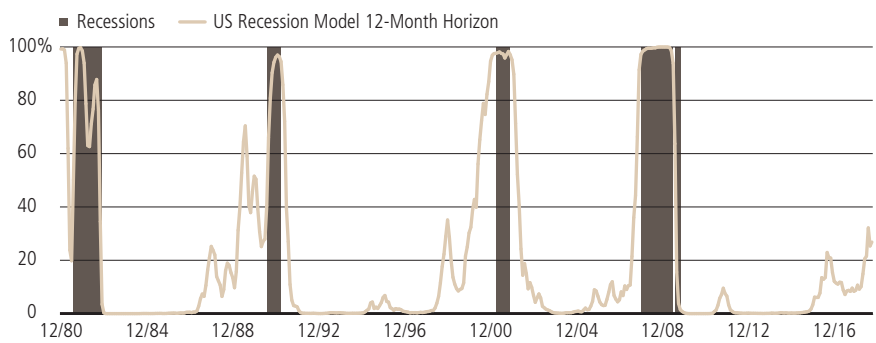
While markets will likely show more volatility, we are of the view that we are closer to the end of this drawdown than the beginning. While 10% corrections in the S&P 500 are quite common historically, it is rare to have a bear market (greater than 20% drawdown) outside of recessions. Since 1970, there has only been one S&P 500 bear market outside of a recession, which was Black Monday, October 19th 1987. At this point, most leading economic indicators in the US are still robust, and our proprietary recession probability model (Exhibit 5) signals about a 1 in 4 chance of a recession over the next 12 months—not negligible, but not our base case. In the meantime, China’s authorities have announced a series of monetary, fiscal and regulatory easing measures which should cushion the world’s second largest economy and have stabilizing knock-on effects for trade-sensitive economies from emerging markets to Europe. As the evidence of these measures begins to take hold in the data over coming months, we’d expect markets to stabilize. So while further declines in the S&P 500 are quite possible, we do not at this point expect a 20% bear market or worse. In our view, this will end up being a re-pricing, as opposed to the beginning of the end of the economic cycle. Our judgment would change if US and global economic data show genuine signs of deterioration, or if credit spreads (typically a leading indicator for a turn in the economic cycle), start to widen out much more severely.

**Exhibit 4: Financial conditions are only now beginning to tighten**



Sources: UBS Asset Management, Macrobond. Data as of October 25, 2018.

**Exhibit 5: Odds of US recession within 12 months are still moderate**



Sources: UBS Asset Management, Macrobond. Data as of October 26, 2018.

**Exhibit 6: Historical S&P 500 drawdowns suggest 20%+ bear markets are rare outside of recessions**

S&P 500 drawdowns since 1929	S&P 500 drawdowns since 1929			Median depth	Median length (months)	Median to trough (months)	Median recovery (months)
	10%+	20%+	25%+				
Recession	10	8	7	-31.6%	24	13	12
No Recession	11	3	1	-14.2%	5	2	4

Sources: UBS Asset Management, Bloomberg LLC. Data as of October 25, 2018.

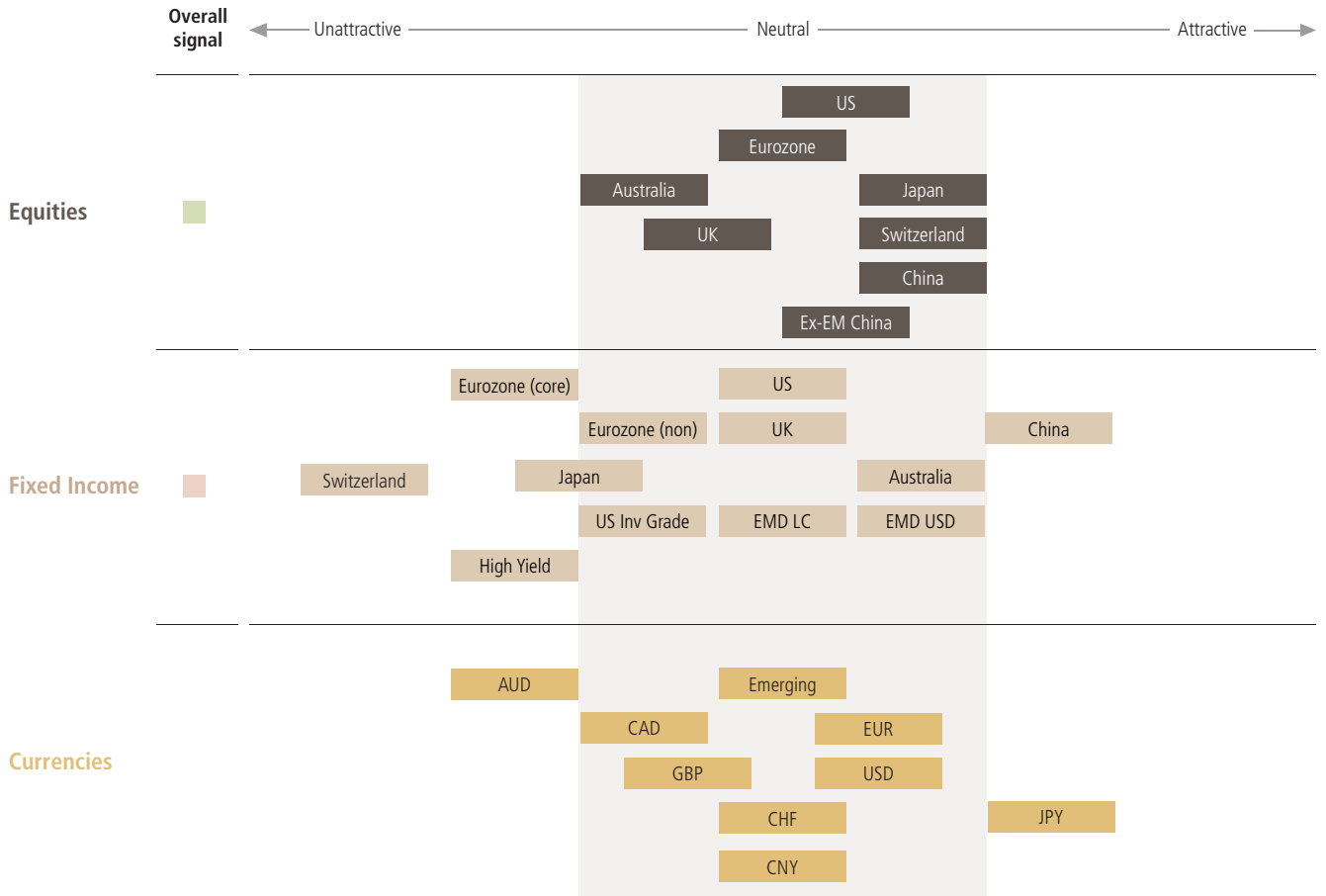
**The bottom line: Asset allocation**

Higher volatility demands careful risk management and potentially more tactical exposure, as opposed to less active buy and hold strategies in equities and bonds. But it does not imply going underweight equities, providing this above-trend growth phase of the global economic cycle is still intact—and this remains our base case. The sharp derating of equities is likely to create opportunities to buy US equities given a still solid economic and earnings backdrop, emerging market equities given attractive valuations (while mindful of the interaction between trade tensions and China’s fiscal stimulus), and Japanese stocks on supportive domestic reforms and reflation. We retain our underweight in US high yield in case we are wrong about the economic cycle and are overweight the Japanese yen to protect against further flights to safety.










Overall signal = Positive ← → Negative

### Asset class attractiveness

The chart below shows the views of our Asset Allocation team on overall asset class attractiveness, as well as the relative attractiveness within equities, fixed income and currencies, as of October 31, 2018.



Source: UBS Asset Management Investment Solutions Asset Allocation team as at October 31, 2018. Views are provided on the basis of a 3-12 month investment horizon, are not necessarily reflective of actual portfolio positioning and are subject to change. For illustrative purposes only.

Asset Class	Overall signal	UBS Asset Management's viewpoint
<b>US Equities</b>		<ul style="list-style-type: none"> <li>While the US economic cycle is mature, consumer spending and stimulative fiscal policy provide support for growth. The length of the cycle will depend on whether productivity growth can continue to move higher off the lows of 2016.</li> <li>Stronger-than-expected corporate earnings growth, rising M&amp;A, improving manufacturing activity and increasing capital returns to shareholders are likely to remain key supports in the coming months. The recent derating of the US equity market has created value assuming this above-trend growth phase of the economic cycle still has legs, which we think it does.</li> </ul>
<b>Global (Ex-US) Equities</b>		<ul style="list-style-type: none"> <li>In Europe, the increased risk premium prompted by recent political developments in peripheral Europe will likely constrain upside potential until more clarity emerges around the relationship between Italy's populist government and the European Commission. Despite these short-term headwinds, our longer-term base case remains positive, supported by decent demand growth, and the potential support to earnings from balance sheet optimization.</li> <li>With political uncertainties around Abe's re-election gone, we view Japanese equities as attractive. Ongoing structural reforms support a higher rating while building economic momentum suggests the outlook for profits growth is stronger than markets are currently discounting.</li> </ul>
<b>Emerging Markets (EM) Equities including China</b>		<ul style="list-style-type: none"> <li>Emerging market equities have struggled in recent months in the face of a strengthening USD, rising USD funding rates and rising geopolitical risks. We do not dispute that these factors present headwinds. But in aggregate fundamental conditions remain relatively robust and the recent share price weakness across EM feels out of kilter with these fundamentals.</li> <li>We no longer have a clear preference for Asia (ex China) within the broader EM universe. In our view, attractive valuations are now at least partially countered by vulnerability to any escalation in the US/China trade war.</li> <li>We remain broadly positive on China. Any broadening of the current trade standoff with the US is likely to hamper Chinese growth, but a gradual economic slowdown is already priced in and the Chinese authorities have already shown themselves willing to provide monetary, fiscal and regulatory support to help smooth the ongoing economic transition. Chinese equities still trade at a PE discount to other markets and further market liberalization could prompt a rerating as international capital starts to flow into Chinese assets following the inclusion of onshore Chinese equities in MSCI's widely followed EM equity indices.</li> </ul>
<b>US Bonds</b>		<ul style="list-style-type: none"> <li>After recent repricing of the Fed's outlook, US Treasury yields are now much closer to fair value. US Treasury yields remain low by historical standards, but look attractive relative to most other developed government bond markets on an unhedged basis. In the absence of a material pickup in inflation or term premium, yields are likely to remain range bound. Our overall assessment is neutral.</li> </ul>
<b>Global (Ex-US) Bonds</b>		<ul style="list-style-type: none"> <li>In aggregate, we see global sovereign bonds outside of the US as unattractive. The ECB has committed to low rates into next year, so we see limited opportunity in Europe.</li> <li>Swiss bonds continue to look very overvalued and in our view they have an increasingly asymmetric risk profile. The Swiss economy is relatively strong and we see Swiss bonds as vulnerable to attempts to normalise monetary policy by a Swiss National Bank increasingly concerned by the strength of the housing market.</li> <li>Elsewhere we are more positive on Australian and Canadian duration on a relative basis. In our view, both economies are vulnerable to a housing market correction after very strong recent performance.</li> </ul>
<b>Investment Grade (IG) Corporate Debt</b>		<ul style="list-style-type: none"> <li>Geopolitical turmoil and trade issues have spilled over into the credit markets, causing IG spreads to widen slightly in recent months. Although we do not believe that a sharp demand slowdown is imminent, we retain a neutral view on credit.</li> </ul>
<b>High Yield Bonds</b>		<ul style="list-style-type: none"> <li>Current default rates in high yield are very low by historical standards. Given the relatively positive economic backdrop, we do not expect any material pickup in US corporate debt defaults in the near term. However, while spreads have widened in recent weeks, we do not yet view the risk/reward as attractive.</li> </ul>
<b>Emerging Markets Debt</b> US dollar Local currency		<ul style="list-style-type: none"> <li>Spreads on EM debt relative to US treasuries have widened substantially in the face of higher geopolitical risks, a strengthening USD and higher USD funding rates – sparking particular fears for EM countries with large external funding requirements. This sell-off is probably overdone at least in the hard currency space where average rating is BB+ compared to B+ for the US higher yield while EM sovereign spreads are wider. We remain neutral for local currency bonds as long as we don't expect a significant near-term rebound in Chinese economic activity.</li> </ul>
<b>Chinese Bonds</b>		<ul style="list-style-type: none"> <li>China has the third (soon the second) largest fixed income market in the world. Chinese bonds have the highest nominal yields among the 10 largest fixed income markets, yet have delivered the strongest risk-adjusted returns of this group over both 5 and 10 years. Slowing economic growth and inclusion to the Bloomberg Barclays Global Aggregate index next year should push yields down during the next 3-12 months.</li> </ul>
<b>Currency</b>		<ul style="list-style-type: none"> <li>The rise in US yields provides support for USD, but as signs of stimulus from China begin to take hold, we expect ex-US growth to stabilize. Over time, we anticipate capital will flow from the US into earlier-cycle economies, especially as the USD remains somewhat expensive on a real trade-weighted basis. Elsewhere, we continue to see strong valuation support for the JPY.</li> </ul>

**For marketing and information purposes by UBS. For global professional / qualified / institutional clients and investors and US retail clients and investors.**

This document does not replace portfolio and fund-specific materials. Commentary is at a macro or strategy level and is not with reference to any registered or other mutual fund.

**Americas**

The views expressed are a general guide to the views of UBS Asset Management as of October 31, 2018. The information contained herein should not be considered a recommendation to purchase or sell securities or any particular strategy or fund. Commentary is at a macro level and is not with reference to any investment strategy, product or fund offered by UBS Asset Management. The information contained herein does not constitute investment research, has not been prepared in line with the requirements of any jurisdiction designed to promote the independence of investment research and is not subject to any prohibition on dealing ahead of the dissemination of investment research. The information and opinions contained in this document have been compiled or arrived at based upon information obtained from sources believed to be reliable and in good faith. All such information and opinions are subject to change without notice. Care has been taken to ensure its accuracy but no responsibility is accepted for any errors or omissions herein. A number of the comments in this document are based on current expectations and are considered "forward-looking statements." Actual future results, however, may prove to be different from expectations. The opinions expressed are a reflection of UBS Asset Management's best judgment at the time this document was compiled, and any obligation to update or alter forward-looking statements as a result of new information, future events or otherwise is disclaimed. Furthermore, these views are not intended to predict or guarantee the future performance of any individual security, asset class or market generally, nor are they intended to predict the future performance of any UBS Asset Management account, portfolio or fund.

**EMEA**

The information and opinions contained in this document have been compiled or arrived at based upon information obtained from sources believed to be reliable and in good faith, but is not guaranteed as being accurate, nor is it a complete statement or summary of the securities, markets or developments referred to in the document. UBS AG and / or other members of the UBS Group may have a position in and may make a purchase and / or sale of any of the securities or other financial instruments mentioned in this document. Before investing in a product please read the latest prospectus carefully and thoroughly. Units of UBS funds mentioned herein may not be eligible for sale in all jurisdictions or to certain categories of investors and may not be offered, sold or delivered in the United States. The information mentioned herein is not intended to be construed as a solicitation or an offer to buy or sell any securities or related financial instruments. Past performance is not a reliable indicator of future results. The performance shown does not take account of any commissions and costs charged when subscribing to and redeeming units. Commissions and costs have a negative impact on performance. If the currency of a financial product or financial service is different from your reference currency, the return can increase or decrease as a result of currency fluctuations. This information pays no regard to the specific or future investment objectives, financial or tax situation or particular needs of any specific recipient. The details and opinions contained in this document are provided by UBS without any guarantee or warranty and are for the recipient's personal use and information purposes only. This document may not be reproduced, redistributed or republished for any purpose without the written permission of UBS AG. This document contains statements that constitute "forward-looking statements", including, but not limited to, statements relating to our future business development. While these forward-looking statements represent our judgments and future expectations concerning the development of our business, a number of risks, uncertainties and other important factors could cause actual developments and results to differ materially from our expectations.

**UK**

Issued in the UK by UBS Asset Management (UK) Ltd. Authorised and regulated by the Financial Conduct Authority.

**APAC**

This document and its contents have not been reviewed by, delivered to or registered with any regulatory or other relevant authority in APAC. This document is for informational purposes and should not be construed as an offer or invitation to the public, direct or indirect, to buy or sell securities. This document is intended for limited distribution and only to the extent permitted under applicable laws in your jurisdiction. No representations are made with respect to the eligibility of any recipients of this document to acquire interests in securities under the laws of your jurisdiction. Using, copying, redistributing or republishing any part of this document without prior written permission from UBS Asset Management is prohibited. Any statements made regarding investment performance objectives, risk and/or return targets shall not constitute a representation or warranty that such objectives or expectations will be achieved or risks are fully disclosed. The information and opinions contained in this document is based upon information obtained from sources believed to be reliable and in good faith but no responsibility is accepted for any misrepresentation, errors or omissions. All such information and opinions are subject to change without notice. A number of comments in this document are based on current expectations and are considered "forward-looking statements". Actual future results may prove to be different from expectations and any unforeseen risk or event may arise in the future. The opinions expressed are a reflection of UBS Asset Management's judgment at the time this document is compiled and any obligation to update or alter forward-looking statements as a result of new information, future events, or otherwise is disclaimed. You are advised to exercise caution in relation to this document. The information in this document does not constitute advice and does not take into consideration your investment objectives, legal, financial or tax situation or particular needs in any other respect. Investors should be aware that past performance of investment is not necessarily indicative of future performance. Potential for profit is accompanied by possibility of loss. If you are in any doubt about any of the contents of this document, you should obtain independent professional advice.

**Australia**

This document is provided by UBS Asset Management (Australia) Ltd, ABN 31 003 146 290 and AFS License No. 222605.

**China**

The securities may not be offered or sold directly or indirectly in the People's Republic of China (the "PRC"). Neither this document or information contained or incorporated by reference herein relating to the securities, which have not been and will not be submitted to or approved/verified by or registered with the China Securities Regulatory Commission ("CSRC") or other relevant governmental authorities in the PRC pursuant to relevant laws and regulations, may be supplied to the public in the PRC or used in connection with any offer for the subscription or sale of the Securities in the PRC. The securities may only be offered or sold to the PRC investors that are authorized to engage in the purchase of Securities of the type being offered or sold. PRC investors are responsible for obtaining all relevant government regulatory approvals/licenses, verification and/or registrations themselves, including, but not limited to, any which may be required from the CSRC, the State Administration of Foreign Exchange and/or the China Banking Regulatory Commission, and complying with all relevant PRC regulations, including, but not limited to, all relevant foreign exchange regulations and/or foreign investment regulations.

**Hong Kong**

This document and its contents have not been reviewed by any regulatory authority in Hong Kong. No person may issue any invitation, advertisement or other document relating to the Interests whether in Hong Kong or elsewhere, which is directed at, or the contents of which are likely to be accessed or read by, the public in Hong Kong (except if permitted to do so under the securities laws of Hong Kong) other than with respect to the Interests which are or are intended to be disposed of only to persons outside Hong Kong or only to "professional investors" within the meaning of the Securities and Futures Ordinance (Cap. 571) and the Securities and Futures (Professional Investor) Rules made thereunder.

**Japan**

This document is for informational purposes only and is not intended as an offer or a solicitation to buy or sell any specific financial products, or to provide any investment advisory/management services.

**Korea**

The securities may not be offered, sold and delivered directly or indirectly, or offered or sold to any person for re-offering or resale, directly or indirectly, in Korea or to any resident of Korea except pursuant to the applicable laws and regulations of Korea, including the Capital Market and Financial Investment Business Act and the Foreign Exchange Transaction Law of Korea, the presidential decrees and regulations thereunder and any other applicable laws, regulations or rules of Korea. UBS Asset Management has not been registered with the Financial Services Commission of Korea for a public offering in Korea nor has it been registered with the Financial Services Commission for distribution to non-qualified investors in Korea.

**Malaysia**

This document is sent to you, at your request, merely for information purposes only. No invitation or offer to subscribe or purchase securities is made by UBS Asset Management as the prior approval of the Securities Commission of Malaysia or other regulatory authorities of Malaysia have not been obtained. No prospectus has or will be filed or registered with the Securities Commission of Malaysia.

**Singapore**

This document has not been registered with the Monetary Authority of Singapore pursuant to the exemption under Section 304 of the SFA. Accordingly, this document may not be circulated or distributed, nor may the Securities be offered or sold, whether directly or indirectly, to any person in Singapore other than (i) to an institutional investor pursuant to Section 304 of the SFA.

**Taiwan**

This document and its contents have not been reviewed by, delivered to or registered with any regulatory or other relevant authority in the Republic of China (R.O.C.). This document is for informational purposes and should not be construed as an offer or invitation to the public, direct or indirect, to buy or sell securities. This document is intended for limited distribution and only to the extent permitted under applicable laws in the Republic of China (R.O.C.). No representations are made with respect to the eligibility of any recipients of this document to acquire interests in securities under the laws of the Republic of China (R.O.C.).

Source for all data and charts (if not indicated otherwise): UBS Asset Management.



[www.ubs.com/am-linkedin](http://www.ubs.com/am-linkedin)

© UBS 2018. The key symbol and UBS are among the registered and unregistered trademarks of UBS. All rights reserved.  
AMMA-716 10/18  
[www.ubs.com/am](http://www.ubs.com/am)

