

Dividends strike back

UBS Asset Management | Amid uncertain markets, **investor interest in high quality, higher yielding stocks is rising quickly**

By Erin Browne, Head of Asset Allocation, Investment Solutions, and Dan Heron, Asset Allocation Specialist, Investment Solutions

Highlights:

- Rising geopolitical risks, the gradual withdrawal of liquidity by central banks, and a higher degree of uncertainty around key macroeconomic variables including global growth and inflation suggest a higher volatility regime may persist in equity markets.
- Following the strong equity market rally of recent years, equity returns going forward may be lower as concerns about higher inflation and a global growth slowdown weigh on investor risk appetite.
- Historically, higher yielding stocks in the US outperformed the broader market in both rising volatility environments and when overall market returns are below the long-term average.
- Against this backdrop, we believe that investor focus will turn once again to the merits of potential cash returns in higher yielding equities where that yield is sustainable, and to dividend growth in particular.

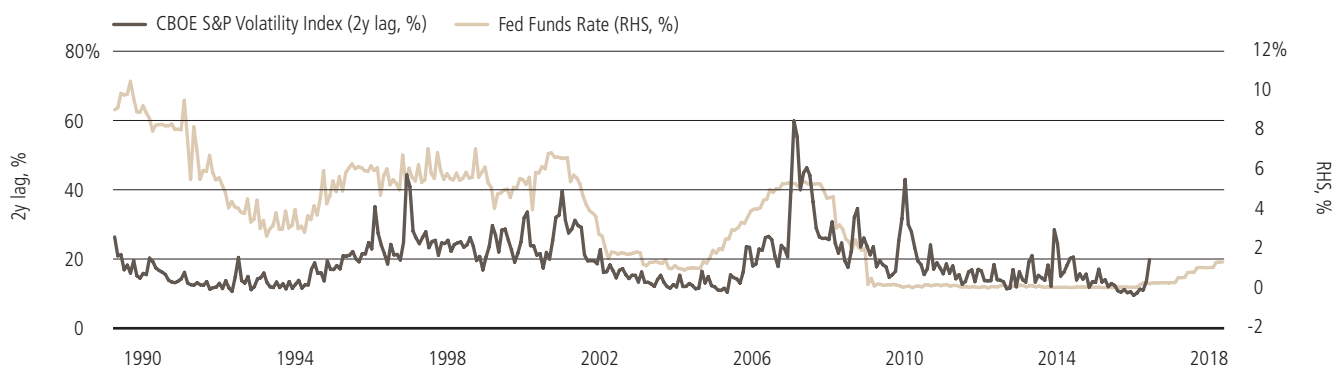
Low volatility and strong returns couldn't last forever. And investors are now looking for equity strategies that are better equipped to weather what many believe will be a bumpier ride in the coming years. We believe dividend stocks may offer a solution.

2017 saw equity markets benefit from strong and synchronized global growth, muted core inflation, stronger-than-expected corporate earnings, and accommodative monetary policy. While some of these key characteristics remain in place in 2018, a number of circumstances have changed, suggesting the investment journey going forward is unlikely to be as smooth. Uncertainty is focused on issues that include the interaction between unemployment and inflation as developed

world jobless rates continue to fall, the potential for increased fiscal stimulus in a number of major developed economies, the outlook for China as the pace of deleveraging policies accelerates, the 'neutral' rate in the US and how quickly and to what level the Federal Reserve will raise rates. Under these circumstances, many investors are looking to dividend stocks as a potential source of steady returns.

When it comes to market reaction to rising interest rates, history gives us a very clear guide on what to expect. As Exhibit 1 shows, there has been a lag of around two years between changes in benchmark US interest rates and a change in market conditions in the past.

Exhibit 1: CBOE S&P 500 Volatility index (LHS, %, 2y lag) v Fed Funds Rate (RHS, %)



Source: Datastream, UBS Asset Management.

All this comes at a time when global geopolitical risks focused on protectionism and trade wars are at their highest level in years. While we do not see a significant impact on the global growth rate from the current posturing, there are clearly risks of an escalation in tariffs between China and the US that would raise prices and reduce trade globally, constraining market returns.

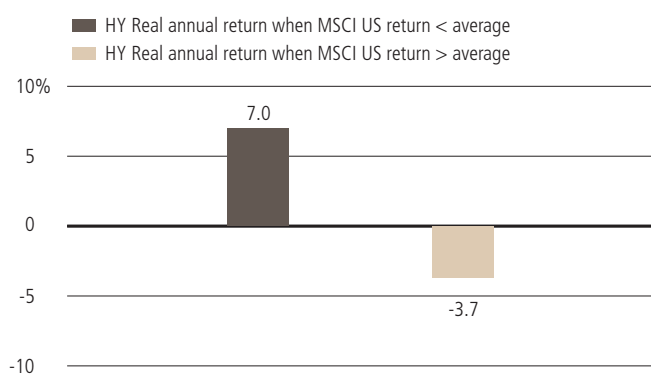
Historically, higher yielding stocks in the US outperformed the broader market in both rising volatility environments (Exhibit 2) and when overall market returns are below the long-term average (Exhibit 3). Against this backdrop, we believe that investors' focus will turn once again to the merits of potential cash returns in higher yielding equities where that yield is sustainable, and to dividend growth in particular.

Of course, looking at dividend yields in isolation tells investors nothing about the health of underlying corporate balance sheets, the sustainability of the dividend or the potential for continued dividend growth.

But looking forward, we believe that the outlook for corporate dividends generally remains robust. At current levels, global payout ratios, while marginally above their 40-year average,¹ do not look stretched. Critically, corporate balance sheets globally are in good health—bolstered by lower debt levels, low interest rates, as well as strong growth in profits and cash generation.

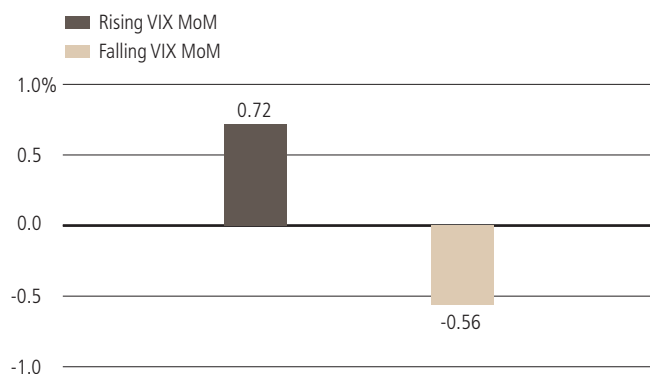
In a world where lower expected returns and higher volatility are likely to persist, we believe the case for equities with attractive yields and sustainable dividend growth looks compelling.

Exhibit 2: Relative average annual performance of MSCI US Investable High Yield vs MSCI USA when MSCI US returns are above and below average (1995–2017)



Source: Datastream, UBS Asset Management.

Exhibit 3: Relative average monthly performance of MSCI US Investable High Yield vs MSCI US by change in VIX 1995–early 2018



Source: Datastream, UBS Asset Management.

For marketing and information purposes by UBS. For professional clients / qualified / institutional investors only.

This document does not replace portfolio and fund-specific materials. Commentary is at a macro or strategy level and is not with reference to any registered or other mutual fund.

Americas

The views expressed are a general guide to the views of UBS Asset Management as of April 2018. The information contained herein should not be considered a recommendation to purchase or sell securities or any particular strategy or fund. Commentary is at a macro level and is not with reference to any investment strategy, product or fund offered by UBS Asset Management. The information contained herein does not constitute investment research, has not been prepared in line with the requirements of any jurisdiction designed to promote the independence of investment research and is not subject to any prohibition on dealing ahead of the dissemination of investment research. The information and opinions contained in this document have been compiled or arrived at based upon information obtained from sources believed to be reliable and in good

faith. All such information and opinions are subject to change without notice. Care has been taken to ensure its accuracy but no responsibility is accepted for any errors or omissions herein. A number of the comments in this document are based on current expectations and are considered "forward-looking statements". Actual future results, however, may prove to be different from expectations. The opinions expressed are a reflection of UBS Asset Management's best judgment at the time this document was compiled, and any obligation to update or alter forward-looking statements as a result of new information, future events or otherwise is disclaimed. Furthermore, these views are not intended to predict or guarantee the future performance of any individual security, asset class or market generally, nor are they intended to predict the future performance of any UBS Asset Management account, portfolio or fund.

¹ Source: Datastream, UBS Asset Management.

EMEA

The information and opinions contained in this document have been compiled or arrived at based upon information obtained from sources believed to be reliable and in good faith, but is not guaranteed as being accurate, nor is it a complete statement or summary of the securities, markets or developments referred to in the document. UBS AG and / or other members of the UBS Group may have a position in and may make a purchase and / or sale of any of the securities or other financial instruments mentioned in this document.

Before investing in a product please read the latest prospectus carefully and thoroughly. Units of UBS funds mentioned herein may not be eligible for sale in all jurisdictions or to certain categories of investors and may not be offered, sold or delivered in the United States. The information mentioned herein is not intended to be construed as a solicitation or an offer to buy or sell any securities or related financial instruments. Past performance is not a reliable indicator of future results. The performance shown does not take account of any commissions and costs charged when subscribing to and redeeming units. Commissions and costs have a negative impact on performance. If the currency of a financial product or financial service is different from your reference currency, the return can increase or decrease as a result of currency fluctuations. This information pays no regard to the specific or future investment objectives, financial or tax situation or particular needs of any specific recipient.

The details and opinions contained in this document are provided by UBS without any guarantee or warranty and are for the recipient's personal use and information purposes only. This document may not be reproduced, redistributed or republished for any purpose without the written permission of UBS AG.

This document contains statements that constitute "forward-looking statements", including, but not limited to, statements relating to our future business development. While these forward-looking statements represent our judgments and future expectations concerning the development of our business, a number of risks, uncertainties and other important factors could cause actual developments and results to differ materially from our expectations.

UK

Issued in the UK by UBS Asset Management (UK) Ltd. Authorised and regulated by the Financial Conduct Authority.

APAC

This document and its contents have not been reviewed by, delivered to or registered with any regulatory or other relevant authority in APAC. This document is for informational purposes and should not be construed as an offer or invitation to the public, direct or indirect, to buy or sell securities. This document is intended for limited distribution and only to the extent permitted under applicable laws in your jurisdiction. No representations are made with respect to the eligibility of any recipients of this document to acquire interests in securities under the laws of your jurisdiction.

Using, copying, redistributing or republishing any part of this document without prior written permission from UBS Asset Management is prohibited. Any statements made regarding investment performance objectives, risk and/or return targets shall not constitute a representation or warranty that such objectives or expectations will be achieved or risks are fully disclosed. The information and opinions contained in this document is based upon information obtained from sources believed to be reliable and in good faith but no responsibility is accepted for any misrepresentation, errors or omissions. All such information and opinions are subject to change without notice. A number of comments in this document are based on current expectations and are considered "forward-looking statements". Actual future results may prove to be different from expectations and any unforeseen risk or event may arise in the future. The opinions expressed are a reflection of UBS Asset Management's judgment at the time this document is compiled and any obligation to update or alter forward-looking statements as a result of new information, future events, or otherwise is disclaimed.

You are advised to exercise caution in relation to this document. The information in this document does not constitute advice and does not take into consideration your investment objectives, legal, financial or tax situation or particular needs in any other respect. Investors should be aware that past performance of investment is not necessarily indicative of future performance. Potential for profit is accompanied by possibility of loss. If you are in any doubt about any of the contents of this document, you should obtain independent professional advice.

Australia

This document is provided by UBS Asset Management (Australia) Ltd, ABN 31 003 146 290 and AFS License No. 222605.

Source for all data and charts (if not indicated otherwise): UBS Asset Management.

The key symbol and UBS are among the registered and unregistered trademarks of UBS.



www.ubs.com/am-linkedin

© UBS 2018. All rights reserved.
18-0315 4/18
www.ubs.com/am

For professional / qualified / institutional clients and investors only.

