

# UBS European Growth & Income (SGD hedged) P-mdist


## Fund Fact Sheet

UBS Asset Allocation Funds &gt; UBS European Growth and Income Fund

### Fund description

- The actively managed fund is focused on capturing growth and income opportunities predominantly from Europe.
- It invests predominantly in European equities, high yield corporate bonds and convertible bonds.
- Each asset class weighting is kept at approximately one third.
- The portfolio manager is not tied to the benchmark in terms of investment selection or weight.

Please see additional important information on page2.

Name of fund	UBS (Lux) Key Selection SICAV - European Growth and Income (EUR)
Share class	UBS (Lux) Key Selection SICAV - European Growth and Income (EUR) (SGD hedged) P-mdist
ISIN	LU1046463953
Securities no.	23 904 863
Bloomberg	UEGIPHS LX
Currency of fund / share class	EUR/SGD
Launch date	22.08.2014
Issue/redemption	daily
Swing pricing	yes
Accounting year end	30 September
Benchmark <sup>1</sup>	Customized Benchmark
Delta of convertible bond component	0.31
Duration (years)	1.46
Average rating <sup>2</sup>	BB
Distribution	monthly
Last distribution 20.04.2023	SGD 0.48
Indicative Portfolio Yield (gross of fee) (28.04.2023)	4.24%
Management fee p.a.	1.40%
Total expense ratio (TER) p.a. <sup>3</sup>	1.80%
Name of the Management Company	UBS Fund Management (Luxembourg) S.A., Luxembourg
Fund domicile	Luxembourg
SFDR Classification	Art.6
Morningstar Sustainability rating <sup>4</sup>	

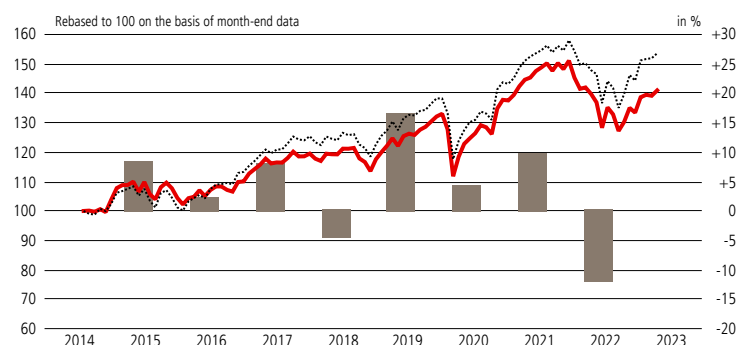
<sup>1</sup> 1/3 MSCI Europe (net div. reinv.) (hedged in SGD); 1/3 ICE BofA EUR High Yield 3% Constrained Index (hedged in SGD); 1/3 convertible bond comprised of 50% Refinitiv Eurozone Convertible Bond (hedged in SGD) & 50% Refinitiv Global Convertible Index - Global Vanilla (hedged in SGD)


<sup>2</sup> The figure refers to the high yield and convertible bond part of the portfolio.

<sup>3</sup> as at 30.09.2022

<sup>4</sup> As of 28.02.2023

### Performance (basis SGD, net of fees)<sup>1</sup>



— Fund performance net of fees (left-hand scale)  
 Fund performance per year in % net of fees (right-hand scale)  
 ..... Index performance (left-hand scale)

Past performance is not a reliable indicator of future results.

in %	2019	2020	2021	2022	2023 YTD <sup>2</sup>	Apr. 2023	5 years	Ø p.a. 5 years
Fund (SGD)	16.37	4.28	9.67	-11.70	5.68	1.32	18.02	3.37
Ref. Index <sup>3</sup>	16.72	3.95	9.94	-8.68	6.44	1.10	22.58	4.16

The performance shown does not take account of any commissions, entry or exit charges.

<sup>1</sup> These figures refer to the past. If the currency of a financial product, financial service or its costs is different from your reference currency, the return and/or costs can increase or decrease as a result of currency fluctuations. Source for all data and chart (if not indicated otherwise): UBS Asset Management.

<sup>2</sup> YTD: year-to-date (since beginning of the year)

<sup>3</sup> Reference Index in currency of share class (without costs)

### Fund statistics

Net asset value (SGD, 28.04.2023)	97.64
Last 12 months (SGD) – high	101.26
– low	90.04
Total fund assets (SGD m) (28.04.2023)	694.67
Share class assets (SGD m)	3.41

	3 years	5 years
Beta	0.94	0.99
Volatility <sup>1</sup>		
– Fund	9.24%	10.51%
– Benchmark	9.64%	10.48%
Sharpe ratio	0.53	0.20
Risk free rate	1.09%	1.29%

<sup>1</sup> Annualised standard deviation

### Other key figures

	Fund
Yield on distribution	4.24
Average rating	BB

<sup>1</sup> The figure refers to the high yield and convertible bond part of the portfolio.

### For more information

UBS Fund Infoline: 0800 899 899

Internet: [www.ubs.com/funds](http://www.ubs.com/funds)

Contact your client advisor

### Portfolio management representatives

Alistair Moran

Matthew Bance

Calvin Kim

### Morningstar Sustainability Rating™



As of 28.02.2023

# UBS European Growth & Income (SGD hedged) P-mdist

## Investment instrument exposure (%)

	Fund
European Equities	33.0
Convertible Bonds	33.0
European High Yield Bonds	33.0
Cash & Equivalents	1.0

## Credit quality of high yield and convertible bonds (%)

	Fund
AAA	0.7
AA	7.7
A	7.8
BBB	20.3
BB	33.3
B	21.7
CCC	4.9
NR	3.7

## Market exposure of equities (%)

	Fund
United Kingdom	22.4
France	20.4
Switzerland	11.8
Germany	11.2
Netherlands	10.1

	Fund
Denmark	5.5
Spain	5.0
Italy	4.3
Finland	4.1
Others	5.2

## Benefits

Equities, high yield corporate bonds and convertible bonds offer a compelling combination of growth and income opportunities with favorable risk/return characteristics. Diversification across each asset class at approximately one third reduces overall risk.

Managed by a dedicated team of experts who can draw upon UBS Asset Management's experienced European investment teams.

## Additional information

- The exchange rate risk between EUR and SGD is largely hedged.

## Risks

This fund value may fluctuate given its equity exposure and is also impacted by changes in interest rates due to its fixed income holdings. The fund focuses intentionally on European assets, which may entail additional risks and volatility. All investments are subject to market fluctuations. Every fund has specific risks, which can significantly increase under unusual market conditions. The fund can use derivatives, which may result in additional risks (particularly counterparty risk). This share class (mdist) may make monthly, gross-of-fee distributions. As a consequence, in addition to income, this share class may also distribute capital. This can have negative tax consequences for investors in some jurisdictions. Investors should seek their own tax advice.

For more detailed information about Morningstar's Sustainability, including its methodology, please go to: [https://www.morningstar.com/content/dam/marketing/shared/Company/Trends/Sustainability/Detail/Documents/SustainabilityRatingMethodology2019.pdf?cid=AEM\\_RED00016](https://www.morningstar.com/content/dam/marketing/shared/Company/Trends/Sustainability/Detail/Documents/SustainabilityRatingMethodology2019.pdf?cid=AEM_RED00016)

Please note that additional fees (e.g. entry or exit fees) may be charged. Please refer to your financial adviser for more details. Investors should read the Key Investor Information Document (KIID), Prospectus and any applicable local offering document prior to investing and to get complete information of the risks. Investors are acquiring units or shares in a fund, and not in a given underlying asset such as building or shares of a company. For a definition of financial terms refer to the glossary available at [www.ubs.com/am-glossary](http://www.ubs.com/am-glossary).

**For marketing and information purposes by UBS.** UBS funds under Luxembourg law. Arrangements for marketing fund units mentioned in this document may be terminated at the initiative of the management company of the fund(s). Representative in Switzerland for UBS funds established under foreign law: UBS Fund Management (Switzerland) AG, P.O. Box, CH-4002 Basel. Paying agent: UBS Switzerland AG, Bahnhofstrasse 45, CH-8001 Zurich. Prospectuses, key information document, the articles of association or the management regulations as well as annual and semi-annual reports of UBS funds are available in a language required by the local applicable law free of charge from UBS Asset Management Switzerland AG, c/o UBS AG, Bahnhofstrasse 45, 8001 Zürich, Switzerland or from UBS Fund Management (Switzerland) AG, P.O. Box, CH-4002 Basel. The product described herein aligns to Article 6 Regulation (EU) 2019/2088 on sustainability-related disclosures in the financial services sector. Information on sustainability-related aspects pursuant to that regulation can be found on [www.ubs.com/funds](http://www.ubs.com/funds). The benchmark is the intellectual property of the respective index provider. The fund or the share class is neither sponsored nor endorsed by the index provider. The fund prospectus or supplemental prospectus contains the full disclaimer. Before investing in a product please read the latest prospectus and key information document carefully and thoroughly. Any decision to invest should take into account all the characteristics or objectives of the fund as described in its prospectus, or similar legal documentation. Investors are acquiring units or shares in a fund, and not in a given underlying asset such as building or shares of a company. The information and opinions contained in this document have been compiled or arrived at based upon information obtained from sources believed to be reliable and in good faith, but is not guaranteed as being accurate, nor is it a complete statement or summary of the securities, markets or developments referred to in the document. Members of the UBS Group may have a position in and may make a purchase and / or sale of any of the securities or other financial instruments mentioned in this document. Units of UBS funds mentioned herein may not be eligible for sale in all jurisdictions or to certain categories of investors and may not be offered, sold or delivered in the United States. The information mentioned herein is not intended to be construed as a solicitation or an offer to buy or sell any securities or related financial instruments. Past performance is not a reliable indicator of future results. The calculated performance takes all costs on the fund level into consideration (ongoing costs). The entry and exit costs, which would have a negative impact on the performance, are not taken into consideration. If whole or part of the total costs to be paid is different from your reference currency, the costs may increase or decrease as a result of currency and exchange rate fluctuations. Commissions and costs have a negative impact on the investment and on the expected returns. If the currency of a financial product or financial service is different from your reference currency, the return can increase or decrease as a result of currency and exchange rate fluctuations. This information pays no regard to the specific or future investment objectives, financial or tax situation or particular needs of any specific recipient. Future performance is subject to taxation which depends on the personal situation of each investor and which may change in the future. The details and opinions contained in this document are provided by UBS without any guarantee or warranty and are for the recipient's personal use and information purposes only. This document may not be reproduced, redistributed or republished for any purpose without the written permission of UBS Asset Management Switzerland AG or a local affiliated company. Source for all data and charts (if not indicated otherwise): UBS Asset Management. A summary of investor rights in English can be found online at [www.ubs.com/funds](http://www.ubs.com/funds). More explanations of financial terms can be found at [www.ubs.com/am-glossary](http://www.ubs.com/am-glossary).

© UBS 2023. The key symbol and UBS are among the registered and unregistered trademarks of UBS. All rights reserved.