

UBS Equity China Opportunity (SGD) P-acc

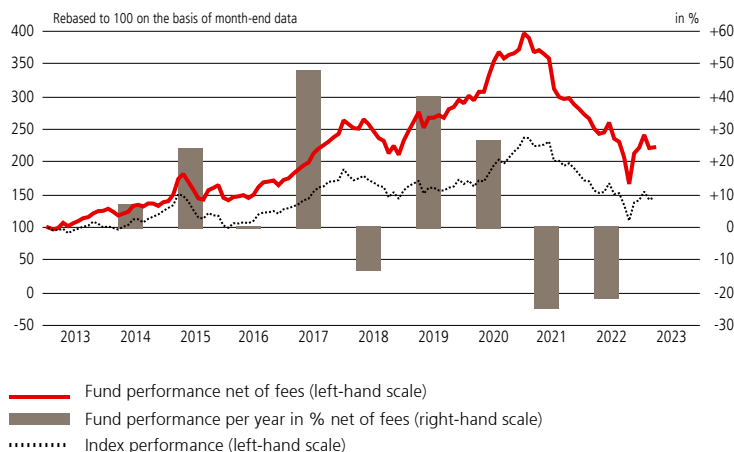
Fund Fact Sheet

UBS Equity Funds > UBS Opportunity Equity Funds > UBS (Lux) Equity Fund - China Opportunity (USD)


Fund description

- Very actively managed equity fund based on a concentrated equity portfolio investing in selected Chinese companies
- The manager is given great flexibility to take focused views on the most attractive stocks and exploit the best opportunities, unconstrained by the reference index.
- Diversified across sectors offering broad coverage of the Chinese market
- The portfolio manager is not tied to the benchmark in terms of investment selection or weight.
- The exchange rate risk between USD and SGD is not hedged.

Performance (basis SGD, net of fees)¹



Past performance is not a reliable indicator of future results.

Name of fund	UBS (Lux) Equity Fund - China Opportunity (USD)
Share class	UBS (Lux) Equity Fund - China Opportunity (USD) (SGD) P-acc
ISIN	LU0880133367
Securities no.	20 487 309
Bloomberg	SBCESGP LX
Currency of fund / share class	USD/SGD
Launch date	08.02.2013
Issue/redemption	daily
Swing pricing	yes
Accounting year end	30 November
Benchmark ¹	MSCI China 10/40 (net div. reinv.) in SGD
Distribution	Reinvestment
Management fee p.a.	1.87%
Name of the Management Company	UBS Fund Management (Luxembourg) S.A., Luxembourg
Fund domicile	Luxembourg
SFDR Title	Article 8
Overall Morningstar Rating	★★★★
Morningstar Sustainability rating ²	

¹ Reference index change on 01.01.2018 - old: MSCI China (net div re), new: MSCI China 10/40 (net div. re).
² As of 28.02.2023

in %	2019	2020	2021	2022	2023 YTD ²	Mar. 2023	5 years	Ø p.a. 5 years
Fund (SGD)	39.82	26.07	-24.41	-21.13	0.27	0.50	-11.67	-2.45
Ref. Index ³	20.54	28.52	-18.54	-21.94	3.21	2.68	-15.06	-3.21

The performance shown does not take account of any commissions, entry or exit charges.

- ¹ These figures refer to the past. If the currency of a financial product, financial service or its costs is different from your reference currency, the return and/or costs can increase or decrease as a result of currency fluctuations. Source for all data and chart (if not indicated otherwise): UBS Asset Management.
² YTD: year-to-date (since beginning of the year)
³ Reference Index in currency of share class (without costs)

Fund statistics

Net asset value (SGD, 31.03.2023)	219.14
Last 12 months (SGD) – high	260.53
– low	163.94
Total fund assets (SGD m)	6 795.19
Share class assets (SGD m)	316.55

	3 years	5 years
Beta	0.97	0.96
Volatility ¹		
– Fund	26.31%	23.18%
– Benchmark	26.29%	23.06%
Sharpe ratio	-0.38	-0.16
Risk free rate	1.00%	1.24%

¹ Annualised standard deviation

For more information

UBS Fund Infoline: 0800 899 899
Internet: www.ubs.com/funds
Contact your client advisor

Portfolio management representatives

Bin Shi
Morris Wu
Denise Cheung

Morningstar Sustainability Rating™



As of 28.02.2023

UBS Equity China Opportunity (SGD) P-acc

Sector exposure (%)

	Fund
Financial Services	22.3
Communication Services	20.9
Consumer Staples	14.4
Consumer Discretionary	11.8
Real estate	9.8
Health Care	9.4
Industrials	2.6
Information Technology	1.7
Materials	1.2
Energy	0.0
Utility	0.0
Others	5.8

10 largest equity positions (%)

	Fund
TENCENT HOLDINGS LTD	9.96
KWEICHOW MOUTAI 'A' CNY1	9.93
NETEASE INC	8.76
ALIBABA GROUP HOLDING LTD	6.97
PING AN INSURANCE 'H' CNY1	4.88
CHINA MERCHANTS BANK CNY1	4.38
CSPC PHARMACEUTICAL GROUP LT	4.31
AIA GROUP LTD	4.02
PING AN BANK CO LTD A	4.02
MEITUAN-CLASS B	3.52

Benefits

Easy access to investment opportunities provided by a rapidly growing Chinese economy. Investors gain access to all classes of shares providing China equity exposure: A, B and H shares as well as Red Chips

Due to the significant deviation from the reference index, the fund offers the potential to outperform the reference index.

Investors benefit from UBS being one of the few asset managers with a truly global investment platform

The experienced portfolio management team can leverage local investment expertise in the Chinese market via our joint venture UBS SDIC in China

Risks

UBS Opportunity Equity Funds invest in equities and may therefore be subject to high fluctuations in value. For this reason, an investment horizon of at least five years and corresponding risk tolerance and capacity are required. As these UBS Funds pursue an active management style, each Fund's performance can deviate substantially from that of its reference index. All investments are subject to market fluctuations. Every Fund has specific risks, which can significantly increase under unusual market conditions. The fund can use derivatives, which may result in additional risks (particularly counterparty risk).

Please note the following information about the Morningstar Ratings: © 2023 Morningstar. All Rights Reserved. The information contained herein: (1) is proprietary to Morningstar and/or its content providers; (2) may not be copied or distributed; and (3) is not warranted to be accurate, complete or timely. Neither Morningstar nor its content providers are responsible for any damages or losses arising from any use of this information. Past performance is no guarantee of future results. For more detailed information about Morningstar's Sustainability, including its methodology, please go to: https://www.morningstar.com/content/dam/marketing/shared/Company/Trends/Sustainability/Detail/Documents/SustainabilityRatingMethodology2019.pdf?cid=AEM_RED00016

Please note that additional fees (e.g. entry or exit fees) may be charged. Please refer to your financial adviser for more details. Investors should read the Key Investor Information Document (KIID), Prospectus and any applicable local offering document prior to investing and to get complete information of the risks. Investors are acquiring units or shares in a fund, and not in a given underlying asset such as building or shares of a company. For a definition of financial terms refer to the glossary available at www.ubs.com/am-glossary.

For marketing and information purposes by UBS. UBS funds under Luxembourg law. Arrangements for marketing fund units mentioned in this document may be terminated at the initiative of the management company of the fund(s). Representative in Switzerland for UBS funds established under foreign law: UBS Fund Management (Switzerland) AG, P.O. Box, CH-4002 Basel. Paying agent: UBS Switzerland AG, Bahnhofstrasse 45, CH-8001 Zurich. Prospectuses, key information document, the articles of association or the management regulations as well as annual and semi-annual reports of UBS funds are available in a language required by the local applicable law free of charge from UBS Asset Management Switzerland AG, c/o UBS AG, Bahnhofstrasse 45, 8001 Zürich, Switzerland or from UBS Fund Management (Switzerland) AG, P.O. Box, CH-4002 Basel. The product described herein aligns to Article 8 Regulation (EU) 2019/2088 on sustainability-related disclosures in the financial services sector. Information on sustainability-related aspects pursuant to that regulation can be found on www.ubs.com/funds. The benchmark is the intellectual property of the respective index provider. The fund or the share class is neither sponsored nor endorsed by the index provider. The fund prospectus or supplemental prospectus contains the full disclaimer. Before investing in a product please read the latest prospectus and key information document carefully and thoroughly. Any decision to invest should take into account all the characteristics or objectives of the fund as described in its prospectus, or similar legal documentation. Investors are acquiring units or shares in a fund, and not in a given underlying asset such as building or shares of a company. The information and opinions contained in this document have been compiled or arrived at based upon information obtained from sources believed to be reliable and in good faith, but is not guaranteed as being accurate, nor is it a complete statement or summary of the securities, markets or developments referred to in the document. Members of the UBS Group may have a position in and may make a purchase and / or sale of any of the securities or other financial instruments mentioned in this document. Units of UBS funds mentioned herein may not be eligible for sale in all jurisdictions or to certain categories of investors and may not be offered, sold or delivered in the United States. The information mentioned herein is not intended to be construed as a solicitation or an offer to buy or sell any securities or related financial instruments. Past performance is not a reliable indicator of future results. The calculated performance takes all costs on the fund level into consideration (ongoing costs). The entry and exit costs, which would have a negative impact on the performance, are not taken into consideration. If whole or part of the total costs to be paid is different from your reference currency, the costs may increase or decrease as a result of currency and exchange rate fluctuations. Commissions and costs have a negative impact on the investment and on the expected returns. If the currency of a financial product or financial service is different from your reference currency, the return can increase or decrease as a result of currency and exchange rate fluctuations. This information pays no regard to the specific or future investment objectives, financial or tax situation or particular needs of any specific recipient. Future performance is subject to taxation which depends on the personal situation of each investor and which may change in the future. The details and opinions contained in this document are provided by UBS without any guarantee or warranty and are for the recipient's personal use and information purposes only. This document may not be reproduced, redistributed or republished for any purpose without the written permission of UBS Asset Management Switzerland AG or a local affiliated company. Source for all data and charts (if not indicated otherwise): UBS Asset Management. A summary of investor rights in English can be found online at www.ubs.com/funds. More explanations of financial terms can be found at www.ubs.com/am-glossary.

© UBS 2023. The key symbol and UBS are among the registered and unregistered trademarks of UBS. All rights reserved.

UBS Equity China Opportunity – ESG Report

ESG Performance

The following illustrations show the fund's performance against sustainability criteria that are either explicitly part of the fund's ESG objectives or are included in the investment process.

UBS AM sustainability approaches applied

- | | | |
|---|---|--|
| <input checked="" type="checkbox"/> Exclusion | <input checked="" type="checkbox"/> ESG Integration | <input type="checkbox"/> SI Focus |
| <input type="checkbox"/> Impact | <input checked="" type="checkbox"/> Voting | <input checked="" type="checkbox"/> Engagement |

ESG details of the top 10 equity positions

(in % of portfolio AuM)^{1,2}

Holding	Fund	ESG Score
Tencent Holdings Ltd	10.0	5.6
Kweichow Moutai Co Ltd	9.9	2.6
NetEase Inc	8.8	6.5
Alibaba Group Holding Ltd	7.0	4.3
Ping An Insurance Group Co of China Ltd	4.9	6.2
China Merchants Bank Co Ltd	4.4	5.3
CSPC Pharmaceutical Group Ltd	4.3	5.8
AIA Group Ltd	4.0	7.1
Ping An Bank Co Ltd	4.0	5.1
Meituan	3.5	4.3

¹ This is not a recommendation to buy or sell any security

² AuM = Assets under Management

Glossary

ESG is an abbreviation for Environmental, Social and Governance (factors). These factors are used to evaluate companies and countries on how advanced they are with respect to sustainability. Once sufficient data on these factors are available, they can be used to assess and compare assets and also to inform the investment process when deciding what assets to buy, hold or sell.

UBS AM sustainability approaches applied

Exclusion: Strategies that exclude securities from portfolios where they are not aligned to an investor's values. Includes customized screening criteria.

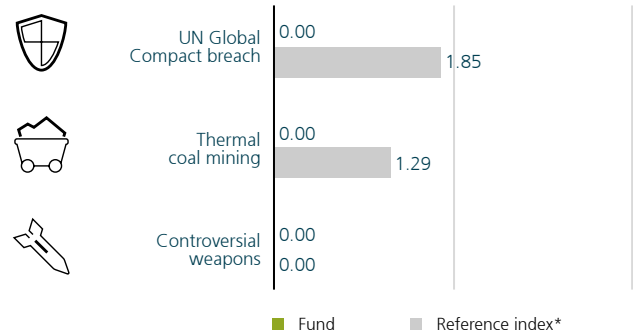
ESG Integration: Strategies that integrate environmental, social and governance (ESG) factors into fundamental financial analysis to improve risk/return profile.

SI Focus: Strategies where sustainability is an explicit part of the investment guidelines, universe, selection and/or investment process

Impact: Strategies where the intention is to generate measurable environmental and/or social benefits ("impact")

Controversy check

(in % of portfolio AuM)^{1,2}



¹ The fund excludes issuers identified as violating the UN Global Compact principles without credible corrective action

² AuM = Assets under Management

alongside the financial return.

Voting: Exercising shareholder rights by proxy voting on resolutions.

Engagement: (Pro-) actively entering in a dialogue with companies to influence material ESG topics.

ESG Score (UBS ESG Consensus Score): The UBS ESG Consensus Score is based on UBS-internal and independent external ESG data sources. The UBS ESG Consensus Score is industry-adjusted and is measured on a scale from 0 (lowest/worst score) to 10 (highest/best score).

Controversy check: Controversial Business Involvement exposure is the exposure to companies with a revenue share exceeding a certain threshold of the respective field (production). Link to our exclusion policy for more details: -> www.ubs.com/si-exclusion-policy

Sources: Fund holding data: UBS Asset Management; MSCI ESG Research

*MSCI China 10/40 (net div. reinv.)

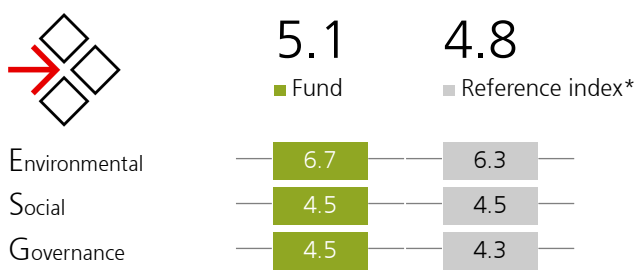
UBS Equity China Opportunity – ESG Report

ESG Transparency

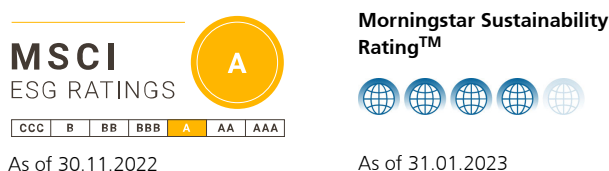
This page provides transparency on key sustainability metrics that may be of interest to investors but are not part of the fund's investment process. The following metrics inform investors more broadly on their exposure to selected ESG topics.

MSCI ESG Scores

Holding-weighted average (0-10)

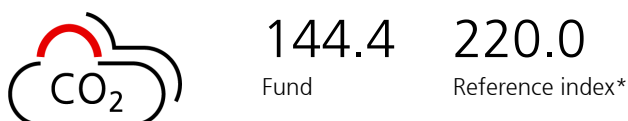


External fund ratings



Weighted average carbon intensity

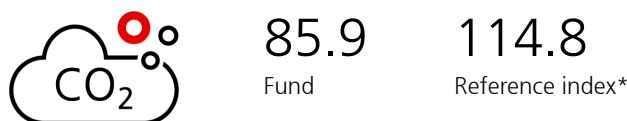
(tCO₂ equivalents per USD million in sales)¹



¹ The fund maintains a lower weighted average carbon intensity profile than the benchmark and/or a low absolute profile (defined as below 100Mt of CO₂ emissions per million dollars of revenue)

Carbon footprint

(tCO₂ per USD million invested)



Glossary

MSCI ESG scores are provided by MSCI ESG Research and are measured on a scale from 0 (lowest/worst score) to 10 (highest/best score). The score is based on the underlying company's exposure to industry-specific ESG risks and their ability to mitigate those risks relative to their peers. ESG scores are also shown a breakdown of the E, S and G scores, in reference to the different components that are considered for the Environmental, Social and Government pillars. The components are also rated on a scale of 0-10. Based on the individual E, S and G values, a weighted average can be calculated. This is dynamic and takes into account the direct changes of all underlying results, which affect the individual E, S and G values. The ESG Score measures the most financially significant environmental, social and governance risks and opportunities of companies. In addition, sectoral differences are taken into account through key industry specific ESG issues. This makes the ESG score a rather static measure, as the relative valuation of a sector remains constant over a longer period of time.

MSCI ESG Fund Ratings** are designed to measure the Environmental, Social and Governance (ESG) characteristics of a fund's underlying holdings, making it possible to rank or screen mutual funds and ETFs on a AAA to CCC ratings scale. MSCI leverage MSCI ESG Ratings for over 10,500 companies (19,500 total issuers including subsidiaries) and more than 760,000 equity and fixed-income securities globally to create

ESG scores and metrics for approximately 56,000 multi-asset class Mutual funds and ETFs globally (as of January 17, 2022).

**MSCI ESG Research LLC's ("MSCI ESG") fund metrics and ratings (the "Information") provide environmental, social and governance data with respect to underlying securities within more than 56,000 multi-asset class Mutual funds and ETFs globally (as of January 17, 2022). MSCI ESG is a Registered Investment Adviser under the Investment Advisers Act of 1940. MSCI ESG materials have not been submitted to, nor received approval from, the US SEC or any other regulatory body. None of the Information constitutes an offer to buy or sell, or a promotion or recommendation of any security, financial instrument or product or trading strategy, nor should it be taken as an indication or guarantee of any future performance, analysis, forecast or prediction. None of the Information can be used to determine which securities to buy or sell or when to buy or sell them. The Information is provided "as is" and the user of the Information assumes the entire risk of any use it may make or permit to be made of the Information.

Weighted Average Carbon Intensity (tons CO₂e /USDm sales):

The Weighted Average Carbon Intensity (WACI) measures a portfolio's exposure to carbon-intensive companies. The WACI metric provides insight into potential risks related to the transition to a lower-carbon economy because companies with higher carbon intensity are likely to face more exposure to carbon related market and regulatory risks. This metrics is applicable across asset classes, including fixed income, as it's not based on equity ownership basis. It's the sum product of the portfolio weights and individual carbon intensities (carbon emissions scope 1+2 / USDm sales). Data provider: MSCI ESG Research

Carbon Footprint (tons CO₂e / USDm invested): Expresses the greenhouse gas footprint of an investment sum. The

UBS Equity China Opportunity – ESG Report

carbon emissions scope 1 and 2 are allocated to investors based on an enterprise value ownership (with inclusion of cash) approach and normalized by the current portfolio value. The Carbon Footprint is a normalized measure of a portfolio's contribution to climate change that enables comparison with a benchmark, between portfolios and between individual investments. Metric is Total Carbon Emissions expressed as per currency invested.

Data provider: MSCI ESG Research

Use of derivatives / fund of fund investments

Derivatives and fund of fund investments used in the portfolio

Sources: Fund holding data: UBS Asset Management; MSCI ESG Research

*MSCI China 10/40 (net div. reinv.)

are treated on a lookthrough basis, whereby the economic exposures to the underlying basket of securities is treated as an actual investment in the individual securities that make up this basket. This might in the case of broad market derivatives or fund of fund investments lead to minimal exposures to securities that are excluded from direct investments.

Aggregation of ESG/Carbon data

ESG scores of holdings in the portfolio and the reference index are aggregated using their respective individual weights and ESG scores (sum product).

Although UBS Asset Management information providers, including without limitation, MSCI ESG Research LLC and its affiliates (the "ESG Parties"), obtain information from sources they consider reliable, none of the ESG Parties warrants or guarantees the originality, accuracy and/or completeness of any data herein. None of the ESG Parties makes any express or implied warranties of any kind, and the ESG Parties hereby expressly disclaim all warranties of merchantability and fitness for a particular purpose, with respect to any data herein. None of the ESG Parties shall have any liability for any errors or omissions in connection with any data herein. Further, without limiting any of the foregoing, in no event shall any of the ESG Parties have any liability for any direct, indirect, special, punitive, consequential or any other damages (including lost profits) even if notified of the possibility of such damages.

Certain information contained herein (the "Information") is sourced from/copyright of MSCI ESG Research LLC (a Registered Investment Adviser under the Investment Advisers Act of 1940), or its affiliates (including MSCI Inc. and its subsidiaries ("MSCI")), or third party suppliers (together with MSCI & MSCI ESG, the "ESG Parties") and may have been used to calculate scores, ratings or other indicators. It may not be reproduced or disseminated in whole or part without prior written permission. The Information has not been submitted to, nor received approval from, the US SEC or any other regulatory body. The Information may not be used to create any derivative works, or in connection with, nor does it constitute, an offer to buy or sell, or a promotion or recommendation of, any security, financial instrument or product, trading strategy, or index, nor should it be taken as an indication or guarantee of any future performance, analysis, forecast or prediction. Some funds may be based on or linked to MSCI indexes, and MSCI may be compensated based on the fund's assets under management or other measures. MSCI has established an information barrier between equity index research and certain Information. None of the Information in and of itself can be used to determine which securities to buy or sell or when to buy or sell them. The Information is provided "as is" and the user assumes the entire risk of any use it may make or permit to be made of the Information. No ESG Party warrants or guarantees the originality, accuracy and/or completeness of the Information and each expressly disclaims all express or implied warranties. No ESG Party shall have any liability for any errors or omissions in connection with any Information herein, or any liability for any direct, indirect, special, punitive, consequential or any other damages (including lost profits) even if notified of the possibility of such damages.